



# OKLAHOMA

Kenny Mossman, Sr. Associate AD for Communications  
 180 W. Brooks Suite 2525, Norman, OK 73019  
 O: (405) 325-8231 | C: (405) 249-5891 | F: (405) 325-7623  
 kmossman@ou.edu | www.SoonerSports.com

## 2006 OU SCHEDULE

09.02	UAB	TBS	W, 24-17
09.09	WASHINGTON	ABC	W, 37-20
09.16	at Oregon	ABC	L, 34-33
09.23	MIDDLE TENN.	PPV	W, 59-0
10.07	Texas (at Dallas)	ABC	L, 28-10
10.14	IOWA STATE	FSN	W, 34-9
10.21	COLORADO	FSN	W, 24-3
10.28	at Missouri	ABC	W, 26-10
11.04	at Texas A&M	ABC	W, 17-16
11.11	TEXAS TECH	FSN	W, 34-24
11.18	at Baylor	FSN	11 a.m.
11.25	at Oklahoma State	FSN	1:30 p.m.

All starting times are for site of game

## OKLAHOMA COACHES

Bob Stoops (f)	Head Coach
Brent Venables (f)	Assoc. HC/DC/LB
Kevin Wilson (p)	OC/TE/FB
Bobby Jack Wright (f)	Asst HC/Co-DC/DB
Kevin Sumlin (p)	Co-OC/WR
Cale Gundy (f)	RC/RB
Josh Heupel (f)	QB
James Patton (f)	OL
Jackie Shipp (f)	DL
Chris Wilson (p)	DE

Game location: f - field, p - press box

## TELEVISION/FSN

Bill Land, play-by-play  
 Gary Reasons, analyst  
 Jim Knox, sideline



## RADIO/SOONER NETWORK

Bob Barry, Sr., play-by-play  
 Merv Johnson, analyst  
 Mark Rodgers, sideline  
 Michael Dean, producer  
 Sirius Satellite Radio, channel 158



## DID YOU KNOW

This marks the fourth consecutive year in which an OU defensive lineman has an interception. DE Calvin Thibodeaux became the latest when he got the first of his career last Saturday vs. Texas Tech.

## Sooners Begin Two-Game Road Swing at Baylor; OU has Fashioned Five-Game Winning Streak



### OKLAHOMA SOONERS

8-2, 5-1

#### IN THE POLLS

16 USA Today/Coaches  
 16 Associated Press

#### LEADERS

Rushing\*: A. Patrick  
 120/502/2  
 Passing: P. Thompson  
 147-240-6/1,914/15  
 Receiving: M. Kelly  
 46/724/7  
 Tackles: R. Alexander  
 82 TT/11 TFL/3 FF

\*indicates active



### BAYLOR BEARS

4-7, 3-4

#### IN THE POLLS

NR USA Today/Coaches  
 NR Associated Press

#### LEADERS

Rushing: P. Mosley  
 93/465/6  
 Passing\*:  
 B. Szymanski  
 42-76-5//501/4  
 Receiving: D. Zeigler  
 52/716/3  
 Tackles: J. Pawelek  
 83 TT/4.5 TFL/1 Int.

## SETTING THE SCENE

Date: Saturday, Nov. 18, 2006  
 Location: Waco, Texas  
 Kickoff: 11 a.m., CDT  
 Stadium: Floyd Casey Stadium  
 Stadium Capacity, Surface: 50,000, Artificial  
 OU Travel Plans: The Sooners will depart Oklahoma City Friday via air charter and return immediately following the game.



## PLAYER TO WATCH

CB Lendy Holmes is in a playmaking mode over the last three games. At Missouri, he picked off one pass and broke up three others. At Texas A&M, he registered a career-high eight tackles and against Texas Tech last Saturday he logged his first career sack. It's pretty good production from a cornerback who converted from wide receiver just last spring. Holmes is a sophomore from Dallas.

## THE GAME

Oklahoma begins a two-game road stretch to close out the regular season. The Sooners are at Baylor this week, then travel to Oklahoma State on Nov. 25. OU has won five straight while the host Bears have dropped three in a row and four of their last five. This is BU's season finale.

## THE SERIES

Oklahoma leads it 15-0, including a 6-0 mark in Waco. Last season, the Sooners survived a double overtime scare from the Bears in Norman, 37-30.

## THE COACHES

**Oklahoma:** Bob Stoops (Iowa '83) is 83-18 in his eighth season with the Sooners. He is 4-3 in bowls, 3-2 in January Bowls, 2-2 in BCS games, 54-11 vs. the Big 12, 29-8 vs. the Big 12 South, 25-3 vs. the Big 12 North, 3-1 in the Big 12 title game, 29-7 vs. non-conference opponents, 47-2 at home, 23-9 on the road, 13-7 on neutral fields and 24-9 vs. ranked opponents. He is 7-0 vs. Baylor.  
**Baylor:** Guy Morriss (TCU '73) is 12-21 in his sixth season at Baylor, 24-44 in six seasons of head coaching overall. He is 0-3 vs. Oklahoma.

## THE PROGRAM

■ Oklahoma's all-time record is 765-291-53. ■ The Sooners own seven national championships (1950, 1955, 1956, 1974, 1975, 1985, 2000). ■ OU has 39 bowl appearances (No. 7 nationally) with 24 victories (No. 3 nationally). ■ Oklahoma has won 39 conference titles. ■ Since WWII, Oklahoma is the most successful college football program with 518 victories. ■ Some 141 All-Americans and four Heisman Trophy winners have come from the Oklahoma program.

**OU MEDIA RELATIONS STAFF**

Kenny Mossman\* Sr. Assoc. Athletics Dir.  
 E-mail kmossm@ou.edu  
 Mike Houck Assoc. Media Relations Dir.  
 E-mail mhouck@ou.edu  
 Chris Freet\* Assoc. Media Relations Dir.  
 E-mail cfreet@ou.edu  
 Craig Moran Asst. Media Relations Dir.  
 E-mail cmoran@ou.edu  
 Jessica Summers Asst. Media Relations Dir.  
 E-mail jlsummers@ou.edu  
 Jared Thompson Asst. Media Relations Dir.  
 E-mail jaredthompson@ou.edu  
 Debbie Copp Publications Coordinator  
 E-mail dcopp@ou.edu

\* denotes main football contacts

Office Phone 405.325.8231  
 Office FAX 405.325.7623

Mailing Address  
 OU Athletics Media Relations  
 McCasland Center - OMS 2525  
 180 W. Brooks  
 Norman, OK 73019

**BIG 12 TELECONFERENCE**

This call is available to media only each Monday. To receive the parameters, contact Big 12 Conference office at 214.742.1212.

Here is the order of participants ...

- 10:00 -- Mark Mangino, Kansas
- 10:10 -- **Bob Stoops, Oklahoma**
- 10:20 -- Mike Gundy, Oklahoma State
- 10:30 -- Ron Prince, Kansas State
- 10:40 -- Gary Pinkel, Missouri
- 10:50 -- Mike Leach, Texas Tech
- 11:00 -- Guy Morriss, Baylor
- 11:10 -- Dan McCarney, Iowa State
- 11:20 -- Mack Brown, Texas
- 11:30 -- Dennis Franchione, Texas A&M
- 11:40 -- Dan Hawkins, Colorado
- 11:50 -- Bill Callahan, Nebraska
- Noon -- Selected Student-Athletes

**BIG 12 SATELLITE FEED**

In cooperation with Fox Sports, the Big 12 provides a weekly highlights uplink each Tuesday from Aug. 29-Dec. 12 from 3:30-4:30 p.m CT. Coordinates are: Galaxy 3C, Transponder 21 (C Band), Frequency 4120 mhz (vertical).



**GAME WEEK AVAILABILITY**

Monday*	Tuesday*^#	Wednesday	Thursday	Friday
Bob Stoops on Big 12 Conference Call (10:10 a.m.) Offensive Players and coaches available for post-practice interviews (approx 6:15 p.m.).	Media luncheon (11:30 a.m.), East Side Stadium Club. Defensive Players and coaches available for post-practice interviews (approx. 6:15 p.m.).	Coaches only available for post-practice interviews (approx. 6:30 p.m.).	No availability	No availability.

\* Some players have evening classes and are not available. ^Coach Stoops' radio show is Tuesday evenings and he generally has little if any post-practice availability at that time. # Players and coaches who appear at the media luncheon on not available after the Tuesday practice.

**WEEKLY MEDIA LUNCHEON**

Each Tuesday during the season OU hosts a media luncheon inside the Kerr McGee Stadium Club (east side) at Gaylord Family - Oklahoma Memorial Stadium. The luncheon begins at 11:15 a.m., with comments from the head coach of OU's opponent that week (by speaker phone if the coach is available). Lunch is served at 11:30 a.m., and OU head coach Bob Stoops steps to the podium at 12 p.m. A limited number of Sooner players are on hand for interviews.

**CREDENTIALS**

Requests for credentials are taken online. To receive the link to the web site, e-mail Kenny Mossman at kmossm@ou.edu. Requests must be submitted by a sports director/editor at least eight days prior to the contest. Media attending games will have passes scanned and must show government issued photo identification upon entering the stadium. If the name on the credential and the photo ID do not match, the credential will be voided.

**FOR MEDIA ONLY**

The University of Oklahoma Athletics Media Relations office operates a media-only website to assist in covering Sooner sports. The site is valuable for reporters, but also to desk personnel needing stock photographs or similar support. For information on accessing the site, contact Kenny Mossman.

**PRACTICE**

All practice sessions are closed to media and public unless otherwise posted. On days when post-practice interviews are conducted, media should gather outside the practice site 10-15 minutes before the workout is complete. Requests for interviews will be recorded at that time and members of the athletics media relations staff will escort media into the practice facility at the appropriate time.

**INTERVIEWS**


All interview requests should be submitted to the OU Athletic Media Relations Office ...

- **Head Coach** Bob Stoops will do general interviews following practice on Monday. All other requests must be submitted to Kenny Mossman.
- **Assistant Coaches:** The coaches are available after the Monday-Wednesday practices (coordinators who appear at the Tuesday luncheon are not available that day).
- **Players:** All interviews with players will take place at the media luncheon or after practice on Monday (offense) and Tuesday (defense). Media should request players at least 24 hours in advance. Those who attend the media luncheon are not available after Tuesday's practice.
- **Post-Game:** The OU locker room is closed at all times. Head coach Bob Stoops and several Sooners players will be brought to designated areas. After home games, the interview area is the Switzer Center's Red Room, located under the south end zone grandstand.

**TEAM COMPARISON**

	<i>OU</i>	<i>Opp.</i>
Points Scored	29.8	24.8
Points Allowed	16.1	32.3
First Downs	18.5	18.0
Rushing Yards	179.0	48.2
Rushing Defense	111.7	187.0
Passing Yards	192.9	282.9
Passing Defense	165.8	220.6
Total Offense	371.9	331.1
Total Defense	277.5	407.6
Int. thrown/Opp Int. Thrown	6/12	15/15
Sacks by/Allowed	14/12	11/31
Kickoff Return Avg.	21.8	23.8
Punt Return Avg.	9.5	7.6
Fum. Lost/Gained	17/9	17/7
Penalties	5.3/40.5	6.7/60.3
Opp. Combined Record	47-41	44-42
No. of I-AA Opponents	0	1

**OU HONORS GAUTT**



This season, Oklahoma honors the late Prentice Gaunt. It was 50 years ago this season (1956) that Gaunt became the first black football player at OU. Gaunt, an Academic All-American during his playing days, went on to a successful career as a college administrator. He wore No. 38 on his jersey at Oklahoma. That number was not issued for this season. The Sooners are wearing a No. 38 decal (pictured below) on their helmets.



**ABOUT THIS WEEK'S OPPONENT**

- Baylor is without quarterback Shawn Bell, who suffered a season-ending injury in the Texas A&M game on Oct. 28. Bell was completing 63% of his passes and had thrown for 2,582 yards and 19 touchdowns with only 10 interceptions when he went down.
- The Bears did not allow more than 27 points through their first five games, but haven't given up less than 31 in their last six.

**OKLAHOMA'S MOST RECENT GAME**

Oklahoma scored 24 unanswered points to rally for a 34-24 win over Texas Tech last Saturday in Norman ...

- With Adrian Peterson out with a broken collarbone and back-up Allen Patrick sidelined by a sprained ankle, Oklahoma was forced to go three and four deep on its running back depth chart. Jacob Gutierrez started the game and carried eight times for 28 yards. True freshman Chris Brown came off the bench with 16 rushes for 84 yards and two TDs.
- Oklahoma committed four turnovers, three of which were converted into touchdowns.
- After throwing a first-half interception that went for a TD, Paul Thompson settled down to guide the OU comeback. He finished the game 24-of-31 for a career-high 309 yards and two touchdowns. Thompson had a string of 14 consecutive completions after his interception.
- The Sooner defense held Tech 10 points below its scoring average and 125.5 under its passing average. The Red Raiders were limited to just 31 rushing yards, an average of 2.8 yards per carry. TTU got all of its points in the first half and was 0-of-6 on second-half third down conversions.

**FOURTH STRINGERS, KEEP YOUR HELMETS HANDY**

Twice over the last two seasons Oklahoma's fourth-string running back has been pressed into action only to lead the team in rushing. Fourth-stringer Chris Brown (16-84, 2 TD) and Jacob Gutierrez (8-28) picked up the slack by combining for 24 carries, 112 yards and two touchdowns. Gutierrez, third on the depth chart, got the start.

- Last year, when Adrian Peterson, Kejuan Jones and Donta Hickson were unavailable for the Baylor game, Gutierrez (30-173, 2 TD), the fourth-team back at that time, and Allen Patrick (15-49), the fifth-teamer then, combined for 45 carries, 222 yards and two touchdowns.

**MORE THAN JUST A COUPLE WINS**

Oklahoma's last two road victories came over teams that were ranked at kickoff. The Sooners had not accomplished that feat (two straight road wins over ranked foes) since the 2004 season when they won at No. 20 Oklahoma State (38-35) and at No. 22 Texas A&M (42-35).

**WITH FOUR GAMES TIED BEHIND HIS BACK**

Now that he is under the 75% of games played rule to be included in NCAA statistics, Adrian Peterson no longer appears in the national or Big 12 stats. Interestingly, there is still only one Big 12 rusher with more total yards than Peterson's 935. Kansas' Jon Cornish has 1,120.

**TRENDS**

- In five games since committing 11 penalties against Texas, the Sooners have committed a total of 20.
- Oklahoma has won the time of possession stat in seven of 10 games. Seven of the 10 opponents ran 59 or fewer plays, including Texas Tech (59), which entered the game averaging 70.6.
- When Texas Tech converted just 2-of-12 third downs, the Red Raiders became the sixth team this season to fall under 25% for the game in that category. Iowa State had the lowest figure at 1-of-12 for 8%.
- Five of Oklahoma's last seven opponents failed to reach 90 yards rushing.
- Oklahoma has averaged at least 5.0 yards per play in all but two games. The Sooner opponents have averaged 5.0 yards per play just three times -- the first three games.
- The Sooners' time of possession advantage has bulged to 33:46 for the season -- that's 3:46 more than an entire half. OU has had at least a seven-minute advantage in four games this season.



**WATCH FOR THESE GUYS**

*Sooners on awards watch lists thus far ...*

Bednarik Award	Rufus Alexander
Butkus Award	Rufus Alexander
Hendricks Award	C.J. Ah You, Larry Birdine
Lott Award	Rufus Alexander
Lombardi Award	Rufus Alexander
Maxwell Award	Adrian Peterson
Nagurski Award	Rufus Alexander
Thorpe Award	Reggie Smith
Walker Award	Adrian Peterson

**NUMBER CHANGES**

*Several Oklahoma players have changed jersey numbers since the media guide was issued. Here is the list of changes ...*

	<i>New</i>	<i>Old</i>
Chris Brown	29	24
Alan Davis	32	95
Jermaine Gresham	18	2
Joey Halzle	15	11
Manuel Johnson	1	6
Mossis Madu	17	13
DeMarco Murray	7	3
Dane Zaslav	45	40

**ALL-TIME AP POLL LEADERS**

*A look at the teams that have been ranked the most times in the AP's weekly top 25 ...*

Michigan	738
Ohio State	712
Notre Dame	697
OKLAHOMA*	634
USC	632
Nebraska	631
Texas	616
Alabama	606
Tennessee	541
Penn State	540

*Oklahoma and Notre Dame are tied for most weeks at No. 1 (95).*

**ACTIVE OU STREAKS**

102 - Games in which OU scored a touchdown.
53 - Televised games.
49 - Home sellouts.
23 - Rufus Alexander's starts (longest on team).
7 - Seasons to a bowl game.
5 - Years OU has had a 1st round NFL draft pick.
2 - Seasons with a 1,000-yard rusher.

**OU BY THE NUMBERS**

71,000 - Season tickets holders for OU football.
24,038 - Combined population of the four towns that produced OU's four Heisman winners.
142 - National TV games that showed OU.
121 - Number of games OU scored 50 points.
63 - National award winners produced by OU.
42 - Game in Stoops era won by 20 or more pts.
28 - OU seasons with 10 or more victories.
18 - Number of states represented on OU roster.

**ROSTER WRITINGS**

- This Sooner team has just 11 seniors, the lowest number of Bob Stoops' tenure. The previous low was 12 by the 2001 squad. Only 10 of the 11 are on scholarships.
- There are 24 players on this team with previous experience as a starter for OU. That's up from seven over the same time last season.
- Last season, OU ranked No. 7 nationally by playing 12 true freshmen. Through seven games this season, eight true freshmen have made it to the field. The only two with starts are C Chase Beeler (vs. Middle Tennessee) and RT Trent Williams (took over beginning at Missouri).
- Twelve of the 22 players that started against A&M have at least two years of eligibility remaining. That also is true of 29 of the 51 players that saw action.

**TAKING A DIFFERENT POSITION**

- During Bob Stoops' tenure 14 players have moved from one position to earn a starting job at another ...
- Perhaps most notable of those who changed was OT Jammal Brown who moved from the defensive line. He went on to win the 2004 Outland Trophy and was a first-round draft pick of the New Orleans Saints.
  - Like Brown, eight of those who have moved went from one side of the ball to the other. This team includes 10 players who have switched positions since arriving at Oklahoma.

**OPEN TO CHANGE**

	<i>Began as</i>	<i>Became</i>
Lewis Baker*	LB	SS
Alan Davis	DE	FB
Brody Eldridge	DE	TE
Lendy Holmes	WR	CB
Allen Patrick	DB	RB
Ian Pleasant	LB	FB
Paul Thompson#	QB	WR
Brian Simmons	DL	OL
D.J. Wolfe	RB	CB
Dane Zaslav	LB	FB

*\* Baker returned to LB., # Thompson to QB.*

**OKLAHOMA TACKLES FULL SLATE OF I-A FOES ... AGAIN**

- For the seventh straight season Oklahoma is playing an all I-A schedule. The Sooners have played exclusive I-A since Bob Stoops' opener in 1999 (a 49-0 win over I-AA Indiana State). This season, OU is the only program in the Big 12 with a full I-A slate.
- OU has played four ranked opponents this season, but none in Norman.


**HOME FIELD HONCHOS**

- With the win over Colorado, Oklahoma moved to 47-2 at Gaylord Family - Oklahoma Memorial Stadium under Bob Stoops.
- The Sooners have won their last 11 at home and 30 of the last 31. The two longest home field winning streaks under Stoops were 19 and 17 games.
  - Oklahoma was perfect at home in 2006 for the sixth time in Bob Stoops' eight seasons.

**STOOPS ERA ATTENDANCE CLIMBS ABOVE FOUR MILLION**

- With 507,366 in attendance for home games thus far in 2006, Oklahoma has drawn 3,905,029 for Bob Stoops' 49 home games (started in 1999).
- All 49 have been sold out and the Sooners have prevailed 47 times.
  - The crowd of 85,313 for the Texas Tech game was the largest ever to see a sporting event in the state of Oklahoma.
  - OU has exceeded its listed capacity of 82,112 in 23 consecutive games.
  - Since Stoops became the head coach, expansion projects at Gaylord Family - Oklahoma Memorial Stadium have increased the capacity by 9,347 seats.





**PETERSON RUSHES TO TOP**

*Where he ranks on OU's career lists ...*

<b>Rushing Yards</b>	<b>No. 5</b>
1. Billy Sims (1975-79)	4,118
2. Joe Washington (1972-75)	4,071
3. Steve Owens (1967-69)	4,041
4. ADRIAN PETERSON (2004-)	3,968
<b>All-Purpose Yards</b>	<b>No. 8</b>
1. Joe Washington (1972-75)	5,881
4. Steve Owens (1967-69)	4,362
5. ADRIAN PETERSON (2004-)	4,319
<b>Rushing Attempts</b>	<b>No. 4</b>
1. Steve Owens (1967-69)	958
2. Quentin Griffin (1999-2002)	744
3. ADRIAN PETERSON (2004-)	725
<b>100-Yard Games</b>	<b>No. 2</b>
1. ADRIAN PETERSON (2004-)	23
1. Steve Owens (1967-69)	23
<b>200-Yard Games</b>	<b>No. 2</b>
1. Billy Sims (1975-79)	7
2. ADRIAN PETERSON (2004-)	5
2. De'Mond Parker (1996-98)	5
<b>Rushing Touchdowns</b>	<b>No. 9</b>
1. Steve Owens (1967-69)	57
5. ADRIAN PETERSON (2004-)	39

**AD'S LONGEST PLAYS**

- 84 vs. Oklahoma State, 2005 (TD)
  - 80 vs. Oklahoma State, 2004 (TD)
  - 71 vs. Oklahoma State, 2005 (TD)
  - 69 vs. UAB, 2006 (TD)\*
  - 61 vs. Texas Tech, 2004
  - 59 vs. Texas, 2006#
  - 58 vs. Nebraska, 2005
  - 53 vs. Iowa State, 2006
- \* Reception, # Kickoff Return*

**ABOUT THE OFFENSE**

- Under Stoops, OU produced its career leader in passing and receiving, while producing the fourth and fifth-ranked rusher in school history and the record-holder for single season rushing.
- Oklahoma has scored at least one touchdown in every game dating back to Nov. 7, 1998.
- On Stoops' watch, OU has 31, 200-yard rushing games with 25 over the last five years.
- Under this coach, OU has 100 TDs of 25+ yards, 217 scoring drives of less than two minutes.

**ONLY THE NAMES HAVE CHANGED**

Oklahoma has survived injuries in its running game like few other teams. Adrian Peterson missed the last four games and Allen Patrick was out for last week's tilt with Texas Tech. But consider the statistics of OU's leading rushers in each of the 10 games so far. If Peterson, Patrick and Chris Brown were one player, they'd have these statistics ... 10 games, 286 rushing attempts, 1,459 rushing yards and 14 TD. That's 145.9 yards per game, 5.1 yards per attempt.

**SANS AD**

Because of injury, Adrian Peterson (No. 2 in the nation in rushing and all purpose yards and No. 4 in scoring at the time of his injury) was out for all of last year's Baylor game and more than half of games against Kansas State, Texas and Kansas. OU rushed for 232 vs. K-State (Peterson had 51 before spraining an ankle), 77 vs. Texas (Peterson had 10), 95 vs. Kansas (Peterson had -4) and 205 vs. Baylor (Peterson DNP). Peterson missed no games in 2004.

- Peterson is one of the greats to play college football, but OU has held up well in his absence this season averaging 171.7 rushing yards per game with him, 190.0 without him.
- When playing without Peterson, OU is 7-1 and out-rushed each opponent. The Sooners had a 100-yard rusher in four of those eight games.

**PT CRUISIN'**

Paul Thompson, who moved to WR last season, did not return to the QB role until Aug. 3 ...

- His completion rate is 61.2% with 15 TD and six INT. His average/completion is 13.0 yards.
- Over the last 45 years, most of which were run-dominated, there have been only four in which a Sooner QB completed 60% of his passes -- two by Jason White and two by Josh Heupel.
- With 1,914 passing yards, he is tied (with Cale Gundy) for No. 9 on the OU season list. He is No. 7 with 15 TD passes and No. 10 with 147 completions.
- He has at least one TD pass in eight of the 10 games and multiple scoring throws in six.
- Since Peterson's injury, Thompson has rushed 24 times for 86 yards and two touchdowns. Prior to the injury, he had 26 rushes for 14 yards.
- He had a string of 99 consecutive passing attempts without a pick ended against Texas Tech. Later in that game, he completed 14 in a row.

**SUPER SOPHS CATCHING ON**

- Malcolm Kelly became the fastest OU receiver to 1,000 yards when he did so during the Missouri game, the 19th of his career. The mark was previously held by Antwone Savage, who eclipsed 1,000 yards in his 21st game. He has TD receptions in all but three games. Kelly tied the school record for receptions in a game with 11 against Texas Tech.
- Juaquin Iglesias has 29 catches with four or more grabs in four of the last eight games.
- Manuel Johnson got his first career start in the game against Colorado. He established career highs with eight catches for 67 yards against Texas Tech. He also had a TD in that game.

**DRIVEN**

By time, OU has had its longest two drives of the season over the last two games. The Sooners had a 10-play, 80-yard drive that consumed 6:00 at A&M, then reeled off a 14-play march against Tech that ate up 6:57.

**TRENCH TALK**

OU lost four seniors (two were drafted) who gobbled up 41 starts last season in the offensive line. The current starters include three sophomore and one true freshman, none of whom red-shirted. Two true frosh have starts -- C Chase Beeler (MT) and RT Trent Williams (MU, A&M).

**STOOPS ERA DEFENSIVE TD'S**  
2006

Zach Latimer 22-yd. INT vs. Middle Tennessee

**2005**

Chijioke Onyenegecha 63-yd. INT vs. Neb.

D.J. Wolfe 65-yd. INT vs. Kansas

Clint Ingram 48-yd. INT vs. Tulsa

**2004**

Lance Mitchell 28-yd. FR vs. Kansas

**2003**

Eric Bassey 34-yd. INT vs. UCLA

Jonathan Jackson 21-yd. INT vs. Texas

Derrick Strait 17-yd. FR vs. Texas A&M

**2002**

Eric Bassey 45-yd. FR vs. Alabama

Antonio Perkins 50-yd. INT vs. UTEP

Michael Hawkins 45-yd. INT vs. UTEP

Derrick Strait 75-yd. INT vs. Baylor

**2001**

Rocky Calmus 14-yd. FR vs. North Carolina

Derrick Strait 47-yd. INT vs. North Carolina

Cory Heinecke 69-yd. FR vs. Air Force

Roy Williams 18-yd. FR vs. Kansas St.

Teddy Lehman 2-yd. INT vs. Texas

**2000**

Roy Williams 35-yd. INT vs. UTEP

Rocky Calmus 41-yd. INT vs. Texas


Derrick Strait 32-yd. INT vs. Nebraska

Torrance Marshall 41-yd. INT vs. TAMU

J.T. Thatcher 85-yd. INT vs. Texas Tech

**1999**

Mike Woods 43-yd. INT vs. Oklahoma St.



D.J. Wolfe

**ABOUT THE DEFENSE**

■ Oklahoma has forced at least one turnover in 90 of Bob Stoops' 101 games and has at least one interception in 67 of the last 88. OU has multiple picks in 24 of its last 56 outings.  
 ■ Opponents completed 50 percent of their passes in less than half of the Stoops-coached games -- 48 times in 101 games.  
 ■ Oklahoma has nine shutouts under its current head coach. Opponents failed to score more than seven points 27 times and scored less than 14 points 51 times against OU.  
 ■ With 11 starters in 12 games last season there were 132 combined starting assignments. Ninety-six of those return among the personnel on hand for the 2006 season.

**RAISING THE RUF**

LB Rufus Alexander, Oklahoma's leading tackler for a second straight season, is climbing the career list for tackles by OU linebackers. With 262, Alexander is No. 17 on a list that includes four Butkus Award winners. OU has produced more Butkus winners than any other program. Alexander needs 13 more tackles to move ahead of Mike Coats (1990-93) for the No. 16 position.  
 ■ Alexander is trying to become the first player to lead the Sooners in tackles in consecutive seasons since Rocky Calmus did it three in three straight from 1999-2001.

**HANDS-ON DEFENSE**

Oklahoma defenders have touched the ball a total of 58 times in the form of 37 pass deflections, 12 interceptions and nine fumble recoveries. Of those 58, 24 (41%) have occurred over the last three games. In those three games, OU has 16 PBU, six interceptions and two fumble recoveries.

**RANKINGS REBOUND**

It has been a quantum leap forward for the Oklahoma defense during this season to the form that has been common under Bob Stoops' leadership.  
 ■ After that Oregon game, Oklahoma ranked No. 97 in total defense. Now the Sooners rank No. 14.  
 ■ After the Oregon game, Oklahoma ranked No. 89 in passing defense. Now the Sooners rank No. 21.  
 ■ After the Oregon game, Oklahoma ranked No. 82 in pass efficiency defense. Now the Sooners rank No. 15.  
 ■ After the Oregon game, Oklahoma ranked No. 75 in scoring defense. Now the Sooners rank No. 18.  
 ■ After the Oregon game, Oklahoma ranked No. 94 in rushing defense. Now the Sooners rank No. 30.

**RIP AND RUN**

Oklahoma has 12 interceptions with a return average of 7.7 yards and one touchdown. Last year, Oklahoma returned its 13 interceptions for 220 yards, an average of 16.9 yards, and three TD. The return average was third-highest in the Stoops era. The 2003 team set the standard with a 21.5-yard average on 24 picks.



**THEN AND NOW**

In the six games (MTSU, Texas, Iowa State, Colorado, Missouri and A&M) since giving up 501 yards of total offense at Oregon, the Sooners have tightened up defensively ...

*First 3 Games*

Points	23.7
Touchdowns	2.7
First downs	14.7
Plays	67.0
Rushing Yards	165.7
Passing Yards	230.1
Comp. Pct.	58.4%
Total Yards	396.3
Takeaways	2.0
Third Down Conv.	39%

*Last Seven Games*

Points	12.9
Touchdowns	1.5
First downs	12.3
Plays	55.1
Rushing Yards	88.6
Passing Yards	138.7
Comp. Pct.	47.5%
Total Yards	226.6
Takeaways	2.1
Third Down Conv.	28.4%

**NOWHERE TO RUN**

*Bests vs. the rush under Stoops.*

*Asterisks denote 2006 games ...*

Texas Tech	-7	2001
Texas	-7	2000
Colorado	-4	2004
Kansas State	1	2004
Washington St.	4	2002
Kansas	11	2005
TexasTech	12	2002
Nebraska	16	2005
Iowa State	17	2002
Texas Tech	21	2000
Middle Tenn. *	22	2006
Kansas State	22	2005
Texas A&M	22	2003
Baylor	26	2004
Texas	27	2001
Texas Tech*	31	2006
Arkansas	37	2001



**SPECIALTIES**

*A look at the special teams touchdowns and other notable special teams plays during the Stoops era ...*

**2006**

- Jason Carter blocked punt vs. Missouri (safety).
- Reggie Smith 61-yard PR vs. Middle Tenn. (TD)
- Jason Carter blocked punt vs. Washington.

**2005**

- Faked FG vs. Nebraska with H Cody Freeby pitching to K Garrett Hartley for a six-yard rush (first down).
- Faked FG vs. Kansas with H Cody Freeby passing to Russell Dennison for four yards (first down).
- Faked punt vs. Texas with J.D. Runnels running six yards (first down).

**2004**

- Mark Clayton 50-yard PR vs. Oklahoma St. (TD)
- Antonio Perkins 51-yard PR vs. Houston (TD)

**2003**

- Trey DiCarlo recovered his own onside kick in the second quarter at Colorado.
- Antonio Perkins 69-yard PR vs. Missouri (TD)
- Mark Bradley 100-yard KOR vs. Iowa State (TD)
- Antonio Perkins three PR for TD (74, 84, 65) vs. UCLA

- Faked PAT vs. Fresno St. with Matt McCoy rushing, (2 pt.)
- Blake Ferguson 22-yard pass to Michael Thompson vs. Alabama, 2003 (first down, eventual TD)

**2002**

- Antonio Perkins 51-yard PR vs. Wash. St. (TD)
- Will Peoples recovered blocked punt vs. Texas Tech (TD)
- Terrance Simms recovered blocked punt vs. Iowa St. (TD)
- Chris Chester 14-yard pass from holder Matt McCoy vs. Missouri on a faked field goal (TD)
- Antonio Perkins 82-yard PR vs. UTEP (TD)
- Antonio Perkins 91-yard PR vs. Tulsa (TD)

**2001**

- K Tim Duncan 10-yard run vs. Texas A&M on a faked FG (TD)
- Hunter Wall 33-yard pass from Antwone Savage vs. Kansas State on a faked punt (TD)
- Antwone Savage 88-yard KOR vs. North Carolina (TD)

**2000**

- J.T. Thatcher 60-yard PR vs. Baylor (TD)
- J.T. Thatcher 66-yard PR vs. Arkansas St. (TD)

**1999**

- Brandon Daniels 89-yd. KOR at Notre Dame (TD)
- K Tim Duncan 4-yard pass from Patrick Fletcher vs. Texas on a faked FG (TD)
- Seth Littrell 41-yard run on a faked punt vs. Texas A&M (first down, eventual field goal)
- Jarrail Jackson 70-yard PR vs. Missouri (TD)
- J.T. Thatcher 81-yard PR vs. Okla. St. (TD)

**ABOUT THE SPECIAL TEAMS**

*Oklahoma's special teams under Bob Stoops ...*

- There have been 23 special teams TD, including 16 in the last 52 regular season games. Those 16 came via five different kinds of plays -- 10 punt returns, two faked FG, two blocked punts, a kickoff return and a faked punt. The special teams also own one safety in that span.
- In total, OU has returned five kickoffs and 13 punts for TD on Stoops' watch (since 1999).
- The Sooners have blocked 20 kicks, including two punts this season by Jason Carter. His block at Missouri resulted in a safety.
- Last season OU ran a trick play, blocked a kick or tackled a punter in five of the 12 games.

**MANY HAPPY RETURNS**

Information on returns during the Stoops era ...

- Kickoff Returns -- 44 returns of 25 yards or more with five touchdowns.
- Punt Returns -- 43 returns of 15 or more yards with 14 touchdowns.
- Interceptions Returns -- 56 returns of 10 or more yards with 15 touchdowns.
- Fumble Returns -- Three returns of 15 or more yards with three touchdowns.

**THE 2006 RETURN GAME**

Oklahoma is averaging 21.8 yards on kickoff returns and 9.5 on punt returns. Last season, the Sooners averaged 18.2 yards on kickoff returns and 7.4 on punt returns.

- Reggie Smith has 26 punt returns for a 9.4-yard average. In the Washington game, he picked up an 82-yard punt and returned it 62 yards. He has two of 25 yards or longer. At Oregon, he had a 55-yard kickoff return. He had a 61-yard return for a touchdown against Middle Tennessee.
- Juquin Iglesias has been an effective kickoff returner with seven for a 23.9-yard average. Four of his returns exceeded 30 yards.
- The coverage teams allow just 4.5 yards on punt returns, 16.9 on kickoff returns.

**THE LONG AND SHORT OF THE PUNTING GAME**

Michael Cohen is handling the long punts for OU and Mike Knall the short ...

- Cohen has 30 of OU's 38 on the season. He is averaging 41.2 yards with six downed inside the 20 (one at the 1). He kicked a career-long 75-yarder against Texas A&M.
- Knall has eight punts downed inside the 20 for the season. Used only in short field situations, he has only one touchback in 10 kicks.

**MCEACHERN GETS A GRIP**

Back-up QB Hays McEachern, whose father played at Texas and whose mother was a cheerleader for the Longhorns, is the holder. He is the first QB to hold since Patrick Fletcher in 2000.

**CRIMSON SNAPPER**

OU lost Jacob Rice to graduation. He was the long snapper for all 52 games of his career. Derek Shaw has taken over the duties. The true freshman is perfect in 93 snaps this season.

**SOONERS HAVE HART-LEY**

K Garrett Hartley is in his third season in the starter's role. He won the job in the regular season finale of his true freshman season (2004) ...

- Hartley is 17-of-18 on field goals and 35-of-35 on PATs this season. His lone miss was a blocked kick. He has kicked off 56 times with 25 touchbacks.
- His field goals made percentage of .944 is second in the nation among kickers with more than 15 makes.
- The junior ranks No. 5 nationally with 1.70 field goals made per game and No. 13 in scoring with 8.60 points per game.
- He made a career-high four field goals at Oregon.
- Hartley has three career makes of 50 yards or longer. His long for this season is 46, which he has done twice.



**BIGGER, STRONGER, FASTER**

*A look at the leaders in conditioning tests this fall.*

*Boldface indicates team best ...*

**Bench Press**

OL: Chase Beeler, 420 pounds

TE/FB: Joe Jon Finley, 420

**RB: Jacob Gutierrez, 430**

QB: Paul Thompson, 365

WR: Fred Strong, 315

DT: DeMarcus Granger, 420

**DE: John Williams, 430**

LB: Rufus Alexander, 420

DB: Keenan Clayton, 365

**Vertical Jump**

OL: Brandon Walker, 30 inches

TE/FB: Joe Jon Finley, 34

**RB: Adrian Peterson, 39.5**

QB: Paul Thompson, 36

WR: Juaquin Iglesias, 36

DT: Adrian Taylor, 35

DE: Auston English, 35

LB: Demarrio Pleasant, 36.5

DB: Marcus Walker, 38.5\*

\* Reggie Smith 38, Keenan Clayton 37.5

**Power Clean**

OL: Chris Messner, 325 pounds

TE/FB: Matt Clapp, Joe Jon Finley, 345

RB: Allen Patrick, 310

QB: Paul Thompson, 320

WR: Quentin Chaney, 325

**DT: Cory Bennett, 430**

DE: C.J. Ah You, 360

LB: Rufus Alexander, 340

DB: Keenan Clayton, 375

**40-Yard Dash**

OL: Chris Messner, 5.05 seconds

TE/FB: Ian Pleasant, 4.67

**RB: Adrian Peterson, 4.37**

QB: Paul Thompson, 4.58

WR: Juaquin Iglesias, 4.45

DT: Cory Bennett, 4.85

DE: C.J. Ah You, 4.70

LB: Lewis Baker, Zach Latimer, 4.56.

DB: Marcus Walker, 4.46

**EXTREMES**

Tallest OL C. Brandon, TE J. Gresham, 6-7

Shortest RB Jacob Gutierrez, 5-6

Heaviest OL George Robinson, 330

Lightest WR Russell English, 170

Oldest DE C.J. Ah You, 7/7/82

Youngest OL Trent Williams, 7/19/88

**DE C.J. Ah You:** Season high six tackles vs. Texas ... his family prepared a Hawaiian BBQ following the spring game.

**LB Rufus Alexander:** Tops Oklahoma with 82 total tackles ... tied school record five TFL vs. Middle Tennessee ... interception vs. Iowa State.

**LB Lewis Baker:** Recovered a fumble at Oregon ... career-high nine stops at Missouri.

**C Chase Beeler:** Started for an injured Jon Cooper vs. Middle Tennessee

**DT Cory Bennett:** Logged a career-high six tackles against UAB.

**DE Larry Birdine:** Missed the first 11 games last season with a torn left biceps muscle, but came back to play in the Holiday Bowl ... got the first sack Oregon allowed this season.

**OT Brannon Braxton:** The starter at right tackle before suffering a season-ending broken leg against Colorado ... from the same hometown as Bob Stoops -- Youngstown, Ohio.

**DB Jason Carter:** Got his third career blocked punt (and second this season) against Missouri ... started at Oregon and recorded a career-best 10 tackles.

**SS Keenan Clayton:** Started the first two games at strong safety.

**DT Steven Coleman:** Got first career sack (15 yards) and career-high four tackles vs. Texas.

**P Michael Cohen:** The long-range punter, he had no attempts vs. Middle Tennessee ... has at least one 50-yard boot in five games.

**C Jon Cooper:** Started first three games then missed the Middle Tennessee game due to injury ... regained starting role for Texas game.

**TE Joe Jon Finley:** Has added 41 pounds since coming to OU ... No. 4 on the team and first among the tight ends with 16 catches.

**DT DeMarcus Granger:** Two stops in each of the first three games.

**TE Jermaine Gresham:** A 22-yard TD reception vs. Middle Tennessee ... a 41-yard reception against Texas.

**RB Jacob Gutierrez:** Knee injury suffered in the Holiday Bowl kept him out of spring practice ... rushed for 173 yards against Baylor last season ... started against Tech.

**QB Joey Halzle:** Mid-year transfer who has displayed an accurate throwing touch.

**DB Nic Harris:** Two interceptions at Oregon, the first of the season for the Ducks ... also got a pick against Middle Tennessee ... hit the QB on a pass that was intercepted by OU vs. Colorado.

**K Garrett Hartley:** See notes elsewhere in this release.

**DB Lendy Holmes:** Switched from WR to CB in the spring ... first CB start at Oregon ... career high two TFL vs. Iowa State ... three PBU, an interception and forced fumble at Missouri ... season-high eight tackles at A&M.

**WR Juaquin Iglesias:** Five grabs against Washington for 44 yards ... averaged 33 yards on kickoff returns against UAB and caught two passes for 10 yards ... five catches for 78 yards at Oregon ... four catches for 56 yards and one TD vs. Middle Tennessee ... five for 69 vs. Texas.



**OKLAHOMA CAPTAINS**

DE C.J. Ah You  
 LB Rufus Alexander  
 OT Chris Messner  
 QB Paul Thompson

**PRESEASON HONOREES**

*Oklahoma players who received preseason honors...*

**HEAD COACH BOB STOOPS**

*The Sporting News Best Coach in the Big 12*

**C.J. AH YOU**

*The Sporting News Top Defensive Ends – No. 11*  
*The Sporting News Preseason 1st-team All-Big 12*  
 Athlon Sports Preseason 3rd-team All-Big 12  
*Street and Smith's All-American, 2nd team*  
 2006 Hendricks Award Preseason Watch List

**RUFUS ALEXANDER**

2006 Athlon Sports All-America Defense  
*The Sporting News Biggest Hitters List*  
*The Sporting News Top OLB – No. 2*  
*The Sporting News Preseason 1st-team All-Big 12*  
*The Sporting News Defensive POY in the Big 12*  
*Street and Smith's All-American, 2nd team*  
 Athlon Sports Preseason 1st-team All-Big 12  
 Bronko Nagurski Trophy Preseason Watch List  
 Chuck Bednarik Preseason Watch List

**LARRY BIRDINE**

Hendricks Award Preseason Watch List  
 Athlon Preseason 1st-team All-Big 12

**JERMAINE GRESHAM**

Athlon Big 12 Impact Newcomers – No. 7

**MALCOLM KELLY**

*The Sporting News Preseason 2nd-team All-Big 12*

**ZACH LATIMER**

Athlon Sports Preseason 2nd-team All-Big 12

**GERALD MCCOY**

CSTV Impact Newcomers in the Big 12  
*The Sporting News Newcomers to Watch*  
*The Sporting News Big 12 Defensive NOY*  
 Athlon Big 12 Impact Newcomers – No. 1

**CHRIS MESSNER**

Athlon Sports Preseason 2nd-team All-Big 12

**CARL PENDLETON**

Athlon Sports 3rd-team All-Big 12

**GEORGE ROBINSON**

Athlon Sports Rising Star

**REGGIE SMITH**

Athlon Preseason 3rd-team All-Big 12  
 Athlon Preseason 1st-team Defense All-Big 12  
 Athlon Preseason 3rd-team Specialist All-Big 12

**WR Manuel Johnson:** Missed opener with an ankle injury, then had one grab for six yards vs. Washington ... two catches vs. Middle Tennessee ... five catches (69 yards) and first career rush against Texas (9 yards) ... TD grab against Colorado ... career highs with six receptions for 87 yards vs. Tech ... had a 32-yard TD grab vs. the Red Raiders.

**WR Malcolm Kelly:** Had six grabs for 121 yards vs. Washington ... three for 66 at Oregon with a 31-yard TD ... five receptions for 164 yards and one TD vs. Middle Tennessee -- set OU quarter record with 134 yards (on three catches) in the first ... two TD catches against Iowa State ... tied OU record with 11 catches that went for 153 yards and one TD vs. Texas Tech.

**LB Zach Latimer:** Second on team with 46 tackles ... forced fumble vs. Washington ... had a 22-yard interception return for a TD vs. Middle Tennessee (also had picks against Colorado and Missouri) ... also had two sacks vs. the Blue Raiders.

**LB Curtis Lofton:** Challenging on the strong side ... first career start vs. Colorado ... career-best seven tackles at A&M.

**OL Chris Messner:** Starter at left tackle ... played some center vs. Middle Tennessee.

**RB Allen Patrick:** Became the starter when Peterson was injured ... 35 carries for 110 yards and one touchdown ... another 35 carries for 157 yards at Missouri ... 32 rushes for 173 yards and one TD at A&M ... missed Tech game due to injury.

**DT Carl Pendleton:** Career-high two TFL vs. Iowa State ... recipient of the NFF Post-Graduate Scholarship ... has become the legal guardian of his 10-year-old brother, Kierstan.

**RB Adrian Peterson:** See information listed earlier in the release.

**LB Demarrio Pleasant:** The starter at strong side linebacker ... recovered a fumble against Washington ... missed Colorado game with injury.

**FB Ian Pleasant:** Not related to Demarrio Pleasant ... first career reception at Oregon when he had two for 13 yards.

**OL George Robinson:** Soph who could play guard or tackle ... made first start in opener.

**CB Reggie Smith:** Has started for OU at CB, SS, PR and KR ... started 10 games at SS last season as a true freshman ... had a 62-yard punt return against Washington on a punt that traveled 82 yards ... 55-yard KO return and two PBU at Oregon ... 61-yard punt return for TD vs. Middle Tennessee ... has one reception for 12 yards.

**WR Fred Strong:** First three catches of career in the opener ... four in first start (Washington).

**DE Calvin Thibodeaux:** Season-high five tackles vs. Washington and Texas ... first career interception came vs. Texas Tech.

**QB Paul Thompson:** See notes earlier in the release.

**CB Marcus Walker:** Has battled back from two shoulder surgeries and will be a factor at CB ... he has four career starts there ... career-high four PBU at Oregon ... interceptions at Missouri and A&M (19-yard return vs. the Aggies).

**FS Darien Williams:** Career-high 13 tackles vs. Washington ... two sacks vs. Iowa State and one interceptions for 35 yards ... forced fumble at Missouri.

**CB D.J. Wolfe:** Recovered a fumble vs. UAB ... has three starts this season.

**OFFENSE**

POS.	NO.	NAME	HT.	WT.	CL.	SGP	CGP	HOMETOWN
LT	79	Chris Messner***	6-6	280	Sr.	10	39	Frederick, Okla.
	60	Curtis Bailey	6-6	317	Fr.	-	-	Dallas, Texas
LG	72	George Robinson*	6-5	330	So.	10	20	Atlanta, Ga.
	77	Sherrone Moore	6-3	297	Jr.	4	4	Derby, Kan.
C	50	Jon Cooper*	6-2	285	So.	9	17	Fort Collins, Colo
	75	Chase Beeler	6-3	276	Fr.	4	4	Jenks, Okla.
RG	73	Brandon Walker	6-3	306	So.	10	10	Detroit, Mich.
	74	Brian Simmons	6-4	293	RFr.	5	5	Raleigh, NC
RT	71	Trent Williams	6-5	321	Fr.	7	7	Longview, Texas
	63	Noah Hughey	6-3	268	Fr.	-	-	El Reno, Okla.
TE	19	Joe Jon Finley**	6-6	260	Jr.	10	33	Arlington, Texas
	18	Jermaine Gresham OR	6-7	250	Fr.	10	10	Ardmore, Okla.
	83	Brody Eldridge	6-5	248	RFr.	10	10	La Cygne, Kan.
WR	4	Malcolm Kelly*	6-4	217	So.	10	21	Longview, Texas
	81	Fred Strong	6-1	197	So.	7	7	Austin, Texas
WR	1	Manuel Johnson*	5-11	177	So.	8	18	Gilmer, Texas
	9	Juaquin Iglesias*	6-1	201	So.	10	22	Killeen, Texas
QB	12	Paul Thompson***	6-4	214	Sr.	10	33	Leander, Texas
	15	Joey Halzle	6-3	198	So.	2	2	Huntington Beach, Calif.
FB	83	Brody Eldridge	6-5	248	RFr.	10	10	La Cygne, Kan.
	45	Dane Zaslav	6-1	237	Jr.	5	5	Edmond, Okla.
RB	23	Allen Patrick*	6-0	190	Jr.	9	19	Conway, S.C.
	21	Jacob Gutierrez	5-6	187	Jr.	10	21	San Antonio, Texas
	29	Chris Brown	5-10	190	Fr.	2	2	Alexandria, La.

**DEFENSE**

DE	92	Larry Birdine***	6-3	258	Sr.	10	38	Lawton, Okla.
	99	C.J. Ah You*	6-4	275	Sr.	10	22	Highland, Utah
DT	90	Steven Coleman**	6-4	299	Jr.	10	33	Dallas, Texas
	68	Carl Pendleton**	6-5	269	Jr.	10	35	Sapulpa, Okla.
DT	97	Cory Bennett*	6-2	278	So.	10	21	San Antonio, Texas
	96	DeMarcus Granger	6-3	300	RFr.	10	10	Dallas, Texas
DE	58	Calvin Thibodeaux***	6-1	248	Sr.	10	41	Houston, Texas
	91	Alonzo Dotson	6-3	252	Jr.	8	11	Houston, Texas
SLB	40	Curtis Lofton*	6-0	235	So.	10	20	Kingfisher, Okla.
	51	Demarrio Pleasant**	6-2	231	Jr.	9	28	Lewisville, Texas
MLB	46	Zach Latimer***	6-1	234	Sr.	10	37	Denver, Colo.
	40	Curtis Lofton*	6-0	235	So.	10	20	Kingfisher, Okla.
WLB	42	Rufus Alexander**	6-1	230	Sr.	10	35	Baton Rouge, La.
	16	Lewis Baker**	6-2	210	Jr.	10	33	Carrollton, Texas
CB	24	Marcus Walker	5-10	197	Jr.	10	21	Waco, Texas
	11	Lendy Holmes*	6-1	196	So.	10	20	Dallas, Texas
SS	3	Reggie Smith*	6-1	197	So.	10	22	Edmond, Okla.
	6	Jason Carter	5-10	199	Sr.	10	49	Tulsa, Okla.
FS	41	Darien Williams**	6-0	197	Jr.	10	28	Mesquite, Texas
	20	Quinton Carter	6-1	190	Fr.	4	4	Las Vegas, Nev.
CB	11	Lendy Holmes*	6-1	196	So.	10	20	Dallas, Texas
	25	D.J. Wolfe**	6-0	196	Jr.	9	34	Lawton, Okla.
NB	5	Nic Harris*	6-3	226	So.	10	20	Alexandria, La.
	11	Lendy Holmes	6-1	196	So.	10	20	Dallas, Texas

**SPECIALISTS**

K	10	Garrett Hartley**	5-9	198	Jr.	10	35	Southlake, Texas
	7	Blake Baublets	5-11	175	Fr.	1	1	McKinney, Texas
P	31	Michael Cohen OR	6-0	205	Jr.	9	9	Houston, Texas
	13	Mike Knall	5-9	178	So.	7	7	Scottsdale, Ariz.
KR	9	Juaquin Iglesias*	6-1	201	So.	10	22	Killeen, Texas
	1	Manuel Johnson*	5-11	177	So.	8	18	Gilmer, Texas
KR	3	Reggie Smith*	6-1	197	So.	10	22	Edmond, Okla.
	23	Allen Patrick*	6-0	191	Jr.	9	19	Conway, SC
PR	3	Reggie Smith*	6-1	197	So.	10	22	Edmond, Okla.
	9	Juaquin Iglesias*	6-1	201	So.	10	22	Killeen, Texas
H	16	Hays McEachern*	5-11	180	So.	10	11	Austin, Texas
	13	Mike Knall	5-9	178	So.	7	7	Scottsdale, Ariz.
LS	52	Derek Shaw	6-1	210	Fr.	10	10	Sand Springs, Okla.
	55	Kyle Johnson	6-3	230	So.	-	-	Konawa, Okla.

SGP - season games played, CGP - career games played.

**START CHART**

Offense			
Player	2006	Streak	Career
Peterson (RB)	6	-	22
Messner (LT)	10	20	20
Kelly (WR)	10	19	19
Thompson (QB, WR)	10	10	14
Braxton (RT)	7	-	11
Iglesias (WR)	8	-	12
Finley (TE)	10	10	12
Cooper (C)	9	6	11
Robinson (LG)	10	10	10
B. Walker (RG)	10	10	10
Eldridge (TE)	6	1	6
Gutierrez (RB)	1	1	3
M. Johnson	3	-	3
Patrick (RB)	3	-	3
Williams (RT)	3	3	3
Gresham (TE)	1	1	1
Pleasant (FB)	1	-	1
Strong (WR)	1	-	1
Beeler (C)	1	-	1

Defense			
Player	2006	Streak	Career
Alexander (LB)	10	23	32
Pendleton (DT)	2	-	20
Ah You (DE)	8	-	20
Latimer (LB)	10	22	22
Smith (SS/CB)	9	3	19
Wolfe (DB)	3	-	14
Thibodeaux (DE)	3	3	15
D. Williams (FS)	10	12	15
Baker (SS)	-	-	7
Birdine (DE)	9	2	10
Bennett (DT)	9	9	10
Pleasant (LB)	4	-	5
M. Walker (DB)	7	7	9
Coleman (DT)	8	8	8
Harris (S)	5	1	8
Holmes (CB)	7	5	7
Clayton (SS)	2	-	2
Carter (S)	1	-	1
Lofton (LB)	2	-	2

Specialists			
Player	2006	Streak	Career
Hartley (K)	10	23	23
Shaw (LS)	10	10	10
Cohen (P)	7	-	7
Knall (P)	3	2	3

**PRONUNCIATIONS**

C.J. Ah You	I-U
Jacob Gutierrez	GOO-tee-air-ez
Joey Halzle	HALLZ-lee
Juaquin Iglesias	WAH-keen EE-glay-see-us
Mike Knall	NALL
Mossis Madu	Moses MUH-doo
Hays McEachern	mack-EECH-urn
Sherrone Moore	SHUH-rone
Adron Tennell	A-dron TUH-nell
Calvin Thibodeaux	TIB-uh-doh

**STOOPS QUICKLY**

Birthdate	Sept. 9, 1960
Hometown	Youngstown, Ohio
High School	Cardinal Mooney, '78
College	B.A., Marketing University of Iowa, '83
Family	wife, Carol daughter, Mackenzie twin sons, Drake and Isaac

**COACHING HISTORY**

1999-Present	Oklahoma, head coach
1996-98	Florida, Asst. Head Coach/Def. Coor.
1991-95	Kansas State, Co-Defensive Coor.
1989-90	Kansas State, Defensive Backs
1988	Kent State, Assistant Coach
1985-87	Iowa, Volunteer Coach
1981-84	Iowa, Graduate Asst. Coach

**HONORS**

2003 Bobby Dodd National Coach of the Year
2003 Walter Camp National Coach of the Year
2003 Woody Hayes National Coach of the Year
2003 AFCA Region IV Co-Coach of the Year
2003 Consensus Big 12 Coach of the Year
2002 AFCA Region IV Co-Coach of the Year
2001 Hula Bowl Head Coach
2000 Associated Press National Coach of the Year
2000 Walter Camp National Coach of the Year
2000 George Munger Award (Maxwell FC)
2000 Woody Hayes National Coach of the Year
2000 <i>Football News</i> Coach of the Year
2000 Consensus Big 12 Coach of the Year
2000 Eddie Robinson/FWAA Coach of the Year
2000 Bear Bryant Coach of the Year

**STOOPS AT OKLAHOMA**

Year	Record	Bowl
2005	8-4	Holiday
2004	12-1#	Orange
2003	12-2*	Sugar
2002	12-2#	Rose
2001	11-2	Cotton
2000	13-0!	Orange
1999	7-5	Independence

! -- National Champion, Big 12 Champion, Big 12 South Champion; # Big 12 Champion, Big 12 South Champion; \* Big 12 South Champion

History is one tough customer at Oklahoma. The tradition, so rich and so long-standing, is as daunting as it is impressive. To be among the best at Oklahoma is to be among the best in college football.

Such dramatics are lost on Bob Stoops. The Sooner head coach befriended the would-be albatross of OU's successful past from his first day on campus and remains steadfastly focused on tomorrow and the championship it holds.

It falls then to the observers and experts of the game to define Stoops' impact. Rarely have the pundits had it so easy.

Under Stoops, Oklahoma has won 83 games (83-18), spent 69 consecutive weeks in the national rankings, played in seven bowl games, four of the BCS variety, and captured three Big 12 crowns. His 2000 team won the national championship. On a playing field leveled by scholarship limits and parity, this era stares down the Oklahoma standard and does not blink.

The achievement dulls the memory of what Stoops inherited. When he arrived in Norman, the proud Sooner program was five years removed from a winning record, four from bowl play. Those atypical days of angst are so forgotten now that they might as well be mentioned with the land rush and dust bowl.

Stoops has been characterized as a grounded family man, brilliant big-game coach, relentless recruiter, disciplined leader and a person with uncommon perspective. His success emanates from a disciplined style true to his roots in the Steel Valley of Ohio, but he is far from inflexible. The principles to which he holds are the tried and true axioms of the sport ... mixed with cutting edge strategy and an appreciation for the calculated risk.

During his time, OU has produced record-setting passers and receivers, three 1,000-yard rushers, suffocating defense and special teams

units that rank among the most dynamic in the land. Every facet has been impacted.

His players have snagged 16 national awards, including the 2003 Heisman Trophy won by Jason White. There have been 54 academic honorees, 47 All-Big 12 players, 21 All-Americans and 29 NFL draft choices.

Stoops has won a total of 10 national coach

of the year awards and has been Big 12 Coach of the year in three of his six campaigns in Norman.

This is one of the finest coaches in the history of one of college football's most storied traditions.

The son of a coach, Stoops was a four-year starter at Iowa. He began his coaching career in 1983 as a volunteer in the Hawkeye program under Hayden Fry. He worked through the ranks until he became co-defensive coordinator at Kansas State (1991-



95) during Bill Snyder's rein.

With the Wildcats, he played a key role in an impressive turnaround. During his final four seasons there, K-State was 35-12 with three bowl appearances. Eventually, he left for Florida and a three-year stint as Steve Spurrier's defensive coordinator. In 1996, he was part of a national championship team. It was with the Gators that the spotlight found Stoops and made him one of the hottest names in the profession.

Stoops, who was born Sept. 9, 1960, in Youngstown, Ohio, graduated from Iowa in 1983 with a degree in marketing. He and his wife, Carol, have three children: daughter, Mackenzie, and twin sons, Drake and Isaac.

**STOOPS VS. RANKED FOES**  
Bob Stoops' teams are a sterling 24-9 against ranked opponents. His Sooners are 13-3 top 10 foes.



**C.J. AH YOU**

Tackles ..... 8, Texas, 2006  
 Tackles for loss ..... 3, Texas Tech, 2005  
 Sacks ..... 2, Oregon, 2005  
 PBU ..... 2, Kansas, 2005  
 Fumble recoveries ..... 1, Tulsa, 2005  
 Fumbles forced ..... 2, Baylor, 2005

**RUFUS ALEXANDER**

Tackles ..... 13, Nebraska, 2005  
 Tackles for loss ..... 5, Middle Tennessee, 2006  
 Sacks ..... 3, Nebraska, 2005  
 Interceptions ..... 1, several  
 PBU ..... 2, twice  
 Fumble recoveries ..... 1, several  
 Fumbles forced ..... 1, several

**LEWIS BAKER**

Tackles ..... 9, Missouri, 2006  
 Tackles for loss ..... 1, twice  
 Sacks ..... 1, Kansas, 2005  
 Fumble recoveries ..... 1, Oregon, 2006

**CORY BENNETT**

Tackles ..... 6, UAB, 2006  
 Tackles for loss ..... 1, several  
 Sacks ..... 1, twice

**LARRY BIRDINE**

Tackles ..... 8, UCLA, 2003  
 Tackles for loss ..... 3, several  
 Sacks ..... 3, Baylor, 2004  
 Passes defended ..... 1, several  
 Fumble recoveries ..... 1, Kansas State, 2004  
 Fumbles forced ..... 1, Oregon, 2006

**CHRIS BROWN**

Rushes ..... 16, Texas Tech, 2006  
 Rushing yards ..... 84, Texas Tech, 2006  
 Rushing touchdowns ..... 2, Texas Tech, 2006  
 Longest rush ..... 40, Texas Tech, 2006

**JASON CARTER**

Tackles ..... 10, Oregon, 2006  
 Interceptions ..... 1, Texas Tech, 2005  
 PBU ..... 1, Oregon, 2006

**KEENAN CLAYTON**

Tackles ..... 4, UAB, 2006  
 Tackles for Loss ..... 1, UAB, 2006  
 PBU ..... 1, UAB, 2006

**MICHAEL COHEN**

Punts ..... 5, Oregon, 2006  
 Punting Average ..... 50.0 (3), Texas A&M, 2006  
 Longest Punt ..... 75, Texas A&M, 2006

**STEVEN COLEMAN**

Tackles ..... 4, Texas, 2006  
 Tackles for loss ..... 2, Texas, 2006  
 Sacks ..... 1, twice, 2006

**JOE JON FINLEY**

Receptions ..... 4, UAB, 2006  
 Receiving yards ..... 79, UAB, 2006  
 Touchdown receptions ..... 1, several  
 Long reception ..... 36, Washington, 2006

**DEMARCUS GRANGER**

Tackles ..... 5, Texas A&M, 2006  
 Tackles for loss ..... 1, Oregon, 2006

**JERMAINE GRESHAM**

Receptions ..... 1, several  
 Receiving yards ..... 41, Texas, 2006  
 TD receptions ..... 1, Middle Tennessee, 2006  
 Long reception ..... 41, Texas, 2006

**JACOB GUTIERREZ**

Rushes ..... 30, Baylor, 2005  
 Rushing yards ..... 173, Baylor, 2005  
 Rushing touchdowns ..... 2, Baylor, 2005  
 Receptions ..... 2, twice  
 Receiving yards ..... 7, Texas, 2005

**GARRETT HARTLEY**

Field goals made ..... 4, Oregon, 2006  
 Field goals attempted ..... 5, Oregon, 2006  
 Long field goal ..... 52, Texas, 2005  
 PAT made ..... 6, Colorado, 2004  
 PAT attempted ..... 6, Colorado, 2004

**NIC HARRIS**

Tackles ..... 8, Oregon, 2006  
 Tackles for loss ..... 2, Washington, 2006  
 Sacks ..... 1, Kansas State, 2005  
 Interceptions ..... 2, Oregon, 2006

**LENDY HOLMES**

Tackles ..... 8, Texas A&M, 2006  
 PBU ..... 3, Missouri, 2006  
 Interceptions ..... 1, Missouri, 2006

**JUAQUIN IGLESIAS**

Receptions ..... 5, Oregon, 2005  
 Receiving yards ..... 85, Oregon, 2005  
 TD receptions ..... 1, three times  
 Long reception ..... 34, twice, 2005  
 Longest kickoff return ..... 33, UAB, 2006

**MANUEL JOHNSON**

Receptions ..... 6, Texas Tech, 2006  
 Receiving yards ..... 87, Texas Tech, 2006  
 Touchdown receptions ..... 1, several  
 Long reception ..... 55, Oklahoma State, 2005

**MALCOLM KELLY**

Receptions ..... 11, Texas Tech, 2006  
 Receiving yards ..... 164, Middle Tennessee, 2006  
 TD receptions ..... 2, Washington, 2006  
 Long reception ..... 73, Middle Tennessee, 2006

**MIKE KNALL**

Punts ..... 2, several  
 Punting Average ..... 40.5, Missouri, 2006  
 Longest Punt ..... 45, Missouri, 2006

**ZACH LATIMER**

Tackles ..... 15, TCU, 2005  
 Tackles for loss ..... 2, several  
 Sacks ..... 2, Oklahoma State, 2005  
 Interceptions ..... 1, twice

**CURTIS LOFTON**

Tackles ..... 7, Texas A&M, 2006  
 Tackles for Loss ..... 1, several  
 Forced Fumble ..... 1, Middle Tennessee

**ALLEN PATRICK**

Rushes ..... 35, twice, 2006  
 Rushing yards ..... 173, Texas A&M, 2006  
 Rushing touchdowns ..... 1, several  
 Receptions ..... 2, Kansas, 2005  
 Receiving yards ..... 12, Baylor, 2005  
 Kickoff returns ..... 2, Texas A&M, 2005  
 Longest kickoff return ..... 22, Texas A&M, 2005

**CARL PENDLETON**

Tackles ..... 4, Texas, 2004  
 Tackles for loss ..... 2, Iowa State, 2006  
 Sacks ..... 1, twice

**ADRIAN PETERSON**

Rushing attempts ..... 36, Kansas State, 2004  
 Rushing yards ..... 249, Oklahoma State, 2004  
 Rushing touchdowns ..... 3, four times  
 Longest rush ..... 84, Oklahoma State, 2005  
 Longest TD rush ..... 84, Oklahoma State, 2005  
 Receptions ..... 3, Iowa State, 2006  
 Receiving yards ..... 69, UAB, 2005  
 Longest reception ..... 69, UAB, 2006  
 Touchdown receptions ..... 1, UAB, 2006  
 Kickoff returns ..... 4, Texas, 2006  
 Longest kickoff return ..... 59, Texas, 2006

**DEMARRIO PLEASANT**

Tackles ..... 10, UCLA, 2005  
 Tackles for Loss ..... 2, UCLA, 2005  
 Fumble recoveries ..... 1, Washington, 2006

**REGGIE SMITH**

Tackles ..... 7, Oregon, 2006  
 Sacks ..... na  
 Fumble recoveries ..... 1, Baylor, 2005  
 Interceptions ..... 1, Kansas State, 2005  
 PBU ..... 2, twice  
 Punt returns ..... 6, UAB, 2006  
 Longest punt return ..... 62, Washington, 2006

**FRED STRONG**

Receptions ..... 4, Washington, 2006  
 Receiving yards ..... 45, Washington, 2006  
 Long reception ..... 25, Washington, 2006

**CALVIN THIBODEAUX**

Tackles ..... 7, Texas A&M, 2005  
 Tackles for loss ..... 3, twice  
 Sacks ..... 3, Texas A&M, 2005  
 Fumble recoveries ..... 1, twice  
 Fumbles forced ..... 1, Texas, 2005

**PAUL THOMPSON**

Completions ..... 24, Texas Tech, 2006  
 Attempts ..... 33, Washington, 2005  
 Passing yards ..... 309, Texas Tech, 2006  
 TD passes ..... 3, Middle Tennessee, 2006  
 Rushing attempts ..... 10, Texas Tech, 2006  
 Rushing yards ..... 79, Texas A&M, 2003  
 Longest rush ..... 50, Fresno State, 2003  
 Rushing touchdowns ..... 2, Texas A&M, 2003

**MARCUS WALKER**

Tackles ..... 5, twice  
 PBU ..... 4, Oregon, 2006  
 Interceptions ..... 1, several  
 Longest INT Return ..... 19, Texas A&M, 2006

**DARIEN WILLIAMS**

Tackles ..... 13, Washington, 2006  
 Tackles for loss ..... 2, Iowa State, 2006  
 Sacks ..... 2, Iowa State, 2006  
 Fumbles forced ..... 1, UAB, 2006  
 Fumble recovered ..... 1, Oregon, 2006  
 PBU ..... 1, Washington, 2006  
 Interceptions ..... 1, Iowa State, 2006  
 Longest INT Return ..... 35 yards vs. Iowa State, 2006

**D.J. WOLFE**

Tackles ..... 12, Tulsa, 2005  
 Interceptions ..... 1, Kansas, 2005  
 Longest INT return ..... 65 (TD), Kansas, 2005  
 TFL2, Tulsa, 2005  
 Sacks ..... 1, Tulsa, 2005  
 Fumbles forced ..... 1, Tulsa, 2005  
 Fumbles recovered ..... 1, UAB, 2006

**OKLAHOMA INDIVIDUAL**

Rushed for 100 yards  
173, Allen Patrick vs. Texas A&M, 11/4/06

Rushed for 200 yards  
211, Adrian Peterson vs. Oregon, 9/16/06

Passed for 200 yards  
309, Paul Thompson vs. Texas Tech, 11/11/06

Passed for 300 yards  
309, Paul Thompson vs. Texas Tech, 11/11/06

Passed for 400 yards  
429, Josh Heupel at Louisville, 9/25/99

Had 100 yards receiving  
153, Malcolm Kelly vs. Texas Tech, 11/11/06

Returned a punt for a touchdown  
Reggie Smith vs. Middle Tennessee, 9/23/06 (61 yds)

Returned a kickoff for a touchdown  
Mark Bradley at Iowa State, 10/4/03 (100 yards)

Returned an interception for a touchdown  
Zach Latimer vs. Middle Tennessee, 9/23/06 (22 yds)

Returned a fumble for a touchdown  
Lance Mitchell vs. Kansas, 10/23/04 (28 yards)

Returned a blocked field goal for a touchdown  
Darryl Bright vs. Texas Tech, 11/21/98 (48 yards)

Returned a blocked punt for a touchdown  
Will Peoples vs. Texas Tech, 11/23/02

Rushed for three touchdowns  
3, Adrian Peterson vs. Middle Tennessee, 9/23/06

Threw three touchdown passes  
3, Paul Thompson vs. Middle Tennessee, 9/23/06

Caught three touchdown passes  
3, Mark Bradley at Oklahoma State, 10/30/04

Kicked three field goals  
4, Garrett Hartley vs. Oregon, 9/16/06

Had a 70-yard run from scrimmage  
84, Adrian Peterson vs. Oklahoma State, 11/26/05

Had a 70-yard pass completion  
73, Thompson to Kelly vs. Middle Tennessee, 9/23/06

Had 20 tackles  
22, Rocky Calmus at Colorado, 10/30/99

Had 50-yard field goal  
52, Garrett Hartley vs. Texas, 10/15/05

Had a 70-yard punt  
75, Michael Cohen vs. Texas A&M, 11/4/06

**OKLAHOMA TEAM**

400 yards rushing  
411 vs. Louisville, 9/27/97

300 yards rushing  
302 at Baylor, 11/20/04

400 yards passing  
413 vs. Nebraska, 11/13/03

300 yards passing  
309 vs. Texas Tech, 11/11/06

500 yards total offense  
509 at Texas A&M, 11/12/05

30 first downs  
33 vs. Texas A&M, 11/8/03

50 points  
59 vs. Middle Tennessee, 9/23/06

Scored a safety  
vs. Missouri, 10/28/06

Posted a shutout  
59-0 vs. Middle Tennessee, 9/23/06

Held an opponent under 100 yards rushing  
31 vs. Texas Tech, 11/11/06

Held an opponent under 100 yards passing  
63 vs. Texas A&M, 11/4/06

Held an opponent between 100 & 200 total yards  
113 vs. Colorado, 10/21/06

Held an opponent under 100 total yards  
95 vs. Middle Tennessee, 9/23/06

Blocked a punt  
vs. Missouri, 10/28/06

Blocked a field goal  
vs. Oregon, 9/18/04

Blocked an extra point attempt  
at Colorado, 10/16/03

**OPPONENT INDIVIDUAL**

Rushed for 100 yards  
127, Mike Goodson, Texas A&M, 11/4/06

Rushed for 200 yards  
213, Brad Smith, Missouri, 10/5/02

Passed for 200 yards  
250, Graham Harrell, Texas Tech, 11/11/06

Passed for 300 yards  
341, Dennis Dixon, Oregon, 9/19/06

Passed for 400 yards  
454, Steve Walsh, BYU, 12/29/94

Had 100 yards receiving  
177, Jaison Williams, Oregon, 9/16/06

Returned a punt for a touchdown  
80, Jeremy Bloom, Colorado, 12/7/02

Returned a kickoff for a touchdown  
98, Shaun Rochon, Baylor, 10/22/05

Returned an interception for a touchdown  
54, Antonio Huffman, Texas Tech, 11/11/06

Returned a fumble for a touchdown  
Aaron Ross, Texas, 10/7/06 (3 yards)

Returned a blocked punt for a touchdown  
Lance Taylor, Alabama, 9/7/02 (8 yards)

Rushed for three touchdowns  
3, Eil Roberson, Kansas State, 9/29/01

Threw three touchdown passes  
3, Shawn Bell, Baylor, 10/22/05

Caught three touchdown passes  
3, Steve Smith, USC, 1/04/05

Kicked three field goals  
3, Layne Neumann, Texas A&M, 11/4/06

Had a 70-yard run from scrimmage  
80, Jammal Charles, Texas, 10/8/05

Had a 70-yard pass completion  
73, Allen Webb to Jordy Nelson, KSU, 10/1/05

Had a 50-yard field goal  
51, Justin Medlock, UCLA, 9/17/05

**OPPONENT TEAM**

400 yards rushing  
409, Nebraska, 11/1/97

300 yards rushing  
314, Colorado, 10/16/93

400 yards passing  
485, Baylor, 12/29/94

300 yards passing  
343, Oregon, 9/16/06

500 yards total offense  
501, Oregon, 9/16/06

30 first downs  
30, Iowa State, 11/13/99

50 points  
55, USC, 1/4/05

Scored a safety  
Iowa State, 10/14/06

Posted a shutout  
29-0, Texas A&M, 11/7/98

Held OU under 100 yards rushing  
77, Texas, 10/8/05

Held OU under 100 yards passing  
39 vs. Texas A&M, 11/4/06

Held OU under 200 total yards  
171 vs. Texas, 10/8/05

Blocked a punt  
Fresno State, 9/13/03 (twice)

Blocked a field goal attempt  
Oregon, 9/16/06

**OU SITUATIONAL STATS**

Playing at home..... 6-0

Playing on the road..... 2-1

Playing on a neutral field ..... 0-1

Playing at night..... 5-0

Playing during the day..... 3-2

OU scores on first possession..... 5-0

Opponent scores on first possession ..... 1-1

OU scores first..... 6-0

Opponent scores first ..... 2-2

OU leads after 1st quarter ..... 6-0

Opponent leads after 1st quarter..... 1-2

Teams are tied after 1st quarter..... 1-0

OU leads at halftime..... 5-1

Opponent leads at halftime..... 1-1

Teams are tied at halftime ..... 2-0

OU leads after 3rd quarter..... 7-1

Opponent leads after 3rd quarter ..... 1-1

Game goes to overtime ..... 0-0

OU has more total yards..... 6-1

Opponent has more total yards ..... 2-1

OU has more rushing yards..... 7-1

Opponent has more rushing yards ..... 1-0

Opponent has equal rushing yards..... 0-1

OU has more passing yards..... 6-1

Opponent has more passing yards..... 2-1

OU has more turnovers ..... 4-1

Opponent has more turnovers..... 4-1

Teams have equal turnovers ..... 0-0

OU has more penalties..... 3-2

Opponent has more penalties ..... 4-0

Teams have equal penalties..... 1-0

OU has more time of possession ..... 5-2

Opponent has more time of possession ..... 3-0

OU has 100-yard rusher..... 6-2

Opponent has 100-yard rusher..... 1-2

OU scores at least 20 points ..... 6-1

Opponent scores at least 20 points ..... 2-2

OU throws for 300 yards..... 1-0

Opponent throws for 300 yards ..... 0-1

Playing on natural grass..... 7-1

Playing on artificial surface..... 1-1

OU defense scores..... 1-0

Opponent defense scores ..... 1-2

OU returns KO/Punt for touchdown..... 1-0

Opponent returns KO/Punt for touchdown ..... 0-0

No.	Name	Pos.	Ht.	Wt.	Yr.	Hometown (Prev School)
99	Ah You, C.J.	DE	6-4	275	Sr.	Highland, Utah (Snow CC)
42	Alexander, Rufus	LB	6-1	230	Sr.	Baton Rouge, La. (Christian Life Acad.)
84	Allgood, Ryan	TE	6-4	242	Fr.	Grove, Okla. (Grove HS)
20	Anderson, Rocky	RB	5-11	187	Fr.	Concordia, Kan. (Concordia HS)
60	Bailey, Curtis	OL	6-6	317	Fr.	Dallas, Texas (Carter HS)
16	Baker, Lewis	LB	6-2	210	Jr.	Carrollton, Texas (Hebron HS)
44	Beal, Jeremy	DE	6-4	254	Fr.	Carrollton, Texas (Creekview HS)
75	Beeler, Chase	OL	6-3	276	Fr.	Jenks, Okla. (Jenks HS)
97	Bennett, Cory	DT	6-2	278	So.	San Antonio, Texas (Roosevelt HS)
92	Birdine, Larry	DE	6-3	258	Sr.	Lawton, Okla. (Eisenhower HS)
78	Blackard, Billy	DT	6-3	275	RFr.	Claremore, Okla. (Claremore HS)
7	Baubleys, Blake	K	5-11	175	Fr.	McKinney, Texas (North HS)
27	Bothun, Garrett	WR	5-9	173	Jr.	Rowlett, Texas (Rowlett HS)
26	Bowers, Brett	DB	6-0	203	So.	Jacksonville, Fla. (Trinity Christian Academy)
14	Bradford, Sam	QB	6-5	197	Fr.	Oklahoma City, Okla. (Putnam City North HS)
70	Brandon, Cory	OL	6-7	271	Fr.	Corsicana, Texas (Corsicana HS)
76	Braxton, Brannndon	OL	6-6	312	So.	Youngstown, Ohio (Ursuline HS)
29	Brown, Chris	RB	5-10	190	Fr.	Alexandria, La. (Alexandria HS)
8	Caleb, Brandon	WR	6-1	196	Fr.	Atlanta, Ga. (Fork Union Military Acad.)
18	Carter, Courtney	DB	5-10	180	So.	Dallas, Texas (Duncanville HS)
6	Carter, Jason	DB	5-11	190	Sr.	Tulsa, Okla. (Jenks HS)
20	Carter, Quinton	DB	6-1	190	Fr.	Las Vegas, Nev. (Cheyenne HS)
84	Chaney, Quentin	WR	6-4	213	So.	Tulsa, Okla. (Washington HS)
34	Clapp, Matt	FB	6-2	244	So.	Phoenix, Ariz. (Paradise Valley HS)
22	Clayton, Keenan	DB	6-1	210	RFr.	Sulphur Springs, Texas (Sulphur Springs HS)
31	Cohen, Michael	P	6-0	205	Jr.	Houston, Texas (Kilgore College)
90	Coleman, Steven	DT	6-4	299	Jr.	Dallas, Texas (Skyline HS)
50	Cooper, Jon	OL	6-2	285	So.	Fort Collins, Colo. (Fort Collins HS)
39	Cox, Collin	WR	6-1	187	RFr.	Rowlett, Texas (Rowlett HS)
48	Crow, Brandon	LB	6-1	220	Fr.	Comanche, Okla. (Comanche HS)
87	Cummings, Aaron	TE	6-4	244	RFr.	Marlow, Okla. (Bray-Doyle HS)
31	Custar, Lance	FB	6-1	215	So.	Norman, Okla. (Norman HS)
36	Dailey, John	DB	5-11	205	Sr.	Lawton, Okla. (Lawton HS)
32	Davis, Alan	FB	6-2	253	So.	Colleyville, Texas (Heritage HS)
91	Dotson, Alonzo	DE	6-3	252	Jr.	Alief, Texas (Hastings HS)
83	Eldridge, Brody	TE	6-5	258	RFr.	La Cygne, Kan. (Prairie View HS)
33	English, Auston	DE	6-3	257	So.	Canadian, Texas (Canadian HS)
22	English, Russell	WR	5-8	170	So.	Dallas, Texas (Highland Park HS)
19	Finley, Joe Jon	TE	6-6	260	Jr.	Arlington, Texas (Arlington HS)
15	Franks, Dominique	DB	5-11	183	Fr.	Tulsa, Okla. (Union HS)
52	Gove, Derrek	RB	5-9	180	RFr.	Carrollton, Texas (Creekview HS)
96	Granger, DeMarcus	DT	6-3	300	RFr.	Dallas, Texas (Kimball HS)
18	Gresham, Jermaine	TE	6-6	250	Fr.	Ardmore, Okla. (Ardmore HS)
21	Gutierrez, Jacob	RB	5-6	187	Jr.	San Antonio, Texas (Madison HS)
15	Halzle, Joey	QB	6-3	198	So.	Huntington Beach, Calif. (Golden West CC)
5	Harris, Nic	DB	6-3	226	So.	Alexandria, La. (Alexandria HS)
10	Hartley, Garrett	K	5-9	198	Jr.	Southlake, Texas (Southlake Carroll HS)
13	Hayes, Michael	DB	5-10	190	Fr.	Altus, Okla. (Altus HS)
40	Heath, Brad	FB	6-2	220	So.	Bedford, Texas (Trinity JC)
57	Hesse, Brock	LB	6-0	220	RFr.	Mesquite, Texas (Poteet HS)
11	Holmes, Lendy	DB	6-1	196	So.	Dallas, Texas (South Oak Cliff HS)
64	Howard, Zac	OL	6-0	245	Fr.	Shawnee, Okla. (Shawnee HS)
17	Huggins, Eric	WR	6-3	195	RFr.	Conway, S.C. (Conway HS)
63	Hughey, Noah	OL	6-3	268	Fr.	El Reno, Okla. (Redlands CC)
9	Iglesias, Juaquin	WR	6-1	201	So.	Killeen, Texas (Killeen HS)
2	Jackson, Brian	DB	6-1	190	RFr.	De Soto, Texas (De Soto HS)
62	Jimoh, Tola	DE	6-0	220	RFr.	Broken Arrow, Okla. (Union HS)
55	Johnson, Kyle	DS	6-3	230	So.	Konawa, Okla. (Konawa HS)
1	Johnson, Manuel	WR	5-11	177	So.	Gilmer, Texas (Gilmer HS)
85	Johnson, Tim	DE	6-5	265	Jr.	Homewood, Ill. (Northeastern Okla. JC)
66	Jones, Kevin	OL	6-4	280	So.	Little Ax, Okla. (East Central Coll.)
4	Kelly, Malcolm	WR	6-4	217	So.	Longview, Texas (Longview HS)
13	Knall, Mike	P	5-9	178	So.	Scottsdale, Ariz. (Chaparral HS)
46	Latimer, Zach	LB	6-1	234	Sr.	Denver, Colo. (Gateway HS)
40	Lofton, Curtis	LB	6-0	235	So.	Kingfisher, Okla. (Kingfisher HS)
94	Macon, Pryce	DE	6-1	260	Fr.	Corpus Christi, Texas (Carroll HS)
17	Madu, Mossis	RB	5-11	190	Fr.	Norman, Okla. (Norman HS)
93	McCoy, Gerald	DT	6-4	289	Fr.	Oklahoma City, Okla. (Southeast HS)
16	McEachern, Hays	QB	5-11	180	So.	Austin, Texas (Austin HS)
88	Mensik, Eric	TE	6-5	246	Fr.	Rosenberg, Texas (Terry HS)
79	Messner, Chris	OL	6-6	280	Sr.	Frederick, Okla. (Frederick HS)
89	Moore, Cordero	DT	6-2	297	RFr.	Mesquite, Texas (Horn HS)
77	Moore, Sherrone	OL	6-3	297	Jr.	Derby, Kan. (Butler County CC)
89	Mokate, Taylor	TE	6-3	220	Fr.	Dallas, Texas (Lake Highlands HS)
7	Murray, DeMarco	RB	6-0	191	Fr.	Las Vegas, Nev. (Bishop Gorman Acad.)
4	Nelson, Jonathan	DB	5-11	176	Fr.	Mansfield, Texas (Summitt HS)
5	Nimmo, John	QB	6-1	198	Fr.	Ponca City, Okla. (Ponca City HS)
82	Nixon, Laenar	DE	6-3	221	Sr.	Miami, Fla. (Carol City HS)
23	Patrick, Allen	RB	6-0	191	Jr.	Conway, S.C. (Independence CC)
68	Pendleton, Carl	DT	6-5	269	Jr.	Sapulpa, Okla. (Sapulpa HS)
53	Petersen, Kyle	LB	6-2	223	So.	Plano, Texas (Plano West HS)
28	Peterson, Adrian	RB	6-2	218	Jr.	Palestine, Texas (Palestine HS)
51	Pleasant, Demarrio	LB	6-2	231	Jr.	Lewisville, Texas (Lewisville HS)
49	Pleasant, Ian	FB	5-10	215	Jr.	Alexandria, Va. (West Hills CC)
8	Reynolds, Ryan	LB	6-1	237	So.	Las Vegas, Nev. (Bishop Gorman Acad.)
72	Robinson, George	OL	6-5	330	So.	Atlanta, Ga. (Washington HS)
30	Robinson, Lamont	LB	6-0	227	RFr.	Salem, N.J. (Salem HS)
52	Shaw, Derek	DS	6-1	210	Fr.	Sand Springs, Okla. (Charles Page HS)
74	Simmons, Brian	OL	6-4	293	RFr.	Raleigh, N.C. (Hargrave Acad.)
85	Smith, Kolby	TE	6-2	241	So.	Pender, Neb. (Pender HS)
35	Smith, Jake	LB	6-2	218	RFr.	Tulsa, Okla. (Jenks HS)
3	Smith, Reggie	DB	6-1	197	So.	Edmond, Okla. (Sante Fe HS)
81	Strong, Fred	WR	6-1	197	So.	Austin, Texas (Stephen F. Austin HS)
54	Taggart, Tommy	OL	6-3	285	So.	Bedford, Texas (Midwestern St.)
86	Taylor, Adrian	DT	6-4	293	Fr.	Mansfield, Texas (Mansfield HS)
80	Tennell, Adron	WR	6-4	184	Fr.	Irving, Texas (Irving HS)
58	Thibodeaux, Calvin	DE	6-1	248	Sr.	Houston, Texas (Westbury HS)
12	Thompson, Paul	QB	6-4	214	Sr.	Leander, Texas (Leander HS)
73	Walker, Brandon	OL	6-3	306	So.	Detroit, Mich. (Coffeyville CC)
24	Walker, Marcus	DB	5-11	192	Jr.	Waco, Texas (Waco HS)
34	Weyand, Ben	DE	6-3	242	RFr.	Frisco, Texas (Frisco HS)
14	Whitson, Carter	WR	5-11	190	RFr.	Broken Arrow, Okla., (Broken Arrow HS)
41	Williams, Darien	DB	6-0	197	Jr.	Mesquite, Texas (North Mesquite HS)
98	Williams, John	DE	6-5	249	Jr.	Houston, Texas (Lamar HS)
71	Williams, Trent	OL	6-5	321	Fr.	Longview, Texas (Longview HS)
25	Wolfe, D.J.	DB	6-0	196	Jr.	Lawton, Okla. (Eisenhower HS)
45	Zaslav, Dane	FB	6-1	237	Jr.	Edmond, Okla. (Memorial HS)



## Oklahoma

Qtr.	Opponent	Time	Scoring Play	Conversion	Play-Yards	TOP	Score
1	UAB	8:12	Finley 21-yard pass from Thompson	Hartley kick	2-46	:37	7-0
3	UAB	10:32	Peterson 4-yard run	Hartley kick	6-39	2:20	14-7
3	UAB	3:39	Peterson 69-yard pass from Thompson	Hartley kick	1-69	:25	21-17
4	UAB	14:13	Hartley 30-yard field goal		5-24	1:58	24-17
1	Washington	5:46	Kelly 7-yard pass from Thompson	Hartley kick	4-22	2:06	7-7
2	Washington	8:58	Hartley 44-yard field goal		9-36	3:22	10-10
2	Washington	:49	Hartley 37-yard field goal		12-55	2:31	13-13
3	Washington	11:15	Kelly 35-yard pass from Thompson	Hartley kick	7-69	1:46	20-13
3	Washington	7:02	Hartley 30-yard field goal		5-13	2:01	23-13
3	Washington	:56	Peterson 17-yard run	Hartley kick	6-92	2:13	30-13
4	Washington	2:48	Peterson 1-yard run	Hartley kick	9-80	4:47	37-13
1	Oregon	2:28	Hartley 41-yard field goal		9-44	4:40	3-0
2	Oregon	2:01	Hartley 20-yard field goal		7-17	4:18	6-10
3	Oregon	8:50	Thompson 1-yard run	Hartley kick	5-47	2:34	13-13
3	Oregon	3:48	Kelly 31-yard pass from Thompson	Hartley kick	6-73	2:55	20-13
4	Oregon	12:19	Peterson 17-yard run	Hartley kick	7-70	2:30	27-20
4	Oregon	6:46	Hartley 20-yard field goal		9-32	4:50	30-20
4	Oregon	3:12	Hartley 22-yard field goal		7-57	4:59	33-2
1	M. Tenn.	10:54	Hartley 28-yard field goal		7-27	2:33	3-0
1	M. Tenn.	6:37	Kelly 18-yard pass from Thompson	Hartley kick	5-48	1:39	10-0
1	M. Tenn.	3:28	Peterson 3-yard run	Hartley kick	3-76	:35	17-0
1	M. Tenn.	2:58	Latimer 22-yard interception return	Hartley kick	-	-	24-0
2	M. Tenn.	14:56	Peterson 2-yard run	Hartley kick	5-62	1:13	31-0
2	M. Tenn.	5:22	Gresham 22-yard pass from Thompson	Hartley kick	9-52	4:26	38-0
2	M. Tenn.	2:32	Peterson 7-yard run	Hartley kick	5-24	2:38	45-0
3	M. Tenn.	12:37	Iglesias 15-yard pass from Thompson	Hartley kick	5-67	2:06	52-0
4	M. Tenn.	12:55	Smith 61-yard punt return	Hartley kick	-	-	59-0
2	Texas	7:41	Peterson 29-yard run	Hartley kick	3-75	:51	7-7
2	Texas	:04	Hartley 35-yard field goal		9-63	5:30	7-10
1	Iowa State	10:38	Peterson 6-yard run	Hartley kick	4-57	2:25	7-0
1	Iowa State	5:08	Kelly 9-yard pass from Thompson	Hartley kick	8-65	4:00	14-0
2	Iowa State	12:41	Hartley 46-yard field goal		10-31	3:52	17-7
2	Iowa State	:39	Kelly 15-yard pass from Thompson	Hartley kick	6-85	1:33	24-7
3	Iowa State	3:24	Hartley 35-yard field goal		8-21	3:13	27-9
4	Iowa State	6:35	Peterson 53-yard run	Hartley kick	1-53	:28	34-9
1	Colorado	7:49	M. Johnson 3-yard pass from Thompson	Hartley kick	12-61	5:20	7-0
1	Colorado	:04	Hartley 46-yard field goal		6-17	2:17	10-0
4	Colorado	10:26	Patrick 2-yard run	Hartley kick	12-54	4:51	17-0
4	Colorado	:17	Brown 4-yard run	Hartley kick	12-43	5:49	24-3
1	Missouri	3:52	Thompson 3-yard run	Hartley kick	7-33	3:33	7-3
2	Missouri	14:56	Finley 18-yard pass from Thompson	Hartley kick	6-58	2:56	14-3
2	Missouri	11:52	Jason Carter blocks punt for safety				16-3
3	Missouri	5:02	Chaney 15-yard pass from Thompson	Hartley kick	10-80	5:20	23-10
4	Missouri	3:48	Hartley 30-yard field goal		4-7	2:31	26-10
1	Texas A&M	10:09	Patrick 1-yard run	Hartley kick	13-80	4:51	7-0
1	Texas A&M	:57	Thompson 7-yard run	Hartley kick	10-80	6:00	14-3
3	Texas A&M	7:31	Hartley 23-yard field goal		4-0	1:11	17-10
1	Texas Tech	9:51	Hartley 28-yard field goal		7-40	3:18	3-0
1	Texas Tech	14:53	Johnson 32-yard pass from Thompson	Hartley kick	9-82	4:16	10-7
2	Texas Tech	:10	Kelly 40-yard pass from Thompson	Hartley kick	5-69	1:20	17-24
3	Texas Tech	4:50	Hartley 23-yard field goal		10-56	5:35	20-24
4	Texas Tech	12:51	Brown 40-yard run	Hartley kick	6-70	2:41	27-24
4	Texas Tech	2:21	Brown 2-yard run	Hartley kick	14-80	6:57	34-24

## Opponent

Qtr.	Opponent	Time	Scoring Play	Conversion	Play-Yards	TOP	Score
2	UAB	7:17	White 5-yard run	Mullins kick	15-80	7:26	7-7
3	UAB	7:37	White 24-yard reception	Waters kick	6-74	2:46	14-14
3	UAB	4:16	Swayze 32-yard field goal		5-29	2:29	17-14
1	Washington	12:16	James 54-yard run	Braunstein kick	1-54	:15	7-0
2	Washington	13:06	Braunstein 32-yard field goal		9-47	3:22	10-7
2	Washington	3:31	Braunstein 24-yard field goal		13-73	5:21	13-10
4	Washington	1:27	Shackelford 2-yard pass from Bonnell	Braunstein kick	6-63	1:11	20-37
1	Oregon	13:39	Stewart 3-yard run	Martinez kick	4-76	1:21	7-0
1	Oregon	7:08	Martinez 22-yard field goal		12-68	4:24	10-0
2	Oregon	0:00	Martinez 48-yard field goal		10-49	2:01	13-6
4	Oregon	14:49	Williams 30-yard pass from Dixon	Martinez kick	11-87	3:59	20-20
4	Oregon	1:12	Dixon 16-yard run	Martinez kick	8-65	2:00	27-33
4	Oregon	:46	Paysinger 23-yard pass from Dixon	Martinez kick	2-52	:26	34-33
1	Texas	7:47	Young 15-yard run	Johnson kick	9-62	4:42	7-0
3	Texas	12:13	Sweed 33-yard pass from McCoy	Johnson kick	3-52	1:00	14-10
3	Texas	2:46	Shipley 7-yard pass from McCoy	Johnson kick	11-79	5:14	21-10
4	Texas	10:37	Ross 3-yard fumble recovery	Johnson kick	-	-	28-10
1	Iowa State	1:44	Blythe 31-yard pass from Meyer	Culbertson kick	6-80	3:19	7-14
3	Iowa State	11:32	Safety				
4	Colorado	6:13	Crosby 39-yard field goal		11-51	4:00	3-17
1	Missouri	11:26	Wolfert 39-yard field goal		8-65	3:34	3-0
3	Missouri	10:22	Daniel 13-yard run	Wolfert kick	8-66	1:52	16-10
1	Texas A&M	6:57	Neumann 28-yard field goal		6-60	3:12	3-7
2	Texas A&M	11:24	Lane 1-yard run	Neumann kick	9-57	4:33	10-14
4	Texas A&M	7:41	Neumann 19-yard field goal		8-59	2:20	13-17
4	Texas A&M	3:28	Neumann 39-yard field goal		5-35	2:42	16-17
1	Texas Tech	4:20	Johnson 30-yard pass from Harrell	Trlica kick	8-77	3:42	7-3
2	Texas Tech	11:18	Trlica 32-yard field goal		7-63	3:45	10-10
2	Texas Tech	9:25	Johnson 6-yard pass from Harrell	Trlica kick	5-18	1:18	17-10
2	Texas Tech	1:43	Antonio Huffman 54-yard interception return	Trlica kick			24-10

GAME 11 - BAYLOR - NOV. 11, 2006

STARTERS - 17

Offense	WR	LT	LG	C	RG	RT	TE	RB	QB	WR	FL
UAB	Kelly	Messner	Robinson	Cooper	B. Walker	Braxton	Finley	Peterson	Thompson	Eldridge#	Iglesias
Washington	Kelly	Messner	Robinson	Cooper	B. Walker	Braxton	Finley	Peterson	Thompson	Strong	Iglesias
Oregon	Kelly	Messner	Robinson	Cooper	B. Walker	Braxton	Finley	Peterson	Thompson	Pleasant*	Iglesias
Middle Tenn.	Kelly	Messner	Robinson	Beeler	B. Walker	Braxton	Finley	Peterson	Thompson	Eldridge#	Iglesias
Texas	Kelly	Messner	Robinson	Cooper	B. Walker	Braxton	Finley	Peterson	Thompson	Eldridge#	Iglesias
Iowa State	Kelly	Messner	Robinson	Cooper	B. Walker	Braxton	Finley	Peterson	Thompson	Eldridge#	Iglesias
Colorado	Kelly	Messner	Robinson	Cooper	B. Walker	Braxton	Finley	Patrick	Thompson	Eldridge#	M. Johnson
Missouri	Kelly	Messner	Robinson	Cooper	B. Walker	Williams	Finley	Patrick	Thompson	M. Johnson+	Iglesias
Texas A&M	Kelly	Messner	Robinson	Cooper	B. Walker	Williams	Finley	Patrick	Thompson	M. Johnson+	Iglesias
Texas Tech	Kelly	Messner	Robinson	Cooper	B. Walker	Williams	Finley	Gutierrez	Thompson	Eldridge#	Gresham#

Baylor

Okla. State

\*fullback, #tight end, +three-receiver set

Defense	DE	DT	DT	DE	SLB	MLB	WLB	CB	SS	FS	CB
UAB	Birdine	Pendleton	Bennett	Ah You	D. Pleasant	Latimer	Alexander	Smith	Clayton	D. Williams	Wolfe
Washington	Birdine	Pendleton	Coleman	Ah You	D. Pleasant	Latimer	Alexander	Smith	Clayton	D. Williams	Wolfe
Oregon	Birdine	Coleman	Bennett	Ah You	Harris&	Latimer	Alexander	Smith	Carter	D. Williams	Holmes
Middle Tenn.	Birdine	Coleman	Bennett	Ah You	Harris&	Latimer	Alexander	M. Walker	Smith	D. Williams	Holmes
Texas	Birdine	Coleman	Bennett	Ah You	Pleasant	Latimer	Alexander	M. Walker	Smith	D. Williams	Wolfe
Iowa State	Birdine	Coleman	Bennett	Ah You	Harris&	Latimer	Alexander	M. Walker	Smith	D. Williams	Holmes
Colorado	Birdine	Coleman	Bennett	Ah You	Lofton	Latimer	Alexander	M. Walker	Harris	D. Williams	Holmes
Missouri	Thibodeaux	Coleman	Bennett	Ah You	Harris&	Latimer	Alexander	M. Walker	Smith	D. Williams	Holmes
Texas A&M	Birdine	Coleman	Bennett	Thibodeaux	Lofton	Latimer	Alexander	M. Walker	Smith	D. Williams	Holmes
Texas Tech	Birdine	Coleman	Bennett	Thibodeaux	Harris&	Latimer	Alexander	M. Walker	Smith	D. Williams	Holmes

Baylor

Okla. State

& - nickel back

Specialists	KO	PK	P	H	PR	KR	KR	LS
UAB	Hartley	Hartley	Cohen	McEachern	Smith	Iglesias	Smith	Shaw
Washington	Hartley	Hartley	Cohen	McEachern	Smith	Iglesias	Smith	Shaw
Oregon	Hartley	Hartley	Cohen	McEachern	Smith	Peterson	Smith	Shaw
Middle Tenn.	Hartley	Hartley	Cohen	McEachern	Smith	Iglesias	Smith	Shaw
Texas	Hartley	Hartley	Cohen	McEachern	Smith	Peterson	Smith	Shaw
Iowa State	Hartley	Hartley	Cohen	McEachern	Smith	Iglesias	Smith	Shaw
Colorado	Hartley	Hartley	Cohen	McEachern	Smith	Iglesias	Smith	Shaw
Missouri	Hartley	Hartley	Cohen	McEachern	Smith	Iglesias	Smith	Shaw
Texas A&M	Hartley	Hartley	Cohen	McEachern	Smith	Iglesias	Smith	Shaw
Texas Tech	Hartley	Hartley	Knall	McEachern	Smith	Johnson	Smith	Shaw

Baylor

Okla. State



GAME 11 - BAYLOR - NOV. 18, 2006

PLAYER PARTICIPATION - 18

Players	UAB	Wash.	Oregon	MT	Texas	Iowa St.	Colo.	Missouri	A&M	Tech	Baylor	Okla. St.
Ah You	S-DE	S-DE	S-DE	S-DE	S-DE	S-DE	S-DE	S-DE	x	x		
Alexander	S-WLB	S-WLB	S-WLB	S-WLB	S-WLB	S-WLB	S-WLB	S-WLB	S-WLB	S-WLB		
Baker	x	x	x	x	x	x	x	x	x	x		
Beeler	dnp	dnp	x	S-C	x	x	dnp	dnp	dnp	dnp		
Bennett	S-DT	x	S-DT	S-DT	S-DT	S-DT	S-DT	S-DT	S-DT	S-DT		
Blackard	dnp	x	dnp	dnp	dnp	dnp	dnp	dnp	dnp	dnp		
Baublits	dnp	dnp	dnp	dnp	dnp	dnp	dnp	dnp	dnp	dnp	x	
Bowers	dnp	dnp	dnp	dnp	x	x	x	x	x	x		
Brandon	dnp	dnp	dnp	x	x	dnp	dnp	dnp	dnp	dnp		
Braxton	S-RT	S-RT	S-RT	S-RT	S-RT	S-RT	S-RT	dnp	dnp	dnp		
Caleb	x	x	x	x	x	x	dnp	x	x	x		
J. Carter	dnp	x	x	x	x	x	x	x	x	x		
Q. Carter	x	x	dnp	dnp	dnp	x	dnp	dnp	dnp	dnp	x	
Chaney	dnp	dnp	dnp	dnp	x	x	x	x	x	x		
Clapp	x	dnp	dnp	dnp	x	dnp	dnp	dnp	dnp	dnp		
Clayton	S-SS	S-SS	x	x	x	x	x	x	x	x		
Cohen	S-P	S-P	S-P	dnp	S-P	S-P	S-P	x	S-P	x		
Coleman	x	S-DT	S-DT	S-DT	S-DT	S-DT	S-DT	S-DT	S-DT	S-DT	S-DT	
Cooper	S-C	S-C	S-C	dnp	S-C	S-C	S-C	S-C	S-C	S-C	S-C	
Dotson	dnp	dnp	x	x	dnp	x	x	x	x	x		
Eldridge	S-TE	x	x	S-TE	S-FB	S-FB	S-FB	x	x	S-TE		
Finley	S-TE	S-TE	S-TE	S-TE	S-TE	S-TE	S-TE	S-TE	S-TE	S-TE		
Granger	x	x	x	x	x	x	x	x	x	x		
Gresham	x	x	x	x	x	x	x	x	x	x	S-TE	
Gutierrez	x	x	x	x	x	x	x	x	x	x	S-RB	
Halzle	dnp	dnp	dnp	x	dnp	x	dnp	dnp	dnp	dnp		
Harris	x	x	S-NB	S-NB	x	S-NB	S-SS	S-NB	x	S-NB		
Hartley	S-K	S-K	S-K	S-K	S-K	S-K	S-K	S-K	S-K	S-K	S-K	
Holmes	x	x	S-CB	S-CB	x	S-CB	S-CB	S-CB	S-CB	S-CB	S-CB	
Iglesias	S-FL	S-FL	S-FL	S-FL	S-FL	S-FL	x	S-FL	S-FL	S-FL	x	
Jackson	dnp	dnp	dnp	dnp	dnp	x	dnp	dnp	dnp	dnp		
M. Johnson	dnp	x	x	x	x	x	S-WR	S-WR	S-WR	S-WR	S-WR	
Kelly	S-WR	S-WR	S-WR	S-WR	S-WR	S-WR	S-WR	S-WR	S-WR	S-WR	S-WR	
Knall	x	dnp	dnp	S-P	x	x	dnp	x	x	S-P		
Latimer	S-MLB	S-MLB	S-MLB	S-MLB	S-MLB	S-MLB	S-MLB	S-MLB	S-MLB	S-MLB	S-MLB	
Lofton	x	x	x	x	x	x	S-SLB	x	S-SLB	x		
McEachern	S-H	S-H	S-H	S-H	S-H	S-H	S-H	S-H	S-H	S-H	S-H	
Messner	S-LT	S-LT	S-LT	S-LT	S-LT	S-LT	S-LT	S-LT	S-LT	S-LT	S-LT	
Moore	dnp	x	dnp	x	x	x	dnp	dnp	dnp	dnp		
Patrick	x	x	x	x	x	x	S-RB	S-RB	S-RB	S-RB	dnp	
Pendleton	S-DT	S-DT	x	x	x	x	x	x	x	x	x	
Peterson	S-RB	S-RB	S-RB	S-RB	S-RB	S-RB	dnp	dnp	dnp	dnp		
D. Pleasant	S-SLB	S-SLB	x	x	S-SLB	x	dnp	x	x	x		
I. Pleasant	x	x	S-FB	x	x	x	x	x	x	x	x	
Robinson	S-LG	S-LG	S-LG	S-LG	S-LG	S-LG	S-LG	S-LG	S-LG	S-LG	S-LG	
Shaw	S-DS	S-DS	S-DS	S-DS	S-DS	S-DS	S-DS	S-LS	S-LS	S-LS		
Smith	S-CB	S-CB	S-CB	S-SS	S-SS	S-SS	x	S-SS	S-SS	S-SS	S-SS	
Strong	x	S-WR	x	x	dnp	x	x	x	x	x	x	
Tennell	x	x	x	x	x	x	x	x	dnp	x		
Thibodeaux	x	x	x	x	x	x	x	S-DE	S-DE	S-DE		
Thompson	S-QB	S-QB	S-QB	S-QB	S-QB	S-QB	S-QB	S-QB	S-QB	S-QB	S-QB	
B. Walker	S-RG	S-RG	S-RG	S-RG	S-RG	S-RG	S-RG	S-RG	S-RG	S-RG	S-RG	
M. Walker	x	x	x	S-CB	S-CB	S-CB	S-CB	S-CB	S-CB	S-CB	S-CB	
D. Williams	S-FS	S-FS	S-FS	S-FS	S-FS	S-FS	S-FS	S-FS	S-FS	S-FS	S-FS	
J. Williams	x	x	x	x	x	x	x	x	x	x	x	
T. Williams	dnp	dnp	dnp	x	x	x	x	S-RT	S-RT	S-RT		
Wolfe	S-CB	S-CB	dnp	x	S-CB	x	x	x	x	x		
Zaslaw	dnp	dnp	x	dnp	dnp	x	x	x	x	x		

x - played

**Rushing (Att.-Yards-TD)**

	Brown	Gut.	Ig'sias	Johnson	Patrick	Peterson	Th'son
UAB	-	-	-	-	4-6-0	24-143-1	-
Washington	-	-	-	-	2-11-0	32-165-2	-
Oregon	-	-	1-2-0	-	1-1-0	34-211-1	7-(-7)-1
M. Tenn.	-	2-17-0	-	-	13-52-0	27-128-3	1-(-5)-0
Texas	-	-	-	1-9-0	2-2-0	25-109-1	7-18-0
Iowa State	-	-	-	1-4-0	2-7-0	26-183-2	5-(-9)
Colorado	4-12-1	5-18-0	-	-	35-110-1	-	5-26-0
Missouri	-	10-41-0	-	-	36-162-0	-	6-28-1
Texas A&M	-	7-52-0	-	-	32-173-1	-	3-6-1
Texas Tech	16-84-2	8-28-0	-	-	-	-	10-26-0
Baylor							
Oklahoma St.							

**Kicking**

Hartley	FG	FG Seq.	PAT	KO Avg.	TB	Ret.
UAB	1-1	30g	3-3	5-64.8	2	3-24.3
Washington	3-3	44g, 37g, 30g	4-4	8-62.1 (one sky kick)	7	1-14.0
Oregon	4-5	41g,20g,20g,22g,44b	3-3	8-61.2	1	5-18.4
M. Tenn.	1-1	28g	8-8	10-61.7	4	6-18.0
Texas	1-1	35g	1-1	3-49.3	1	5-21.6
Iowa State	2-2	46g, 35g	4-4	8-60.0	4	4-14.3
Colorado	1-1	46g	3-3	6-62.5	3	2-20.0
Missouri	1-1	30g	3-3	6-60.8	2	2-6.0
Texas A&M	1-1	23g	2-2	3-60.0	1	2-19.5
Texas Tech	2-2	28g, 23g	4-4	1-65.0	0	1-20.0
Baylor						
Oklahoma St.						

**Passing (Comp.-Att.-Int.-Yards-TD)**

	Thompson
UAB	14-24-2-227-2
Washington	21-33-2-272-2
Oregon	13-23-0-174-1
M. Tenn.	13-18-0-257-3
Texas	15-27-2-209-0
Iowa State	16-27-0-195-2
Colorado	17-26-0-105-1
Missouri	11-19-0-127-2
Texas A&M	3-12-0-39-0
Texas Tech	24-31-1-309-2
Baylor	
Oklahoma St.	

**Punting**

Cohen	No.	Avg.	Long	50+	I-20	I-10	I-5	Ret.
UAB	3	40.7	47	-	1	-	-	-
Washington	3	44.3	53	1	1	1	1	2-15
Oregon	5	45.6	55	2	1	1	0	3-22
Texas	4	35.0	43	-	0	-	-	-
Iowa State	3	39.3	40	-	-	-	-	-
Colorado	5	32.6	40	-	2	-	-	1-1
Missouri	3	44.3	51	1	0	0	0	2-8.0
Texas A&M	3	50.0	75	1	0	0	0	1-1
Texas Tech	1	48.0	48	-	-	-	-	1(-1)

Knall	No.	Avg.	Long	50+	I-20	I-10	I-5	Ret.
UAB	1	38.0	38	-	-	-	-	-
M. Tenn	2	28.5	31	-	2	1	1	-
Texas	1	30.0	30	-	1	-	-	-
Iowa State	2	31.5	36	-	2	-	-	-
Missouri	2	40.5	42	-	2	1	1	1-0.0
Texas A&M	1	34.0	34	-	1	-	-	-
Texas Tech	1	28.0	28	-	-	-	-	-

**Receiving (Rec.-Yards-TD)**

	Chaney	Eldridge	Finley	Gresham	Gut'rez	Iglesias	Johnson	Kelly	Peterson	Pleasant	Smith	Strong	Tennell	Zaslaw
UAB	-	-	4-79-1	1-14-0	-	2-10-0	-	3-28-0	1-69-1	-	-	3-27-0	-	-
Washington	-	-	2-38-0	-	-	5-44-0	1-6-0	6-121-2	2-6-0	-	1-12-0	4-45-0	-	-
Oregon	-	1-10-0	-	-	-	5-78-0	1-6-0	5-78-1	-	2-13-0	-	1-1-0	-	-
M. Tenn.	-	-	-	1-22-1	-	4-56-1	2-22-0	5-164-1	1-(-3)-0	-	-	-	1-11	-
Texas	-	-	2-3-0	1-41-0	-	5-69-0	4-55-0	2-31-0	1-10-0	-	-	-	-	-
Iowa State	-	-	3-31-0	1-4-0	-	1-17-0	4-48-0	4-50-2	3-45-0	-	-	-	-	-
Colorado	-	1-3-0	2-22-0	-	1-(-3)	2-(-4)-0	2-11-1	7-64-0	-	-	-	-	-	2-12
Missouri	1-15-1	-	2-33-1	1-17-0	-	1-15-0	2-7-0	4-40-0	-	-	-	-	-	-
Texas A&M	-	-	-	-	-	1-19-0	1-13-0	1-7-0	-	-	-	-	-	-
Texas Tech	-	-	1-8-0	1-9-0	-	3-22-0	6-87-1	11-153-1	-	-	-	-	-	2-30-0
Baylor														
Oklahoma St.														

**Kickoff Returns (Ret.-Yards-TD-Long)**

	Iglesias	Johnson	Peterson	Smith
UAB	3-96-0-33	-	-	1-18-0-18
Washington	1-31-0-31	-	-	1-22-0-22
Oregon	-	-	3-68-0-28	1-55-0-55
M. Tenn.	-	-	-	1-15-0-15
Texas	-	-	4-94-0-59	1-14-0-14
Iowa State	1-20-0	-	-	-
Colorado	-	-	-	-
Missouri	1-4-0	-	-	-
Texas A&M	1-16-0	-	-	-
Texas Tech	-	2-34-0-16	-	3-58-0-28
Baylor				
Oklahoma St.				

**Punt Returns (Ret.-Yards-TD-Long)**

	Smith
UAB	6-67-0-27
Washington	3-75-0-62
Oregon	1-(-3)-0-(-3)
M. Tenn.	3-68-1-61
Texas	2-(-3)-0-0
Iowa State	5-22-0-8
Colorado	2-(-1)-0-0
Missouri	-
Texas A&M	2-11-0-6
Texas Tech	2-8-0-10
Baylor	
Oklahoma St.	

GAME 11 - BAYLOR - NOV. 18, 2006

INDIVIDUAL GAME-BY-GAME STATISTICS - 20

Tackles (UT-AT-TT)	UAB	Washington	Oregon	M. Tenn.	Texas	Iowa St.	Colorado	Missouri	A&M	Tech	Baylor	Okla. St.
Ah You	0-1-1	2-1-3	1-0-1	0-1-1	3-5-8	2-2-4	0-3-3	4-1-5	1-3-4	-	-	-
Alexander	4-6-10	5-6-11	4-3-7	5-3-8	2-2-4	3-4-7	6-5-11	7-0-7	3-6-9	4-3-7	-	-
Baker	1-0-1	1-1-2	2-0-2	2-1-3	-	-	2-1-3	7-2-9	0-2-2	3-1-4	-	-
Bennett	3-3-6	0-1-1	0-3-3	1-0-1	-	2-0-2	1-1-2	2-1-3	0-4-4	1-0-1	-	-
Birdine	4-3-7	1-4-5	1-1-2	0-1-1	0-1-1	3-3-6	0-1-1	2-1-3	0-5-5	1-2-3	-	-
J. Carter	-	2-4-6	7-3-10	2-0-2	-	-	-	-	0-1-1	0-1-1	-	-
Q. Carter	0-1-1	-	-	-	-	-	-	-	-	-	-	-
Clayton	1-3-4	0-1-1	-	-	-	-	0-1-1	1-0-1	0-1-1	1-1-2	-	-
Coleman	0-2-2	0-1-1	1-0-1	0-1-1	2-0-2	0-2-2	0-1-1	-	1-1-2	-	-	-
Cooper	-	0-1-1	-	-	-	-	-	-	-	-	-	-
Dotson	-	-	1-0-1	0-1-1	-	-	-	0-1-1	-	1-0-1	-	-
Finley	0	0-1-1	-	-	0-1-1	-	-	-	0-1-1	-	-	-
Granger	0-2-2	1-1-2	0-2-2	1-0-1	-	0-1-1	-	-	1-4-5	-	-	-
Gutierrez	-	0-1-1	1-0-1	0-1-1	-	1-0-1	-	0-1-1	-	-	-	-
Harris	0-3-3	3-3-6	5-3-8	3-0-3	4-1-5	1-1-2	1-2-3	-	2-2-4	3-4-7	-	-
Holmes	-	1-0-1	1-1-2	0-3-3	-	3-3-6	1-1-2	1-2-3	3-5-8	1-1-2	-	-
Latimer	4-6-10	5-4-9	2-3-5	4-0-4	3-2-5	4-3-7	4-2-6	3-2-5	0-7-7	2-3-5	-	-
Lofton	1-0-1	0-1-1	1-0-1	2-3-5	-	1-0-1	1-2-3	1-1-2	2-5-7	0-1-1	-	-
Patrick	2-0-2	-	0-0-0	1-0-1	-	0-1-1	-	-	-	-	-	-
Pendleton	-	-	-	1-1-2	1-1-2	2-0-2	-	-	0-1-1	-	-	-
D. Pleasant	-	0-1-1	1-0-1	0-1-1	1-2-3	-	-	-	-	-	-	-
Smith	5-1-6	0-1-1	4-3-7	1-0-1	2-1-3	1-0-1	-	2-1-3	0-3-3	3-0-3	-	-
Thibodeaux	0-4-4	3-2-5	1-1-2	0-0-0	3-2-5	1-1-2	2-1-3	0-3-3	0-3-3	1-0-1	-	-
Walker	-	-	-	1-0-1	0-3-3	0-1-1	0-1-1	4-1-5	0-4-4	1-1-2	-	-
D. Williams	4-1-5	7-6-13	1-0-1	1-4-5	1-0-1	7-2-9	1-2-3	3-2-5	4-5-9	5-0-5	-	-
J. Williams	-	-	-	0-1-1	2-0-2	-	-	-	-	-	-	-
Wolfe	1-3-4	1-1-2	-	1-0-1	1-4-5	1-0-1	-	1-0-1	1-0-1	0-1-1	-	-

Tackles for Loss-Yards

Ah You	-	-	1-1	-	2-2	-	1-1	1-1	-	-	-	-
Alexander	1-4	1-1	-	5-8	-	-	1-1	2-15	1-1	-	-	-
Baker	-	-	-	1-2	-	-	-	-	-	-	-	-
Birdine	2-2	1-1	1-7	1-1	1-1	1-2	1-1	-	1-2	1-1	-	-
Clayton	1-1	-	-	-	-	-	-	-	-	-	-	-
Coleman	-	-	1-4	-	2-16	-	1-1	-	1-8	-	-	-
Granger	-	-	1-1	1-3	-	1-2	-	1-1	1-2	-	-	-
Harris	-	2-11	1-5	1-4	-	1-7	-	-	1-8	1-1	-	-
Holmes	-	-	1-1	1-2	-	2-4	-	-	1-2	1-9	-	-
Latimer	1-1	2-4	1-1	2-18	-	1-1	2-5	-	2-2	-	-	-
Lofton	-	-	-	-	-	-	-	-	1-4	-	-	-
Pendleton	-	-	-	-	-	2-5	-	-	-	-	-	-
Smith	1-1	1-2	-	-	-	-	-	1-1	1-1	-	-	-
Thibodeaux	-	-	2-4	-	3-10	1-2	1-1	1-1	1-1	-	-	-
Walker	-	-	-	-	-	-	-	-	1-2	-	-	-
D. Williams	-	-	-	1-1	-	2-18	-	-	-	1-1	-	-
Wolfe	-	-	-	-	1-1	-	-	-	-	-	-	-

Sacks

Alexander	1-4	-	-	-	-	-	-	1-14	-	-	-	-
Birdine	-	-	1-7	-	-	-	-	-	1-2	1-0	-	-
Coleman	-	-	-	-	1-15	-	-	-	1-8	-	-	-
Harris	-	-	-	1-4	-	-	-	-	-	1-1	-	-
Latimer	-	-	-	2-18	-	-	-	-	-	-	-	-
Holmes	-	-	-	-	-	-	-	-	-	1-9	-	-
Pendleton	-	-	-	-	-	1-1	-	-	-	-	-	-
Walker	-	-	-	-	-	-	-	-	1-2	-	-	-
Williams	-	-	-	-	-	2-18	-	-	-	-	-	-

Fumble Recoveries	
	Player
UAB	Wolfe, 1-0
Washington	D. Pleasant, 1-0
Oregon	Baker, D. Will., 1-0
Middle Tennessee	Alex., Holmes, Thib.
Texas	na
Iowa State	na
Colorado	Finley
Missouri	Holmes
Texas A&M	na
Texas Tech	na
Baylor	
Oklahoma St.	

Fumble Forced	
	Player
UAB	D. Williams, 1
Washington	Latimer, 1
Oregon	Alexander, Birdine
Middle Tennessee	Alexander, Lofton
Texas	na
Iowa State	na
Colorado	Thibodeaux
Missouri	Alexander, D. Williams
Texas A&M	na
Texas Tech	na
Baylor	
Oklahoma St.	

Interceptions	
	Player
UAB	na
Washington	na
Oregon	Harris, 2
Middle Tennessee	Latimer, Harris
Texas	na
Iowa State	Alexander, Williams 1
Colorado	Latimer 1
Missouri	Latimer, Walker, Holmes 1
Texas A&M	Walker 1
Texas Tech	Thibodeaux 1
Baylor	
Oklahoma St.	

Pass Deflections	
	Player
UAB	Clayton, 1
Washington	Alex. 2, D. Will., Wolfe 1
Oregon	Walker 4, Smith 2, Benn., Carter 1
Middle Tenn.	Holm. 2, Lat., Har., Wol.
Texas	1, Ah You, Smith, Wolfe
Iowa State	na
Colorado	Latimer, Thib., Harris 1
Missouri	Holmes 3, Baker, Harris, Walker, Smith 1
Texas A&M	na
Texas Tech	Alex., Will., Bird., Walker, Thib. 1
Baylor	
Oklahoma St.	

OU Field Position				
	Drives	Avg. Start	Inside 20	Past 50
UAB	13	37	0	3
Washington	13	32	2	2
Oregon	13	42	-	4
Middle Tennessee	15	49	1	7
Texas	12	25	4	1
Iowa State	13	32	1	3
Colorado	11	35	2	1
Missouri	12	33	1	2
Texas A&M	11	26	1	1
Texas Tech	13	31	4	1
Baylor				
Oklahoma St.				

Opponent Field Position				
	Drives	Avg. Start	Inside 20	Past 50
UAB	13	25	3	2
Washington	14	31	1	1
Oregon	14	25	2	-
Middle Tennessee	15	20	4	-
Texas	13	33	2	1
Iowa State	13	23	2	-
Colorado	12	31	2	1
Missouri	13	22	4	0
Texas A&M	10	34	-	2
Texas Tech	13	32	1	2
Baylor				
Oklahoma St.				

OU Drive Statistics							
	No.	3 & Punt	Pct.	Score	Pct.	TD	Pct.
UAB	14	3	.214	4	.286	3	.214
Washington	13	1	.076	7	.538	4	.308
Oregon	13	3	.231	7	.538	3	.231
Middle Tennessee	15	-	.000	9	.600	8	.533
Texas	12	3	.250	2	.167	1	.083
Iowa State	13	2	.154	6	.462	4	.308
Colorado	12	3	.250	4	.333	3	.250
Missouri	13	2	.154	4	.308	3	.231
Texas A&M	11	3	.272	3	.272	2	.182
Texas Tech	13	1	.076	6	.462	4	.308
Baylor							
Oklahoma State							

Opponent Drive Statistics							
	No.	3 & Punt	Pct.	Score	Pct.	TD	Pct.
UAB	13	8	.615	3	.230	2	.153
Washington	14	3	.214	4	.286	2	.143
Oregon	14	2	.143	6	.429	4	.286
Middle Tennessee	15	4	.267	-	.000	-	.000
Texas	13	6	.461	3	.231	3	.231
Iowa State	13	5	.385	1	.077	1	.077
Colorado	12	5	.417	1	.083	0	.000
Missouri	13	3	.231	2	.154	1	.077
Texas A&M	10	2	.200	4	.400	1	.100
Texas Tech	13	3	.231	4	.308	3	.231
Baylor							
Oklahoma State							

OU Red Zone Statistics						
	Inside 20	TD	Run/Pass	TD Pct.	FG	Score Pct.
UAB	3	1	1/0	.333	1	.667
Washington	5	3	2/1	.600	2	1.000
Oregon	6	1	1/0	.167	4	.667
Middle Tennessee	7	5	3/2	.714	1	.857
Texas	1	1	0/0	1.000	1	1.000
Iowa State	4	3	1/2	.750	1	1.000
Colorado	3	3	2/1	.667	1	1.000
Missouri	4	3	1/2	.750	1	1.000
Texas A&M	3	2	2/0	.667	1	1.000
Texas Tech	3	1	1/0	.333	2	1.000
Baylor						
Oklahoma State						

Opponent Red Zone Statistics						
	Inside 20	TD	Run/Pass	TD Pct.	FG	Score Pct.
UAB	2	1	1/0	.333	1	.500
Washington	4	1	1/1	.250	2	.750
Oregon	3	2	1/1	.667	1	.333
Middle Tennessee	-	-	-	-	-	-
Texas	2	2	1/1	1.000	0	1.000
Iowa State	-	-	-	-	-	-
Colorado	-	-	-	-	-	-
Missouri	2	1	1/0	.500	-	.500
Texas A&M	3	1	1/0	.333	2	1.000
Texas Tech	3	2	0/1	.333	1	.333
Baylor						
Oklahoma State						

Goal to Go		
Game	OU	Opp.
UAB	1-1 (TD)	1-1 (TD)
Washington	6-6 (1TD,5FG)	3-3 (2TD,1FG)
Oregon	3-3 (2FG, 1TD)	2-2 (1TD, 1TD)
M. Tenn.	4-5 (3TD,FG)	-
Texas	-	1-1 (TD)
Iowa State	1-1 (TD)	-
Colorado	3-3 (3TD)	-
Missouri	1-1 (TD)	0-1
Texas A&M	3-3 (2TD,1FG)	3-3 (2FG, 1TD)
Texas Tech	1-1 (TD)	1-1 (TD)
Baylor		
Oklahoma St.		

Points off Turnovers		
Game	OU	Opp.
UAB	-	3
Washington	7	3
Oregon	16	-
Middle Tennessee	21	-
Texas	0	7
Iowa State	3	-
Colorado	7	0
Missouri	17	7
Texas A&M	3	-
Texas Tech	0	21
Baylor		
Oklahoma St.		

Play Selection						
Game	OU Plays	OU Runs	OU Passes	Opp. Plays	Opp. Runs	Opp. Passes
UAB	53	28	25	57	39	18
Washington	68	34	34	70	40	30
Oregon	67	41	26	74	31	43
M. Tenn.	64	44	20	48	25	23
Texas	63	34	29	50	31	19
Iowa State	61	31	30	54	26	28
Colorado	75	49	26	44	30	14
Missouri	71	52	19	73	27	46
A&M	57	45	12	58	40	18
Tech	67	36	31	59	11	48
Baylor						
Oklahoma St.						



**No. 5/10 Oklahoma 24, UAB 17  
Sept. 2 @ Norman, Okla.**

NORMAN, Okla. -- Adrian Peterson rushed for one touchdown and caught another as Oklahoma withstood a stubborn UAB team, 24-17. A crowd of 84,555, the largest ever to see an OU opener, witnessed the game.

Like the 2005 opener, when the Sooners lost to TCU, 17-10, Oklahoma committed four turnovers. Peterson had one of those, a fumble, but atoned with a four-yard touchdown run and a 69-yard TD reception.

Paul Thompson got the start at quarterback and was impressive. He completed eight of his first 10 and finished 14-of-24 for 227 yards. He was picked off twice, but also had a pair of scoring tosses.

OU trailed only once, 17-14, but scored on its first play after falling behind on the swing pass from Thompson to Peterson.

The two teams combined for just 110 plays, a record for fewest plays in a game over the last 50 seasons.

Score by Quarters	1	2	3	4	Score
UAB.....	0	7	10	0	17
Oklahoma Sooners....	7	0	14	3	24

**Scoring Summary:**

**First Quarter**

8:12 -- OU -- Finley 21 yd pass from Thompson (Hartley kick), 2-46, TOP 0:37, UAB 0 - OU 7

**Second Quarter**

7:17 -- UAB -- White 5 yd run (Mullins kick), 15-80, TOP 7:26, UAB 7 - OU 7

**Third Quarter**

10:32 -- OU -- Peterson 4 yd run (Hartley kick), 6-39, TOP 2:20, UAB 7 - OU 14

7:37 -- UAB -- White 24 yd pass from Hunt (Waters kick), 6-74, TOP 2:46, UAB 14 - OU 14

4:16 -- UAB -- Waters 32 yd field goal, 5-29, TOP 2:29, UAB 17 - OU 14

3:39 -- OU -- Peterson 69 yd pass from Thompson (Hartley kick), 1-69, TOP 0:25, UAB 17 - OU 21

**Fourth Quarter**

14:13 -- OU -- Hartley 30 yd field goal, 5-24 yards, TOP 1:58, UAB 17 - OU 24

Statistics:	UAB	OU
FIRST DOWNS	14	14
NET YARDS RUSHING	40-135	29-143
NET YARDS PASSING	169	227
Completions-Attempts-Int.	11-17-0	14-24-2
TOTAL OFFENSE YARDS	57-304	53-370
Fumbles: Number-Lost	1-1	2-2
Penalties: Number-Yards	11-77	5-40
PUNTS-YARDS	7-310	4-160
Punt returns: Number-Yards-TD	1-0-0	6-67-0
Kickoff returns: Number-Yds-TD	3-73-0	4-114-0
Interceptions: Number-Yds-TD	2-0-0	0-0-0
Fumble Returns: Number-Yds-TD	1-2-0	0-0-0
Possession Time	35:14	24:46
Third-Down Conversions	2 of 11	3 of 11
Fourth-Down Conversions	0 of 0	0 of 0
Red-Zone Scores-Chances	3-3	2-3
Sacks By: Number-Yards	1-3	1-4

**RUSHING:** UAB - Hunt 15-65, Burks 13-38, White 9-23, Elliott 1-5, Williams 1-5; OU - Peterson 24-139, Thompson 4-6. **PASSING:** UAB - Hunt 15-9-0-149-1; Williams 2-2-0-20-0. OU - Thompson 24-14-2-227-2.

**RECEIVING:** UAB - White 4-53-1, Edwards 2-62, Slaughter 2-12, Elliott 1-28, Erwin 1-11, Sigler 1-3, OU - Finley 4-79-1, Kelly 3-28, Strong 3-27, Iglesias 2-10, Peterson 1-69-1, Gresham 1-14.

**INTERCEPTIONS:** UAB - Sanders 1-0, Felder 1-0, OU - na.

**TACKLE LEADERS:** UAB - Evans, King - 7; OU - Alexander, Latimer - 10

**SACKS:** UAB - Register 1-3; OU - Alexander 1-4

**ATT:** 84,555

**No. 10/15 Oklahoma 37, Washington 20  
Sept. 9 @ Norman, Okla.**

NORMAN, Okla. -- Paul Thompson threw for a career-high 227 yards and Adrian Peterson plowed through Washington's defense for 165 more as Oklahoma thwarted Washington before a gathering of 85,577.

Washington scored on its first play, a 54-yard bolt by Kenny James before the teams settled into a tight first half. The halftime score was 13-13.

The Sooners then put the game away with 24 unanswered points. The flurry started with a 35-yard pass from Thompson to Kelly, their second hook-up of the day for a touchdown.

Garrett Hartley then added the third of his three field goals before Peterson ran in from 17 yards and one yard to settle the issue.

Kelly posted six grabs for a career-high 121 yards. Hartley made all three field goals, all four PAT kicks and launched touchbacks on seven of his eight kickoffs (the exception was a sky kick in the fourth quarter).

FS Darien Williams led OU with 13 tackles. LB Rufus Alexander added 10. LB Zach Latimer had one of the biggest plays when he forced a fumble at the Sooner eight.

Score by Quarters	1	2	3	4	Score
Washington.....	7	6	0	7	20
Oklahoma Sooners....	7	6	17	7	37

**Scoring Summary:**

**First Quarter**

12:16 -- UW -- James 54-yard run (Braunstein kick), 1-54, TOP :57, UW 7, OU 0

5:56 -- OU -- Kelly 7-yard pass from Thompson (Hartley kick), 4-22, TOP 2:06, OU 7, UW 7

**Second Quarter**

13:06 -- UW -- Braunstein 32-yard field goal, 9-47, TOP 3:22, UW 10, OU 7

8:58 -- OU -- Hartley 44-yard field goal, 9-36, TOP 3:48, OU 1-, UW 10

3:31 -- UW -- Braunstein 24-yard field goal, 13-73, TOP 5:21, UW 13, OU 10

:49 -- OU -- Hartley 37-yard field goal, 12-55, TOP 2:31, OU 13, UW 13

**Third Quarter**

11:15 -- OU -- Kelly 35-yard pass from Thompson (Hartley kick), 7-69, TOP 1:46, OU 20, UW 13

7:02 -- OU -- Hartley 30-yard field goal, 5-13, TOP 2:01, OU 23, UW 13

:56 -- OU -- Peterson 17-yard run (Hartley kick), 6-92, TOP 2:13, OU 30, UW 13

**Fourth Quarter**

2:48 -- OU -- Peterson 1-yard run (Hartley kick), 9-80, TOP 4:47, OU 37, UW 13

1:27 -- UW -- Shackelford 2- yard pass from Bonnell (Braunstein kick), 6-63, TOP 1:11, OU 37, UW 20

Statistics:	UW	OU
FIRST DOWNS	17	22
NET YARDS RUSHING	40-204	35-181
NET YARDS PASSING	180	272
Completions-Attempts-Int.	14-30-0	21-33-1
TOTAL OFFENSE YARDS	70-384	68-453
Fumbles: Number-Lost	1-1	1-1
Penalties: Number-Yards	6-50	7-38
PUNTS-YARDS	6-290	3-133
Punt returns: Number-Yards-TD	2-15-0	3-75-0
Kickoff returns: Number-Yds-TD	1-14-0	2-53-0
Interceptions: Number-Yds-TD	1-11-0	0-0-0
Fumble Returns: Number-Yds-TD	0-0-0	0-0-0
Possession Time	29:17	30:43
Third-Down Conversions	6 of 16	5 of 12
Fourth-Down Conversions	0 of 2	1 of 1
Red-Zone Scores-Chances	3-4	5-5
Sacks By: Number-Yards	1-5	0-0

**RUSHING:** UW -- Rankin 17-112, James 10-69, Stanback 12-18, Bonnell 1-5. OU -- Peterson 32-165, Thompson 2-11, Strong 1-5. **PASSING:** UW -- Stanback 9-22-0-139-0, Bonnell 5-7-0-41-1, Rankin 0-1-0-0-0. OU - Thompson 21-33-1-272-2.

**RECEIVING:** UW - Russo 3-70, Shackelford 3-42, Kirton 3-31, Williams 3-22, Reece 1-9, Rankin 1-6. OU -- Kelly 6-121, Iglesias 5-44, Strong 4-45, Finley 2-38, Peterson 2-6, Smith 1-12, Johnson 1-6.

**INTERCEPTIONS:** UW - White 1-11. OU - na.

**TACKLE LEADERS:** UW - White - 12; OU - D. Williams - 13

**SACKS:** UW - Stevens 1-5. OU - na

**ATT:** 84,577

**No. 18/18 Oregon 34, No. 11/15 Oklahoma 33  
Sept. 16 @ Eugene, Ore.**

NORMAN, Okla. -- It will go down at Oregon as one of the greatest wins in school history. It will go down at Oklahoma as one of the school's most controversial losses.

Several disputed calls down the stretch, including replays, marred a thrilling, offensive slugfest. In particular, the touching of the ball and awarding of possession on an Oregon onside kick with 1:06 remaining drew outcry from Oklahoma and many national media.

The Ducks rallied from a 13-point deficit over the final 3:12, then blocked OU's potential game-winning field goal on the final play.

Adrian Peterson starred for the Sooners. He rushed 34 times for 211 yards and one touchdown in the game. He was particularly impressive in the fourth quarter when he gained 145 yards.

Oklahoma trailed early, then built a 33-20 lead in the fourth quarter. A defense that had played well through the second and third periods, faltered in the fourth and wound up surrendering 501 yards on the day.

Score by Quarters	1	2	3	4	Score
Oklahoma Sooners....	3	3	14	13	- 33
Oregon Ducks....	10	3	0	21	- 34

**Scoring Summary:**

**First Quarter**

13:39 -- OU -- Stewart 3-yard run (Martinez kick), 4-76, TOP 1:21, UO 7, OU 0

7:08 -- UO -- Martinez 22-yard field goal, 12-68, TOP 4:24, UO 10, OU 0

2:28 -- OU -- Hartley 41-yard field goal, 9-44, TOP 4:40, UO 10, OU 3

**Second Quarter**

2:01 -- OU -- Hartley 20-yard field goal, 7-17, TOP 4:18, UO 10, OU 6

0:00 -- UO -- Martinez 48-yard field goal, 10-49, TOP 2:01, UO 13, OU 6

**Third Quarter**

8:50 -- OU -- Thompson 1-yard run (Hartley kick), 5-47, TOP 2:34, UO 13, UO 13

3:48 -- OU -- Kelly 31-yard pass from Thompson (Hartley kick), 6-73, TOP 2:55, OU 20, UO 13

**Fourth Quarter**

14:49 -- UO -- Williams 30-yard pass from Dixon (Martinez kick), 11-87, TOP 3:59, UO 20, OU 20

12:19 -- OU -- Peterson 17-yard run (Hartley kick), 7-70, TOP 2:30, OU 27, UO 20

6:46 -- OU -- Hartley 20-yard field goal, 9-32, TOP 2:22, OU 30, UO 20

3:12 -- OU -- Hartley 22-yard field goal, 7-57, TOP 2:22, OU 33, UO 20

1:12 -- UO -- Dixon 16-yard run, 8-65, TOP 2:00, OU 33, UO 27

:46 -- UO -- Paysinger 23-yard pass from Dixon, 2-52, TOP 0:26, UO 34, OU 33

Statistics:	OU	UO
FIRST DOWNS	19	26
NET YARDS RUSHING	43-207	32-158
NET YARDS PASSING	174	343
Completions-Attempts-Int.	13-24-0	27-42-2
TOTAL OFFENSE YARDS	67-38	74-501
Fumbles: Number-Lost	1-1	3-2
Penalties: Number-Yards	8-69	6-49
PUNTS-YARDS	5-228	3-108
Punt returns: Number-Yards-TD	1-3-0	3-22-0
Kickoff returns: Number-Yds-TD	5-123-0	5-92-0
Interceptions: Number-Yds-TD	2-0-0	0-0-0
Possession Time	34:28	25:32
Third-Down Conversions	4 of 14	8 of 14
Fourth-Down Conversions	1 of 1	1 of 1
Red-Zone Scores-Chances	6-6	3-3
Sacks By: Number-Yards	1-7	2-12

**RUSHING:** OU -- Peterson 34-211, Iglesias 1-2, Patrick 101, Thompson 7(-7). UO -- Stewart 23-144, Dixon 6-34, Finley 1-0, Leaf 1(-10). **PASSING:** OU -- Thompson 13-23-0-174-1. UO - Dixon 26-41-2-341-2, Leaf 1-1-0-2-0.

**RECEIVING:** OU -- Iglesias 5-78, Kelly 3-66-1, Pleasant 2-13, Eldridge 1-10, Johnson 1-6, Strong 1-1. UO -- Williams 9-177-1, Rosario 6-46, Stewart 4-33, Kent 3-16, Paysinger 2-58, Finely 2-5, Keeling 1-8.

**INTERCEPTIONS:** OU -- Harris 2-0, UO -- na.

**TACKLE LEADERS:** OU - Carter - 10; UO - Phillips - 14.

**SACKS:** OU - Birdine 1-75. UO - Thurmond 1-2, Chung 1-1.

**ATT:** 59,269

**No. 16/17 Oklahoma 59, Middle Tennessee 0  
Sept. 23 @ Norman, Okla.**

NORMAN, Okla. -- Oklahoma scored on six of its first seven offensive possessions and tacked on a defensive touchdown during that stretch in blowing out Middle Tennessee, 59-0. It was the worst loss for the Blue Raiders in their Division I era.

Paul Thompson and Malcolm Kelly set the tone for the game, hooking up three times for 134 yards in the first quarter alone. Kelly scored OU's first TD on an 18-yard grab, but also had a 73-yard reception in the period.

The defensive score came when LB Zach Latimer picked off a pass and returned it 22 yards.

The shutout was the first by Oklahoma since 2004 and also held MTSU under 100 total yards.

Adrian Peterson played against a defense geared to stop him, but still carried 27 times for 128 yards and three touchdowns. He sat out the fourth quarter.

Score by Quarters	1	2	3	4	Score
Middle Tennessee....	0	0	0	0	- 0
Oklahoma Sooners....	24	21	7	7	- 59

**Scoring Summary:**

**First Quarter**

10:54 -- OU -- Hartley 28-yard field goal, 7-27, TOP 2:33, OU 3, MT 0

6:37 -- OU -- Kelly 18-yard pass from Thompson (Hartley kick), 5-48, TOP 1:39, OU 10, MT 0

3:28 -- OU -- Peterston 3-yard run (Hartley kick), 3-76, TOP :35, OU 17, MT 0

2:58 -- OU -- Latimer 22-yard interception return (Hartley kick), OU 24, MT 0

**Second Quarter**

14:56 -- OU -- Peterson 2-yard run (Hartley kick), 5-62, TOP 1:13, OU 31, MT 0

5:22 -- OU -- Gresham 22-yard pass from Thompson (Hartley kick), 9-52, TOP 4:26, OU 38, MT 0

2:32 -- OU -- Peterson 7-yard run (Hartley kick), 5-24, TOP 2:38, OU 45, MT 0

**Third Quarter**

12:37 -- OU -- Iglesias 15-yard pass from Thompson (Hartley kick), 5-67, TOP 2:06, OU 52, MT 0

**Fourth Quarter**

12:55 -- OU -- Smith 61-yard punt return (Hartley kick), OU 59, MT 0

Statistics:	MT	OU
FIRST DOWNS	7	21
NET YARDS RUSHING	28- 22	44-190
NET YARDS PASSING	73	272
Completions-Attempts-Int.	6-20-2	14-20-0
TOTAL OFFENSE YARDS	48-95	64-462
Fumbles: Number-Lost	4-3	2-2
Penalties: Number-Yards	2-10	2-10
PUNTS-YARDS	8-39.0	2-28.5
Punt returns: Number-Yards-TD	0-0-0	3-68-1
Kickoff returns: Number-Yds-TD	6-108-0	1-15-0
Interceptions: Number-Yds-TD	0-0-0	2-33-1
Fumble Returns: Number-Yds-TD	0-0-0	0-0-0
Possession Time	29:49	30:11
Third-Down Conversions	1 of 11	4 of 9
Fourth-Down Conversions	0 of 1	1 of 2
Red-Zone Scores-Chances	0-0	6-7
Sacks By: Number-Yards	1-5	3-22

**RUSHING:** MT -- McNair 9-37, Gee 6-14, Craddock 2-3, Gross 7(-8), Marks 4(-24), OU -- Peterson 27-128, Patrick 13-52, Gutierrez 2-17, Thompson 1(-5). **PASSING:** MT -- Craddock 3-11-133-0, Marks 3-9-1-40-0; OU -- Thompson 13-18-0-257-3, Halzle 1-2-0-15-0.

**RECEIVING:** MT -- Williams 2-37, Grigsby 2-18, Paschall 1-15, Chicola 1-3; OU -- Kelly 5-164-1, Iglesias 4-56-1, Johnson 2-22, Gresham 1-22-1, Tennell 1-11, Peterson 1(-3).

**INTERCEPTIONS:** MT -- 0, OU -- Latimer 1-22, Harris 1-11.

**TACKLE LEADERS:** MT -- Sabb 8, OU -- Alexander 8.

**SACKS:** MT -- Jones 1-5, OU -- Latimer 2-18, Harris 1-4.

**ATT:** 84,326

**No. 7 Texas 28, No. 13/14 Oklahoma 10  
Oct. 7 @ Dallas**

DALLAS -- Oklahoma outgained by 101 yards, but stymied itself with 11 penalties and five turnovers in dropping a 28-10 decision.

The Sooners fell behind by a 7-0 count, but rallied to take a 10-7 lead at half-time. Following the intermission, OU could mount nothing but mistakes. Four of the turnovers and five of the penalties ensued and the outcome was sealed.

Adrian Peterson rushed 25 times for 109 yards and one touchdown against the nation's No. 3-ranked run defense. Paul Thompson completed 15-of-27 passes for 209 yards. He was picked off twice, but those interceptions came on the last two OU drives when the offense was in desparation mode.

Texas won by playing almost error free. The Longhorns did not commit a turnover and were penalized just three times for 30 yards.

It was the 101st meeting in the series. A crowd of 76,260, the second largest ever to witness the game, was in attendance.

Score by Quarters	1	2	3	4	Score
Texas Longhorns....	7	0	14	7	- 28
Oklahoma Sooners....	0	10	0	0	- 10

**Scoring Summary:**

**First Quarter**

7:41 -- UT -- Young 15-yard run (Johnson kick), 9-62, TOP 4:42, UT 7, OU 0

**Second Quarter**

7:41 -- OU -- Peterson 29-yard run (Hartley kick), 3-75, TOP :51, OU 7, UT 7

:04 -- OU -- Hartley 35-yard field goal, 9-63, TOP 5:30, OU 10, UT 7

**Third Quarter**

12:13 -- UT -- Sweed 33-yard pass from McCoy (Johnson kick), 3-52, TOP 1:00, UT 14, OU 10

2:46 -- UT -- Shipley 7-yard pass McCoy (Johnson kick), 11-79, TOP 5:14, UT 21, OU 10

**Fourth Quarter**

10:37 -- UT -- Ross 3-yard fumble return (Johnson kick), UT 28, OU 10

Statistics:	UT	OU
FIRST DOWNS	13	13
RUSHES-YARDS (NET)	32-124	36-124
PASSING YDS (NET)	108	209
Passes Att-Comp-Int.	18-11-0	27-15-2
TOTAL OFFENSE PLAYS-YARDS	50-232	63-333
Fumble Returns-Yards	2-27	0-0
Punt Returns-Yards	0-0	2-3
Kickoff Returns-Yards	1-33	5-108
Interception Returns-Yards	2-0	0-0
Punts (Number-Avg)	7-37.6	5-34.0
Fumbles-Lost	0-0	6-3
Penalties-Yards	3-30	11-72
Possession Time	27:51	32:09
Third-Down Conversions	3 of 10	8 of 16
Fourth-Down Conversions	0 of 0	1 of 1
Red-Zone Scores-Chances	2-2	1-1
Sacks By: Number-Yards	2-20	1-15

**RUSHING:** UT -- Charles 12-65, Young 11-60, McCoy 6-11, Pittman 1(-8); OU -- Peterson 25-109, Thompson 7-18, Johnson 1-9, Allen 2-2. **PASSING:** UT -- McCoy 11-18-0-108-2; OU -- Thompson 15-27-2-209-0.

**RECEIVING:** UT -- Sweed 2-38-1, Pittman 2-19, Shipley 2-17-1, Charles 2-7, Cosby 1-16, Young 1-9, Tweedie 1-2; OU -- Iglesias 5-69, Johnson 4-55, Kelly 2-31, Finley 2-3, Gresham 1-41, Peteson 1-10.

**INTERCEPTIONS:** UT -- Ross 2-0, OU -- na.

**TACKLE LEADERS:** UT -- Bobino 10, OU -- Ah You 8.

**SACKS:** UT -- Miller, Robinson 1, OU -- Young 1.

**ATT:** 76,260

**No. 22/23 Oklahoma 34, Iowa State 9  
Oct. 14 @ Norman, Okla.**

NORMAN, Okla. -- Rarely has an Oklahoma victory been so painful for the Sooners as was this 34-9 triumph over Iowa State.

Oklahoma dominated the visiting Cyclones, but on its final touchdown of the day lost running back Adrian Peterson to a broken collarbone. It came at the end of a 53-yard gallop that had the crowd of 84,152 whipped into a frenzy.

Moments later, doctors on the sideline determined the severity of the injury.

While still searching for perfection, OU head coach Bob Stoops had to admit that the victory was comprehensive. The Sooners, behind 183 yards from Peterson, rushed for 185 on the day to complement a passing game that yielded another 195.

QB Paul Thompson was efficient, completing 16-of-27 for two touchdowns and no interceptions.

Oklahoma's defense was strong too. FS Darien Williams spearheaded with nine tackles, two sacks and one interception, which he returned 35 yards.

Iowa State mustered just 238 total yards, while converting only 1-of-12 third-down tries.

Score by Quarters	1	2	3	4	Score
Iowa State Cyclones....	7	0	2	0	- 9
Oklahoma Sooners....	14	10	3	7	- 34

**Scoring Summary:**

**First Quarter**

10:38 -- OU -- Peterson 6-yard run (Hartley kick) 4-57, TOP 2:25, OU 7, ISU 0

5:08 -- OU -- Kelly 9-yard pass from Thompson (Hartley kick), 8-65, TOP 4:00, OU 14, ISU 0

1:44 -- ISU -- Blythe 31-yard pass from Meyer (Culbertson kick), 6-80, TOP 3:19, OU 14, ISU 7

**Second Quarter**

12:41 -- OU -- Hartley 46-yard field goal, 10-31, TOP 3:52, OU 17, ISU 7

:39 -- OU -- Kelly 15-yard pass from Thompson, 6-85, TOP 1:33, OU 24, ISU 7

**Third Quarter**

11:32 -- ISU -- Safety, OU 24, ISU 9

3:24 -- OU -- Hartley 35-yard field goal, 8-21, TOP 3:13, OU 27, ISU 9

**Fourth Quarter**

6:35 -- OU -- Peterson 53-yard run (Hartley kick) 1-53, TOP: 28, OU 34, ISU 9

Statistics:	ISU	OU
FIRST DOWNS	12	17
NET YARDS RUSHING	29-89	34-185
NET YARDS PASSING	149	195
Completions-Attempts-Int.	14-25-2	16-27-0
TOTAL OFFENSE YARDS	54-238	61-380
Fumbles: Number-Lost	1-0	2-0
Penalties: Number-Yards	4-30	3-35
PUNTS-YARDS	9-401	5-181
KICKOFFS-YARDS	2-110	8-480
Punt returns: Number-Yards-TD	0-0-0	5-22-0
Kickoff returns: Number-Yds-TD	4-57-0	1-20-0
Interceptions: Number-Yds-TD	0-0-0	2-35-0
Possession Time	30:38	27:37
Third-Down Conversions	1 of 12	4 of 12
Fourth-Down Conversions	1 of 1	1 of 1
Red-Zone Scores-Chances	0-0	4-4
Sacks By: Number-Yards	3-15	3-19

**RUSHING:** ISU -- Hick 13-83, Kick 1-5, Scales 3-3, Meyer 12(-2); OU -- Peterson 26-183, Patrick 2-7, Johnson 1-4, Thompson 5(-9).

**PASSING:** ISU -- Meyer 14-25-2-149-1; OU -- Thompson 16-27-0-195-2.

**RECEIVING:** ISU -- Blythe 3-60, Flynn 3-50, Davis 1-12, Sumrall 1-11, Moses 1-9, Scales 1-4, Hamilton 1-2, Nickel 1-2, Barkema 1-1, Hicks 1(-2); OU -- Kelly 4-50, Johnson 4-48, Peterson 3-45, Finley 3-31, Iglesias 1-17, Gresham 1-4.

**INTERCEPTIONS:** ISU -- na, OU -- Williams 1-35, Alexander 1-0.

**TACKLE LEADERS:** ISU -- McKenzie 15, OU -- Williams 9.

**SACKS:** ISU -- Curvey, Moorehead, Rubin 1, OU -- Williams 2, Pendleton 1.

**ATT:** 84,152

**No. 22/22 Oklahoma 24, Colorado 3  
Oct. 21 @ Norman, Okla.**

NORMAN, Okla. -- The night belonged to the Oklahoma defense as the Sooners stifled Colorado, 24-3.

The Sooners held CU to season lows in first downs, rushing yards, passing yards and total yards, while equalling the low for points scored. The Buffs got just five first downs in the game and connected on only 3-of-14 passing attempts.

The defense was led by LB Rufus Alexander, who chalked up 11 tackles. Another linebacker, Zach Latimer, had six stops, two for loss, and one interception. Sooner defenders made eight tackles behind the line of scrimmage.

In the meantime the OU offense, in its first game without RB Adrian Peterson, was efficient. The Sooners committed just one turnover while churning out 166 yards on the ground against the nation's ninth-ranked rushing defense.

Peterson's replacement, Allen Patrick, carried 35 times for 110 yards to account for the first 100-yard performance this season by a back opposing Colorado.

Score by Quarters	1	2	3	4	Score
Colorado Buffaloes....	0	0	0	3	- 3
Oklahoma Sooners....	10	0	0	14	- 24

**Scoring Summary:**

**First Quarter**

7:49 -- OU -- M. Johnson 3-yard pass from Thompson (Hartley kick), 12-61, TOP 5:20, OU 7, CU 0  
:04 -- OU -- Hartley 46-yard field goal, 6-17, TOP 2:17, OU 10, CU 0

**Fourth Quarter**

10:26 -- OU -- Patrick 2-yard run (Hartley kick), 12-54, TOP 4:51, OU 17, CU 0  
6:13 -- CU -- Crosby 39-yard field goal, 11-51, TOP 4:00, OU 17, CU 3  
:17 -- OU -- Brown 4-yard run (Hartley kick), 12-43, TOP 5:49, OU 24, CU 3

Statistics:	CU	OU
FIRST DOWN	5	17
NET YARDS RUSHING	30-74	49-166
NET YARDS PASSING	3	105
Completions-Attempts-Int.	3-14-1	17-26-0
TOTAL OFFENSE YARDS	44-113	75-271
Fumbles: Number-Lost	4-1	2-1
Penalties: Number-Yards	3-20	5-35
PUNTS-YARDS	6-213	5-163
KICKOFFS-YARDS	1-65	5-321
Punt returns: Number-Yards-TD	1-1-0	2--1-0
Kickoff returns: Number-Yds-TD	2-40-0	0-0-0
Interceptions: Number-Yds-TD	0-0-0	1-0-0
Possession Time	23:16	36:44
Third-Down Conversions	3 of 13	9 of 18
Fourth-Down Conversions	0 of 1	1 of 2
Red-Zone Scores-Chances	0-0	3-3
Sacks By: Number-Yards	0-0	0-0

**RUSHING:** CU -- Jackson 10-54, Holliday 10-23, Charles 6-2, Williams 1-0; OU -- Patrick 35-100, Thompson 5-26, Gutierrez 5-18, Brown 4-12. **PASSING:** CU -- Jackson 3-14-1-39-0; OU -- Thompson 17-26-0-105-1.

**RECEIVING:** CU -- Crawford 1-22, DeVree 1-11, Williams 1-6; OU -- Kelly 7-64, Finley 2-22, Zaslaw 2-12, Johnson 2-11, Iglesias 2-(-4), Eldridge 1-3, Gutierrez 1-(-3).

**INTERCEPTIONS:** CU -- na, OU -- Latimer, 1.

**TACKLE LEADERS:** CU -- Washington 17, OU -- Alexander 11.

**SACKS:** CU -- na, OU -- na.

**ATT:** 84,443

**No. 19/19 Oklahoma 26, No. 23 Missouri 10  
Oct. 28 @ Columbia, Mo.**

COLUMBIA, Mo.. -- Oklahoma's defense contained Missouri's spread offense and forced four Tiger turnovers as the Sooners posted a 26-10 win over Missouri.

OU scored 17 points off turnovers, scoring on three of the four it forced. Missouri quarterback Chase Daniel, who accounted for all but one of his team's 360 total yards, entered the game with 19 touchdown throws and just five interceptions. He failed to complete a scoring pass against OU and was picked off three times.

On offense, Allen Patrick once again rushed for big numbers while subbing for the injured Adrian Peterson. Patrick carried 35 times for 157 yards and OU rushed for a season-high 231.

QB Paul Thompson hit on 11-of-19 passes with two touchdowns and no interceptions. He fired scoring tosses to Joe Jon Finely (18 yards) and Quentin Chaney (15 yards). It was Chaney's first career TD reception.

Thompson also rushed for a touchdown on a three-yard carry.

Score by Quarters	1	2	3	4	Score
Oklahoma Sooners....	7	9	7	3	- 24
Missouri Tigers....	3	0	7	0	- 10

**Scoring Summary:**

**First Quarter**

11:26 -- MU -- Wolfert 39-yard field goal, 8-65, TOP 3:34, MU 3, OU 0  
3:52 -- OU -- Thompson 3-yard run (Hartley kick), 7-33, OU 7, MU 3

**Second Quarter**

14:56 -- OU -- Finley 18-yard pass from Thompson (Hartley kick), 6-58, TOP 2:56, OU 14, MU 3  
11:52 -- OU -- Safety, OU 16, MU 3

**Third Quarter**

10:22 -- MU -- Daniel 13-yard run (Wolfert kick), 8-66, TOP 1:56, OU 16, MU 10  
5:02 -- OU -- Chaney 15-yard pass from Thompson (Hartley kick), 10-80, TOP 5:20, OU 23, MU 10

**Fourth Quarter**

3:48 -- OU -- Hartley 30-yard field goal, 4-7, TOP 2:31, OU 26, MU 10

Statistics:	OU	MU
FIRST DOWNS	21	20
NET YARDS RUSHING	52-231	27-76
NET YARDS PASSING	127	284
Completions-Attempts-Int.	11-19-0	23-46-3
TOTAL OFFENSE YARDS	71-358	73-360
Fumbles: Number-Lost	3-2	3-1
Penalties: Number-Yards	5-39	8-75
PUNTS-YARDS	5-214	4-98
KICKOFFS-YARDS	5-304	4-257
Punt returns: Number-Yards-TD	1-12-0	3-16-0
Kickoff returns: Number-Yds-TD	1-4-0	2-12-0
Interceptions: Number-Yds-TD	3-5-0	0-0-0
Fumble Returns: Number-Yds-TD	0-0-0	0-0-0
Possession Time	36:23	23:37
Third-Down Conversions	5 of 15	10 of 19
Fourth-Down Conversions	0 of 1	0 of 1
Red-Zone Scores-Chances	4-4	2-4
Sacks By: Number-Yards	1-14	1-7

**RUSHING:** OU -- Patrick 25-157, Gutierrez 11-46, Thompson 6-28; MU -- Daniel 20-75, Goldsmith 4-1, Temple 3-0. **PASSING:** OU -- Thompson 11-19-0-127-2; MU -- Daniel 23-44-3-284-0.

**RECEIVING:** OU Kelly 4-40, Finley 2-33, Johnson 2-7, Gresham 1-17, Iglesias 1-15, Chaney 1-15; MU Coffman 5-57, Perry 5-40, Franklin 4-53, Ekwerekwu 4-47, Rucker 3-29, Bracey 1-46, Saunders 1-12.

**INTERCEPTIONS:** OU -- Latimer 1-1, Walker 1-3, Holmes 1-0; MU -- na.

**TACKLE LEADERS:** OU -- Baker 9, MU -- Overstreet 13.

**SACKS:** OU -- Alexander 1-14, MU -- Ricks 1-7.

**ATT:** 62,045



**No. 18/18 Oklahoma 17, No. 21/21 Texas A&M 16  
Nov. 4 @ College Station, Texas**

COLLEGE STATION, Texas -- The calculated risk is nothing new for Bob Stoops, but in his 100th game as Oklahoma's coach he reinforced that characteristic as perhaps never before.

With 1:29 remaining and OU clinging to a one-point lead, Stoops was faced with fourth-and-one from his own 29. The Sooner coach decided to go for the first down and when Paul Thompson plunged across his own 30 yard-line he sealed the fate for Texas A&M, 17-16.

The Aggies had no timeouts remaining and could simply watch as Oklahoma downed the ball twice to run out the clock.

The powerful OU running game was a difference-maker in the game. The Sooners ran for 224 yards, including a career-high 173 by Allen Patrick.

In the meantime, the OU defense was stingy and twice turned away the Aggies with no points after a pair of Sooner fumbles. Just as important, A&M was forced to settle for field goals on two of its three trips to the red zone.

Score by Quarters	1	2	3	4	Score
Oklahoma Sooners....	14	0	3	0	- 17
Texas A&M Aggies....	3	7	0	6	- 16

**Scoring Summary:**

**First Quarter**

10:09 -- OU -- Patrick 1-yard run (Hartley kick), 13-80, TOP 4:51, OU 7, A&M 0  
6:57 -- A&M -- Neumann 28-yard field goal, 6-60, TOP 3:12, OU 7, A&M 3  
5:57 -- OU -- Thompson 7-yard run (Hartley kick), 10-80, TOP 6:00, OU 14, A&M 3

**Second Quarter**

11:24 -- A&M -- Lane 1-yard run (Neumann kick), 9-57, TOP 4:33, OU 14, A&M 10

**Third Quarter**

7:31 -- OU -- Hartley 23-yard field goal, 4-0, TOP 1:11, OU 17, A&M 10

**Fourth Quarter**

7:41 -- A&M -- Neumann 19-yard field goal, 8-59, TOP 2:20, OU 17, A&M 13  
3:28 -- A&M -- Neumann 39-yard field goal, 5-35, TOP 2:42, OU 17, A&M 16

Statistics:	OU	A&M
FIRST DOWNS	16	15
NET YARDS RUSHING	45-224	40-204
NET YARDS PASSING	39	63
Completions-Attempts-Int.	3-12-0	8-18-1
TOTAL OFFENSE YARDS	57-263	58-267
Fumbles: Number-Lost	3-2	0-0
Penalties: Number-Yards	5-42	6-48
PUNTS-YARDS	4-184	5-193
Punt returns: Number-Yards-TD	2-11-0	1-1-0
Kickoff returns: Number-Yds-TD	1-16-0	2-39-0
Interceptions: Number-Yds-TD	1-19-0	0-0-0
Possession Time	28:36	31:24
Third-Down Conversions	1 of 9	6 of 14
Fourth-Down Conversions	1 of 1	0 of 0
Sacks By: Number-Yards	2-12	1-8

**RUSHING:** OU -- Patrick 32-173-1, Gutierrez 7-52-0, Thompson 3-6-1 ; A&M -- Goodson 10-127-0, Lane 13-62-1, McGee 13-28-0, Lewis 2-(-1)-0, Brown 1-(-4)-1, Schroeder 1-(-8)-0.

**PASSING:** OU -- Thompson 3-12-0-39-0; A&M -- McGee 8-18-1-63-0.

**RECEIVING:** OU -- Iglesias 1-19-0, Johnson 1-13, Kelly 1-7; A&M -- Schroeder 3-34, Goodson 3-15, Alexander 1-11, Bennett 1-3.

**INTERCEPTIONS:** OU -- Walker 1, A&M -- na

**TACKLE LEADERS:** OU -- D. Williams, Alexander 9, A&M -- Bullitt 9.

**SACKS:** OU -- Coleman, Walker, Thibodeaux 1, A&M Harrington 1

**ATT:** 85,697

**No. 17/17 Oklahoma 34, Texas Tech 24  
Nov. 11 @ Norman, Okla.**

NORMAN, Okla. -- Oklahoma rallied from a 14-point deficit to salvage senior night and defeat Texas Tech, 34-24.

Senior QB Paul Thompson, who earlier in the evening won OU's prestigious Don Key Award, completed 24-of-31 passes for two touchdowns and a career-high 309 yards. His favorite target, Malcolm Kelly, tied a school record with 11 receptions that went for 153 yards and one TD.

Fourth-string running back Chris Brown, a true freshman, paced the ground attack with 16 rushes for 84 yards and two touchdowns, one a 40-yarder.

The Sooner defense held Tech 10 points under its scoring average, 125.5 yards under its passing average and 50 yards below its rushing average. The Red Raiders, who led 24-17 at halftime, were 0-of-6 on third down in the decisive second half.

Allen Patrick, who subbed the last two weeks for Adrian Peterson, missed the game with a sprained ankle.

OU won despite committing four turnovers, one of which, and interception, was returned for a TD.

Score by Quarters	1	2	3	4	Score
Texas Tech Red Raiders....	7	17	0	0	- 24
Oklahoma Sooners....	3	14	3	14	- 34

**Scoring Summary:**

**First Quarter**

9:51 -- OU -- Hartley 28-yard field goal, 7-40, TOP 3:18, OU 3, TT 0  
4:20 -- TT -- Johnson 30-yard pass from Harrell (Trlica kick), 8-77, TOP 3:42, TT 7, OU 3

**Second Quarter**

14:53 -- OU -- Johnson 32-yard pass from Thompson (Hartley kick), 9-82, TOP 4:16, OU 10, TT 7  
11:18 -- TT -- Trlica 32-yard field goal, 7-63, TOP 3:45, OU 10, TT 10  
9:25 -- TT -- Johnson 6-yard pass from Harrell (Trlica kick), 5-18, TOP 1:33, TT 17, OU 10  
1:43 -- TT -- Huffman 54-yard interception return (Trlica kick), TT 24, OU 10  
:10 -- OU -- Kelly 40-yard pass from Thompson (Hartley kick), TT 24, OU 17

**Third Quarter**

4:50 -- OUO -- Hartley 23-yard field goal, 10-56, TOP 5:35, TT 24, OU 20

**Fourth Quarter**

12:51 -- OU -- Brown 40-yard run (Hartley kick), 6-70, TOP 2:41, OU 27, TT 24  
2:21 -- OU -- Brown 2-yard run (Hartley kick), 14-80, TOP 6:57, OU 34, TT 24

Statistics:	TTU	OU
FIRST DOWNS	16	25
NET YARDS RUSHING	11-31	36-139
NET YARDS PASSING	250	309
Completions-Attempts-Int.	26-48-1	24-31-1
TOTAL OFFENSE YARDS	59-281	67-448
Fumbles: Number-Lost	0-0	4-3
Penalties: Number-Yards	7-51	2-25
PUNTS-YARDS	4-170	2-76
Average Yards Per Punt	42.5	38.0
Punt returns: Number-Yards-TD	1--1-0	2-8-0
Kickoff returns: Number-Yds-TD	7-91-0	5-92-0
Average Per Return	13.0	18.4
Interceptions: Number-Yds-TD	1-54-1	1-0-0
Possession Time	26:29	33:31
Third-Down Conversions	2 of 12	7 of 11
Fourth-Down Conversions	1 of 2	0 of 0
Red-Zone Scores-Chances	2-3	3-3
Sacks By: Number-Yards	1-9	2-10

**RUSHING:** TT -- Woods 8-40, Harrell 3-(-9); OU Brown 16-84-2, Gutierrez 8-28, Thompson 10-26, Iglesias 1-4.

**PASSING:** OU -- Thompson 24-31-1-309-2; Tech -- Harrell 26-48-1-250-2.

**RECEIVING:** TT -- Johnson 7-67, Filani 5-69, Woods 5-34, Amendola 3-14, Morris 2-28, Reese 1-28, Walker 1-6, Schaefer 1-5, G. Walker 1-(-1); OU Kelly 11-153-1, Johnson 6-87-1, Iglesias 3-22, Zaslav 2-30, Gresham 1-9, Finley 1-8.

**INTERCEPTIONS:** TT -- Huffman 1-54-1; OU -- Thibodeaux -- 1-0

**TACKLE LEADERS:** TT -- Huffman, Garcia 10; OU Alexander, Harris 7

**SACKS:** TT -- Nitschmann 1, OU -- Harris, Birdine, Holmes 1

**ATT:** 85,313

**2006 Oklahoma Football**  
**Oklahoma Combined Team Statistics (as of Nov 12, 2006)**  
**All games**

<b>RECORD:</b>	<b>OVERALL</b>	<b>HOME</b>	<b>AWAY</b>	<b>NEUTRAL</b>
<b>ALL GAMES.....</b>	<b>(8-2-0)</b>	<b>(6-0-0)</b>	<b>(2-1-0)</b>	<b>(0-1-0)</b>
<b>CONFERENCE.....</b>	<b>(5-1-0)</b>	<b>(3-0-0)</b>	<b>(2-0-0)</b>	<b>(0-1-0)</b>
<b>NON-CONFERENCE.....</b>	<b>(3-1-0)</b>	<b>(3-0-0)</b>	<b>(0-1-0)</b>	<b>(0-0-0)</b>

DATE	OPPONENT	W/L	SCORE	ATTEND
Sep 02, 2006	UAB	W	24-17	84555
Sep 09, 2006	WASHINGTON	W	37-20	84577
Sep 16, 2006	at #18 Oregon	L	33-34	59269
Sep 23, 2006	MIDDLE TENNESSE	W	59-0	84326
*Oct 07, 2006	vs #7 Texas	L	10-28	76260
*Oct 14, 2006	IOWA STATE	W	34-9	84152
*Oct 21, 2006	COLORADO	W	24-3	84443
*Oct 28, 2006	at #23 Missouri Tigers	W	26-10	62045
*Nov 04, 2006	at #21 Texas A&M	W	17-16	85697
*Nov 11, 2006	TEXAS TECH	W	34-24	85313

\* denotes conference game

TEAM STATISTICS	OU	OPP
FIRST DOWNS.....	185	145
Rushing.....	77	66
Passing.....	97	72
Penalty.....	11	7
RUSHING YARDAGE.....	1790	1117
Yards gained rushing...	1985	1414
Yards lost rushing.....	195	297
Rushing Attempts.....	403	309
Average Per Rush.....	4.4	3.6
Average Per Game.....	179.0	111.7
TDs Rushing.....	18	7
PASSING YARDAGE.....	1929	1658
Att-Comp-Int.....	243-148-6	278-143-12
Average Per Pass.....	7.9	6.0
Average Per Catch.....	13.0	11.6
Average Per Game.....	192.9	165.8
TDs Passing.....	15	9
TOTAL OFFENSE.....	3719	2775
Total Plays.....	646	587
Average Per Play.....	5.8	4.7
Average Per Game.....	371.9	277.5
KICK RETURNS: #-YARDS....	25-545	33-559
PUNT RETURNS: #-YARDS....	27-256	12-54
INT RETURNS: #-YARDS....	12-92	6-65
FUMBLES-LOST.....	26-17	17-9
PENALTIES-YARDS.....	53-405	56-440
PUNTS-AVG.....	40-39.2	59-40.0
TIME OF POSSESSION/GAME..	31:41	28:19
3RD-DOWN CONVERSIONS....	50/127	42/132
4TH-DOWN CONVERSIONS....	7/10	3/9

RUSHING	GP	Att	Gain	Loss	Net	Avg	TD	Long	Avg/G
Peterson, Adria	6	168	983	48	935	5.6	10	53	155.8
Patrick, Allen	9	120	518	16	502	4.2	2	18	55.8
Gutierrez, Jaco	10	33	167	6	161	4.9	0	15	16.1
Thompson, Paul	10	50	195	95	100	2.0	3	27	10.0
Brown, Chris	2	20	98	2	96	4.8	3	40	48.0
Johnson, Manuel	9	2	13	0	13	6.5	0	9	1.4
Iglesias, Juaqu	10	2	6	0	6	3.0	0	4	0.6
Strong, Fred	8	1	5	0	5	5.0	0	5	0.6
TEAM	7	7	0	28	-28	-4.0	0	0	-4.0
Total.....	10	403	1985	195	1790	4.4	18	53	179.0
Opponents.....	10	309	1414	297	1117	3.6	7	58	111.7

PASSING	GP	Effic	Cmp-Att-Int	Pct	Yds	TD	Lng	Avg/G
Thompson, Paul	10	143.86	147-240-6	61.2	1914	15	73	191.4
Halzle, Joey	2	113.00	1-2-0	50.0	15	0	15	7.5
TEAM	7	0.00	0-1-0	0.0	0	0	0	0.0
Total.....	10	143.02	148-243-6	60.9	1929	15	73	192.9
Opponents.....	10	103.59	143-278-12	51.4	1658	9	67	165.8

INTERCEPTIONS	No.	Yds	Avg	TD	Long
Harris, Nic	3	11	3.7	0	11
Latimer, Zach	3	23	7.7	1	22
Walker, Marcus	2	23	11.5	0	19
Alexander, Rufu	1	0	0.0	0	0
Holmes, Lendy	1	0	0.0	0	0
Williams, Darie	1	35	35.0	0	35
Thibodeaux, Cal	1	0	0.0	0	0
Total.....	12	92	7.7	1	35
Opponents.....	6	65	10.8	1	54

RECEIVING	GP	No.	Yds	Avg	TD	Long	Avg/G
Kelly, Malcolm	10	46	724	15.7	7	73	72.4
Iglesias, Juaqu	10	29	326	11.2	1	37	32.6
Johnson, Manuel	9	23	255	11.1	2	32	28.3
Finley, Joe Jon	10	16	214	13.4	2	36	21.4
Peterson, Adria	6	8	127	15.9	1	69	21.2
Strong, Fred	8	8	73	9.1	0	25	9.1
Gresham, Jermai	10	6	107	17.8	1	41	10.7
Zaslaw, Dane	5	4	42	10.5	0	17	8.4
Eldridge, Brody	10	2	13	6.5	0	10	1.3
Pleasant, Ian	10	2	13	6.5	0	11	1.3
Chaney, Quentin	7	1	15	15.0	1	15	2.1
Smith, Reggie	10	1	12	12.0	0	12	1.2
Tennell, Adron	8	1	11	11.0	0	11	1.4
Gutierrez, Jaco	10	1	-3	-3.0	0	0	-0.3
Total.....	10	148	1929	13.0	15	73	192.9
Opponents.....	10	143	1658	11.6	9	67	165.8

PUNTING	No.	Yds	Avg	Long	TB	FC	I20	Blkd
Cohen, Michael	30	1235	41.2	75	1	9	6	0
Knall, Mike	10	331	33.1	42	1	2	8	0
Total.....	40	1566	39.2	75	2	11	14	0
Opponents.....	59	2358	40.0	82	2	10	14	2

FIELD GOALS	FGM-FGA	Pct	01-19	20-29	30-39	40-49	50-99	Lg	Blk
Hartley, Garret	17-18	94.4	0-0	7-7	6-6	4-5	0-0	46	1

PUNT RETURNS	No.	Yds	Avg	TD	Long
Smith, Reggie	26	244	9.4	1	62
Carter, Jason	1	12	12.0	0	0
Total.....	27	256	9.5	1	62
Opponents.....	12	54	4.5	0	14

SCORING	TD	FGs	Kick	Rush	Rcv	Pass	DXP	Saf	Points
Hartley, Garret	0	17-18	35-35	0-0	0	0-0	0	0	86
Peterson, Adria	11	0-0	0-0	0-0	0	0-0	0	0	66
Kelly, Malcolm	7	0-0	0-0	0-0	0	0-0	0	0	42
Brown, Chris	3	0-0	0-0	0-0	0	0-0	0	0	18
Thompson, Paul	3	0-0	0-0	0-0	0	0-0	0	0	18
Johnson, Manuel	2	0-0	0-0	0-0	0	0-0	0	0	12
Patrick, Allen	2	0-0	0-0	0-0	0	0-0	0	0	12
Finley, Joe Jon	2	0-0	0-0	0-0	0	0-0	0	0	12
Latimer, Zach	1	0-0	0-0	0-0	0	0-0	0	0	6
Smith, Reggie	1	0-0	0-0	0-0	0	0-0	0	0	6
Iglesias, Juaqu	1	0-0	0-0	0-0	0	0-0	0	0	6
Gresham, Jermai	1	0-0	0-0	0-0	0	0-0	0	0	6
Chaney, Quentin	1	0-0	0-0	0-0	0	0-0	0	0	6
TEAM	0	0-0	0-0	0-0	0	0-0	0	1	2

KICK RETURNS	No.	Yds	Avg	TD	Long
Smith, Reggie	8	182	22.8	0	55
Iglesias, Juaqu	7	167	23.9	0	33
Peterson, Adria	7	162	23.1	0	59
Johnson, Manuel	2	34	17.0	0	16
TEAM	1	0	0.0	0	0
Total.....	25	545	21.8	0	59
Opponents.....	33	559	16.9	0	34

ALL PURPOSE	G	Rush	Rec	PR	KOR	IR	Tot	Avg/G
Peterson, Adria	6	935	127	0	162	0	1224	204.0
Kelly, Malcolm	10	0	724	0	0	0	724	72.4
Patrick, Allen	9	502	0	0	0	0	502	55.8
Iglesias, Juaqu	10	6	326	0	167	0	499	49.9
Smith, Reggie	10	0	12	244	182	0	438	43.8

2006 Oklahoma Football

Oklahoma Overall Team Statistics (as of Nov 12, 2006)

All games

TEAM STATISTICS	OU	OPP
SCORING.....	298	161
Points Per Game.....	29.8	16.1
FIRST DOWNS.....	185	145
Rushing.....	77	66
Passing.....	97	72
Penalty.....	11	7
RUSHING YARDAGE.....	1790	1117
Yards gained rushing.....	1985	1414
Yards lost rushing.....	195	297
Rushing Attempts.....	403	309
Average Per Rush.....	4.4	3.6
Average Per Game.....	179.0	111.7
TDs Rushing.....	18	7
PASSING YARDAGE.....	1929	1658
Att-Comp-Int.....	243-148-6	278-143-12
Average Per Pass.....	7.9	6.0
Average Per Catch.....	13.0	11.6
Average Per Game.....	192.9	165.8
TDs Passing.....	15	9
TOTAL OFFENSE.....	3719	2775
Total Plays.....	646	587
Average Per Play.....	5.8	4.7
Average Per Game.....	371.9	277.5
KICK RETURNS: #-YARDS.....	25-545	33-559
PUNT RETURNS: #-YARDS.....	27-256	12-54
INT RETURNS: #-YARDS.....	12-92	6-65
KICK RETURN AVERAGE.....	21.8	16.9
PUNT RETURN AVERAGE.....	9.5	4.5
INT RETURN AVERAGE.....	7.7	10.8
FUMBLES-LOST.....	26-17	17-9
PENALTIES-YARDS.....	53-405	56-440
Average Per Game.....	40.5	44.0
PUNTS-YARDS.....	40-1566	59-2358
Average Per Punt.....	39.2	40.0
Net punt average.....	36.8	34.9
TIME OF POSSESSION/GAME.....	31:41	28:19
3RD-DOWN CONVERSIONS.....	50/127	42/132
3rd-Down Pct.....	39%	32%
4TH-DOWN CONVERSIONS.....	7/10	3/9
4th-Down Pct.....	70%	33%
SACKS BY-YARDS.....	14-103	12-79
MISC YARDS.....	0	0
TOUCHDOWNS SCORED.....	35	18
FIELD GOALS-ATTEMPTS.....	17-18	11-16
ON-SIDE KICKS.....	0-1	2-3
RED-ZONE SCORES.....	37-39 95%	18-22 82%
RED-ZONE TOUCHDOWNS.....	23-39 59%	10-22 45%
PAT-ATTEMPTS.....	35-35 100%	18-18 100%
ATTENDANCE.....	507366	207011
Games/Avg Per Game.....	6/84561	3/69004
Neutral Site Games.....		1/76260

SCORE BY QUARTERS	1st	2nd	3rd	4th	Total
Oklahoma.....	89	73	68	68	298
Opponents.....	44	40	33	44	161

**2006 Oklahoma Football**  
**Oklahoma Overall Individual Statistics (as of Nov 12, 2006)**  
**All games**

RUSHING	GP	Att	Gain	Loss	Net	Avg	TD	Long	Avg/G
Peterson, Adria	6	168	983	48	935	5.6	10	53	155.8
Patrick, Allen	9	120	518	16	502	4.2	2	18	55.8
Gutierrez, Jaco	10	33	167	6	161	4.9	0	15	16.1
Thompson, Paul	10	50	195	95	100	2.0	3	27	10.0
Brown, Chris	2	20	98	2	96	4.8	3	40	48.0
Johnson, Manuel	9	2	13	0	13	6.5	0	9	1.4
Iglesias, Juaqu	10	2	6	0	6	3.0	0	4	0.6
Strong, Fred	8	1	5	0	5	5.0	0	5	0.6
TEAM	7	7	0	28	-28	-4.0	0	0	-4.0
Total.....	10	403	1985	195	1790	4.4	18	53	179.0
Opponents.....	10	309	1414	297	1117	3.6	7	58	111.7

PASSING	GP	Effic	Cmp-Att-Int	Pct	Yds	TD	Lng	Avg/G
Thompson, Paul	10	143.86	147-240-6	61.2	1914	15	73	191.4
Halzle, Joey	2	113.00	1-2-0	50.0	15	0	15	7.5
TEAM	7	0.00	0-1-0	0.0	0	0	0	0.0
Total.....	10	143.02	148-243-6	60.9	1929	15	73	192.9
Opponents.....	10	103.59	143-278-12	51.4	1658	9	67	165.8

RECEIVING	GP	No.	Yds	Avg	TD	Long	Avg/G
Kelly, Malcolm	10	46	724	15.7	7	73	72.4
Iglesias, Juaqu	10	29	326	11.2	1	37	32.6
Johnson, Manuel	9	23	255	11.1	2	32	28.3
Finley, Joe Jon	10	16	214	13.4	2	36	21.4
Peterson, Adria	6	8	127	15.9	1	69	21.2
Strong, Fred	8	8	73	9.1	0	25	9.1
Gresham, Jermai	10	6	107	17.8	1	41	10.7
Zaslaw, Dane	5	4	42	10.5	0	17	8.4
Eldridge, Brody	10	2	13	6.5	0	10	1.3
Pleasant, Ian	10	2	13	6.5	0	11	1.3
Chaney, Quentin	7	1	15	15.0	1	15	2.1
Smith, Reggie	10	1	12	12.0	0	12	1.2
Tennell, Adron	8	1	11	11.0	0	11	1.4
Gutierrez, Jaco	10	1	-3	-3.0	0	0	-0.3
Total.....	10	148	1929	13.0	15	73	192.9
Opponents.....	10	143	1658	11.6	9	67	165.8

PUNT RETURNS	No.	Yds	Avg	TD	Long
Smith, Reggie	26	244	9.4	1	62
Carter, Jason	1	12	12.0	0	0
Total.....	27	256	9.5	1	62
Opponents.....	12	54	4.5	0	14

INTERCEPTIONS	No.	Yds	Avg	TD	Long
Harris, Nic	3	11	3.7	0	11
Latimer, Zach	3	23	7.7	1	22
Walker, Marcus	2	23	11.5	0	19
Williams, Darie	1	35	35.0	0	35
Thibodeaux, Cal	1	0	0.0	0	0
Alexander, Rufu	1	0	0.0	0	0
Holmes, Lendy	1	0	0.0	0	0
Total.....	12	92	7.7	1	35
Opponents.....	6	65	10.8	1	54

KICK RETURNS	No.	Yds	Avg	TD	Long
Smith, Reggie	8	182	22.8	0	55
Peterson, Adria	7	162	23.1	0	59
Iglesias, Juaqu	7	167	23.9	0	33
Johnson, Manuel	2	34	17.0	0	16
TEAM	1	0	0.0	0	0
Total.....	25	545	21.8	0	59
Opponents.....	33	559	16.9	0	34

FUMBLE RETURNS	No.	Yds	Avg	TD	Long
Total.....	0	0	0.0	0	0
Opponents.....	3	29	9.7	1	24



**2006 Oklahoma Football**  
**Oklahoma Overall Individual Statistics (as of Nov 12, 2006)**  
**All games**

|----- PATs -----|

SCORING	TD	FGs	Kick	Rush	Rcv	Pass	DXP	Saf	Points
Hartley, Garret	0	17-18	35-35	0-0	0	0-0	0	0	86
Peterson, Adria	11	0-0	0-0	0-0	0	0-0	0	0	66
Kelly, Malcolm	7	0-0	0-0	0-0	0	0-0	0	0	42
Brown, Chris	3	0-0	0-0	0-0	0	0-0	0	0	18
Thompson, Paul	3	0-0	0-0	0-0	0	0-0	0	0	18
Johnson, Manuel	2	0-0	0-0	0-0	0	0-0	0	0	12
Patrick, Allen	2	0-0	0-0	0-0	0	0-0	0	0	12
Finley, Joe Jon	2	0-0	0-0	0-0	0	0-0	0	0	12
Chaney, Quentin	1	0-0	0-0	0-0	0	0-0	0	0	6
Gresham, Jermai	1	0-0	0-0	0-0	0	0-0	0	0	6
Latimer, Zach	1	0-0	0-0	0-0	0	0-0	0	0	6
Iglesias, Juaqu	1	0-0	0-0	0-0	0	0-0	0	0	6
Smith, Reggie	1	0-0	0-0	0-0	0	0-0	0	0	6
TEAM	0	0-0	0-0	0-0	0	0-0	0	1	2
Total.....	35	17-18	35-35	0-0	0	0-0	0	1	298
Opponents.....	18	11-16	18-18	0-0	0	0-0	0	1	161

TOTAL OFFENSE	G	Plays	Rush	Pass	Total	Avg/G
Thompson, Paul	10	290	100	1914	2014	201.4
Peterson, Adria	6	168	935	0	935	155.8
Patrick, Allen	9	120	502	0	502	55.8
Gutierrez, Jaco	10	33	161	0	161	16.1
Brown, Chris	2	20	96	0	96	48.0
Halzle, Joey	2	2	0	15	15	7.5
Johnson, Manuel	9	2	13	0	13	1.4
Iglesias, Juaqu	10	2	6	0	6	0.6
Strong, Fred	8	1	5	0	5	0.6
TEAM	7	8	-28	0	-28	-4.0
Total.....	10	646	1790	1929	3719	371.9
Opponents.....	10	587	1117	1658	2775	277.5

FIELD GOALS	FGM-FGA	Pct	01-19	20-29	30-39	40-49	50-99	Lg	Blk
Hartley, Garret	17-18	94.4	0-0	7-7	6-6	4-5	0-0	46	1

FG SEQUENCE	Oklahoma	OPPONENTS
UAB	(30)	(32),43
WASHINGTON	(44),(37),(30)	(32),(24)
Oregon	(41),(20),(20),(22),44	(22),51,(48)
Middle Tennesse	(28)	-
Texas	(35)	-
Iowa State	(46),(35)	-
Colorado	(46)	56,(39)
Missouri Tigers	(30)	(39)
Texas A&M	(23)	(28),(19),(39)
Texas Tech	(28),(23)	(32),47,28

PUNTING	No.	Yds	Avg	Long	TB	FC	I20	Blkd
Cohen, Michael	30	1235	41.2	75	1	9	6	0
Knall, Mike	10	331	33.1	42	1	2	8	0
Total.....	40	1566	39.2	75	2	11	14	0
Opponents.....	59	2358	40.0	82	2	10	14	2

KICKOFFS	No.	Yds	Avg	TB	OB	Retn	Net	YdLn
Hartley, Garret	56	3426	61.2	25	3			
Baublits, Blake	6	304	50.7	0	0			
Total.....	62	3730	60.2	25	3	559	43.1	21
Opponents.....	36	2179	60.5	11	1	545	39.3	25

Numbers in (parentheses) indicate field goal was made.

2006 Oklahoma Football  
Oklahoma Overall Individual Statistics (as of Nov 12, 2006)  
All games

ALL PURPOSE	G	Rush	Rec	PR	KOR	IR	Tot	Avg/G
Peterson, Adria	6	935	127	0	162	0	1224	204.0
Kelly, Malcolm	10	0	724	0	0	0	724	72.4
Patrick, Allen	9	502	0	0	0	0	502	55.8
Iglesias, Juaqu	10	6	326	0	167	0	499	49.9
Smith, Reggie	10	0	12	244	182	0	438	43.8
Johnson, Manuel	9	13	255	0	34	0	302	33.6
Finley, Joe Jon	10	0	214	0	0	0	214	21.4
Gutierrez, Jaco	10	161	-3	0	0	0	158	15.8
Gresham, Jermai	10	0	107	0	0	0	107	10.7
Thompson, Paul	10	100	0	0	0	0	100	10.0
Brown, Chris	2	96	0	0	0	0	96	48.0
Strong, Fred	8	5	73	0	0	0	78	9.8
Zaslaw, Dane	5	0	42	0	0	0	42	8.4
Williams, Darie	10	0	0	0	0	35	35	3.5
Latimer, Zach	10	0	0	0	0	23	23	2.3
Walker, Marcus	10	0	0	0	0	23	23	2.3
Chaney, Quentin	7	0	15	0	0	0	15	2.1
Eldridge, Brody	10	0	13	0	0	0	13	1.3
Pleasant, Ian	10	0	13	0	0	0	13	1.3
Carter, Jason	9	0	0	12	0	0	12	1.3
Harris, Nic	10	0	0	0	0	11	11	1.1
Tennell, Adron	8	0	11	0	0	0	11	1.4
TEAM	7	-28	0	0	0	0	-28	-4.0
Total.....	10	1790	1929	256	545	92	4612	461.2
Opponents.....	10	1117	1658	54	559	65	3453	345.3

2006 Oklahoma Football

Oklahoma Overall Defensive Statistics (as of Nov 12, 2006)

All games

DEFENSIVE LEADERS	GP	-----Tackles-----			TFL/Yds	-Sacks-	---Pass Def---			-Fumbles-		Blkd	
		Solo	Ast	Total			No-Yds	Int-Yds	BrUp	QBH	Rcv-Yds	FF	Kick
42 Alexander, Rufu	10	43	39	82	8.5-30	2-18	1-0	3	3	1-0	3	.	.
46 Latimer, Zach	10	30	33	63	9.0-31	2-18	3-23	3	1	.	1	.	.
41 Williams, Darie	10	36	26	62	4.5-24	2-18	1-35	3	1	1-0	2	.	.
5 Harris, Nic	10	26	22	48	6.0-36	2-5	3-11	3	3	.	.	.	.
92 Birdine, Larry	10	11	20	31	6.5-15	3-9	.	1	2	.	1	.	.
99 Ah You, C.J.	10	13	16	29	2.5-3	.	.	1	6	.	.	.	.
58 Thibodeaux, Cal	10	11	17	28	6.5-17	.	1-0	1	4	1-0	1	.	.
3 Smith, Reggie	10	18	10	28	1.5-3	.	.	4	.	.	.	.	.
11 Holmes, Lendy	10	11	16	27	5.0-18	1-9	1-0	6	1	2-0	.	.	.
16 Baker, Lewis	10	18	8	26	1.0-2	.	.	1	.	1-0	.	.	.
97 Bennett, Cory	10	10	13	23	1.0-3	.	.	.	.	.	.	.	.
40 Lofton, Curtis	10	8	15	23	1.5-6	.	.	.	.	.	1	.	.
6 Carter, Jason	9	11	9	20	.	.	.	1	.	.	.	2	.
24 Walker, Marcus	10	9	11	20	0.5-2	1-2	2-23	6	.	.	.	.	.
25 Wolfe, D.J.	10	7	8	15	0.5-1	.	.	3	.	1-0	.	.	.
96 Granger, DeMarc	10	2	12	14	3.5-9	.	.	.	1	.	.	.	.
90 Coleman, Steven	10	4	10	14	4.0-28	2-23	.	.	.	.	.	.	.
22 Clayton, Keenan	10	3	7	10	0.5-1	.	.	1	.	.	.	.	.
51 Pleasant, Demar	9	3	5	8	.	.	.	.	.	1-0	.	.	.
68 Pendleton, Carl	10	4	3	7	2.0-5	1-1	.	.	.	.	.	.	.
91 Dotson, Alonzo	7	2	2	4	.	.	.	.	.	.	.	.	.
98 Williams, John	7	3	1	4	.	.	.	.	.	.	.	.	.
23 Patrick, Allen	9	3	1	4	.	.	.	.	.	.	.	.	.
21 Gutierrez, Jaco	10	2	2	4	.	.	.	.	.	.	.	.	.
20 Carter, Quinton	3	.	1	1	.	.	.	.	.	.	.	.	.
52 Shaw, Derek	10	.	1	1	.	.	.	.	.	.	.	.	.
8A Caleb, Brandon	8	1	.	1	.	.	.	.	.	.	.	.	.
4 Kelly, Malcolm	10	1	.	1	.	.	.	.	.	.	.	.	.
19 Finley, Joe Jon	10	.	1	1	.	.	.	.	.	1-0	.	.	.
TM TEAM	7	.	.	.	.	.	.	.	.	.	.	.	1
Total.....	10	290	309	599	64-234	14-103	12-92	37	22	9-0	9	2	1
Opponents.....	10	366	359	725	56-176	12-79	6-65	18	7	16-29	18	1	1

2006 Oklahoma Football  
Oklahoma Team Game-by-Game Comparison (as of Nov 12, 2006)  
All games

Opponent	Score	-----FIRST DOWNS-----				----RUSHING----		-----PASSING-----			--TOTAL OFFENSE--		Return Yards	Turn- Overs
		Total	Rush	Pass	Pen	Number-Yards		Comp-Att-Int	Yards	Plays-Yards				
UAB.....	24-17	14/14	5/8	9/6	0/0	29-143 / 40-135		14-24- 2 / 11-17- 0	227/169	53-370 / 57-304	181/75	4/1		
WASHINGTON.....	37-20	22/17	10/8	12/9	0/0	35-181 / 40-204		21-33- 1 / 14-30- 0	272/180	68-453 / 70-384	128/40	2/1		
Oregon.....	33-34	19/26	7/11	9/14	3/1	43-207 / 32-158		13-24- 0 / 27-42- 2	174/343	67-381 / 74-501	120/114	1/4		
MIDDLE TENNESSE.....	59-0	21/7	9/3	12/4	0/0	44-190 / 28-22		14-20- 0 / 6-20- 2	272/73	64-462 / 48-95	116/108	2/5		
Texas.....	10-28	13/13	4/9	9/4	0/0	36-124 / 32-124		15-27- 2 / 11-18- 0	209/108	63-333 / 50-232	105/60	5/0		
IOWA STATE.....	34-9	17/12	5/6	12/6	0/0	34-185 / 29-89		16-27- 0 / 14-25- 2	195/149	61-380 / 54-238	77/57	0/2		
COLORADO.....	24-3	17/5	10/2	7/3	0/0	49-166 / 30-74		17-26- 0 / 3-14- 1	105/39	75-271 / 44-113	-1/41	1/2		
Missouri Tigers.....	26-10	21/20	10/6	8/12	3/2	52-231 / 27-76		11-19- 0 / 23-46- 3	127/284	71-358 / 73-360	21/28	2/4		
Texas A&M.....	17-16	16/15	12/10	3/2	1/3	45-224 / 40-204		3-12- 0 / 8-18- 1	39/63	57-263 / 58-267	46/40	2/1		
TEXAS TECH.....	34-24	25/16	5/3	16/12	4/1	36-139 / 11-31		24-31- 1 / 26-48- 1	309/250	67-448 / 59-281	100/144	4/1		
Totals.....	298-161	185/145	77/66	97/72	11/7	403-1790/309-1117		148-243- 6/143-278-12	1929/1658	646-3719/ 587-2775	893/707	23/21		

Note: Game totals are displayed in the format TEAM/OPPONENT for each category

Opponent	3rd Down		4th Down		Time of		TOP	Avg	Avg	Avg	Punting		----PENALTIES----	
	Conversions		Conversions		Possession	Margin	Yds/Rush	Yds/Pass	Yds/Play	Number-Avg	No-Yds	No-Yds		
UAB.....	3-11 / 2-11		0-0 / 0-0		24:46/ 35:14	-10:28	4.9/3.4	9.5/9.9	7.0/5.3	4-40.0 / 7-44.3	5-40	11-77		
WASHINGTON.....	5-12 / 6-16		1-1 / 0-2		30:43/ 29:17	1:26	5.2/5.1	8.2/6.0	6.7/5.5	3-44.3 / 6-48.3	7-38	6-50		
Oregon.....	4-14 / 8-14		1-1 / 1-1		34:28/ 25:32	8:56	4.8/4.9	7.2/8.2	5.7/6.8	5-45.6 / 3-36.0	8-69	6-49		
MIDDLE TENNESSE.....	4-9 / 1-11		1-2 / 0-1		30:11/ 29:49	0:22	4.3/0.8	13.6/3.7	7.2/2.0	2-28.5 / 8-39.0	2-10	2-10		
Texas.....	8-16 / 3-10		1-1 / 0-0		32:09/ 27:51	4:18	3.4/3.9	7.7/6.0	5.3/4.6	5-34.0 / 7-37.6	11-72	3-30		
IOWA STATE.....	4-12 / 1-12		1-1 / 1-1		29:22/ 30:38	-1:16	5.4/3.1	7.2/6.0	6.2/4.4	5-36.2 / 9-44.6	3-35	4-30		
COLORADO.....	9-18 / 3-13		1-2 / 0-1		36:44/ 23:16	13:28	3.4/2.5	4.0/2.8	3.6/2.6	5-32.6 / 6-35.5	5-35	3-20		
Missouri Tigers.....	5-15 / 10-19		0-1 / 0-1		36:23/ 23:37	12:46	4.4/2.8	6.7/6.2	5.0/4.9	5-42.8 / 4-24.5	5-39	8-75		
Texas A&M.....	1-9 / 6-14		1-1 / 0-0		28:36/ 31:24	-2:48	5.0/5.1	3.2/3.5	4.6/4.6	4-46.0 / 5-38.6	5-42	6-48		
TEXAS TECH.....	7-11 / 2-12		0-0 / 1-2		33:31/ 26:29	7:02	3.9/2.8	10.0/5.2	6.7/4.8	2-38.0 / 4-42.5	2-25	7-51		
Totals.....	50-127/ 42-132		7-10 / 3-9		316:53/283:07	33:46	4.4/3.6	7.9/6.0	5.8/4.7	40-39.2 / 59-40.0	53-405	56-440		

Note: Game totals are displayed in the format TEAM/OPPONENT for each category



**2006 Oklahoma Football**  
**Oklahoma By-Quarter Statistics (as of Nov 12, 2006)**  
**All games**

3rd-Down Conversions

Date	Opponent	Score	Overall	1st Qtr	2nd Qtr	3rd Qtr	4th Qtr	OT	Qtr
Sep 02	UAB.....	W 24-17	3-11 27.3%	3-4 75.0%	0-3 0.0%	0-0 0.0%	0-4 0.0%		
Sep 09	WASHINGTON.....	W 37-20	5-12 41.7%	1-3 33.3%	2-4 50.0%	2-3 66.7%	0-2 0.0%		
Sep 16	at Oregon.....	L 33-34	4-14 28.6%	0-2 0.0%	0-4 0.0%	3-4 75.0%	1-4 25.0%		
Sep 23	Middle Tennessee.....	W 59-0	4-9 44.4%	1-2 50.0%	2-4 50.0%	1-2 50.0%	0-1 0.0%		
*Oct 07	vs Texas.....	L 10-28	8-16 50.0%	1-3 33.3%	1-3 33.3%	3-5 60.0%	3-5 60.0%		
*Oct 14	Iowa State.....	W 34-9	4-12 33.3%	2-2 100.0%	2-4 50.0%	0-4 0.0%	0-2 0.0%		
*Oct 21	Colorado.....	W 24-3	9-18 50.0%	2-4 50.0%	1-4 25.0%	2-5 40.0%	4-5 80.0%		
*Oct 28	at Missouri Tigers.....	W 26-10	5-15 33.3%	2-3 66.7%	1-4 25.0%	1-2 50.0%	1-6 16.7%		
*Nov 04	at Texas A&M.....	W 17-16	1-9 11.1%	0-1 0.0%	0-1 0.0%	1-3 33.3%	0-4 0.0%		
*Nov 11	Texas Tech.....	W 34-24	7-11 63.6%	1-2 50.0%	1-2 50.0%	1-3 33.3%	4-4 100.0%		
Oklahoma			50-127 39.4%	13-26 50.0%	10-33 30.3%	14-31 45.2%	13-37 35.1%	0-0	0.0%
Opponents			42-132 31.8%	10-30 33.3%	14-37 37.8%	10-31 32.3%	8-34 23.5%	0-0	0.0%

4th-Down Conversions

Date	Opponent	Score	Overall	1st Qtr	2nd Qtr	3rd Qtr	4th Qtr	OT	Qtr
Sep 02	UAB.....	W 24-17	0-0 0.0%	0-0 0.0%	0-0 0.0%	0-0 0.0%	0-0 0.0%		
Sep 09	WASHINGTON.....	W 37-20	1-1 100.0%	0-0 0.0%	0-0 0.0%	0-0 0.0%	1-1 100.0%		
Sep 16	at Oregon.....	L 33-34	1-1 100.0%	0-0 0.0%	0-0 0.0%	0-0 0.0%	1-1 100.0%		
Sep 23	Middle Tennessee.....	W 59-0	1-2 50.0%	0-0 0.0%	1-2 50.0%	0-0 0.0%	0-0 0.0%		
*Oct 07	vs Texas.....	L 10-28	1-1 100.0%	0-0 0.0%	0-0 0.0%	0-0 0.0%	1-1 100.0%		
*Oct 14	Iowa State.....	W 34-9	1-1 100.0%	0-0 0.0%	0-0 0.0%	1-1 100.0%	0-0 0.0%		
*Oct 21	Colorado.....	W 24-3	1-2 50.0%	0-0 0.0%	0-0 0.0%	0-1 0.0%	1-1 100.0%		
*Oct 28	at Missouri Tigers.....	W 26-10	0-1 0.0%	0-0 0.0%	0-1 0.0%	0-0 0.0%	0-0 0.0%		
*Nov 04	at Texas A&M.....	W 17-16	1-1 100.0%	1-1 100.0%	0-0 0.0%	0-0 0.0%	0-0 0.0%		
*Nov 11	Texas Tech.....	W 34-24	0-0 0.0%	0-0 0.0%	0-0 0.0%	0-0 0.0%	0-0 0.0%		
Oklahoma			7-10 70.0%	1-1 100.0%	1-3 33.3%	1-2 50.0%	4-4 100.0%	0-0	0.0%
Opponents			3-9 33.3%	1-1 100.0%	0-1 0.0%	1-2 50.0%	1-5 20.0%	0-0	0.0%

Time of Possession

Date	Opponent	Score	Overall	1st Qtr	2nd Qtr	3rd Qtr	4th Qtr	OT	Qtr
Sep 02	UAB.....	W 24-17	24:46	8:43	3:47	5:00	7:16		
Sep 09	WASHINGTON.....	W 37-20	30:43	8:43	6:50	7:01	8:09		
Sep 16	at Oregon.....	L 33-34	34:28	6:47	9:07	7:57	10:37		
Sep 23	Middle Tennessee.....	W 59-0	30:11	5:56	9:35	10:12	4:28		
*Oct 07	vs Texas.....	L 10-28	32:09	6:55	9:07	8:46	7:21		
*Oct 14	Iowa State.....	W 34-9	29:22	8:09	7:04	7:20	6:49		
*Oct 21	Colorado.....	W 24-3	36:44	8:38	6:34	11:02	10:30		
*Oct 28	at Missouri Tigers.....	W 26-10	36:23	8:35	7:57	8:50	11:01		
*Nov 04	at Texas A&M.....	W 17-16	28:36	10:51	4:45	5:50	7:10		
*Nov 11	Texas Tech.....	W 34-24	33:31	8:08	6:43	8:13	10:27		
Oklahoma			Total 316:53	81:25	71:29	80:11	83:48	0:00	
			Avg. 31:41	8:08	7:08	8:01	8:22	0:00	
Opponents			Total 283:07	68:35	78:31	69:49	66:12	0:00	
			Avg. 28:18	6:51	7:51	6:58	6:37	0:00	

**2006 Oklahoma Football**  
**Oklahoma Red-Zone Results (as of Nov 12, 2006)**  
**All games**

Oklahoma Inside Opponent Red-Zone

Date	Opponent	Score	Times	Times	Total	Rush		Pass	FGs	---- Failed to score inside RZ ----					
			In RZ	Scored	Pts	TDs	TDs	TDs	Made	FGA	Downs	Int	Fumb	Half	Game
Sep 02	UAB.....	W 24-17	3	2	10	1	1	0	1	0	0	1	0	0	0
Sep 09	WASHINGTON.....	W 37-20	5	5	27	3	2	1	2	0	0	0	0	0	0
Sep 16	at Oregon.....	L 33-34	6	6	26	2	2	0	4	0	0	0	0	0	0
Sep 23	Middle Tennessee.....	W 59-0	7	6	38	5	3	2	1	0	0	0	1	0	0
*Oct 07	vs Texas.....	L 10-28	1	1	3	0	0	0	1	0	0	0	0	0	0
*Oct 14	Iowa State.....	W 34-9	4	4	24	3	1	2	1	0	0	0	0	0	0
*Oct 21	Colorado.....	W 24-3	3	3	21	3	2	1	0	0	0	0	0	0	0
*Oct 28	at Missouri Tigers.....	W 26-10	4	4	24	3	1	2	1	0	0	0	0	0	0
*Nov 04	at Texas A&M.....	W 17-16	3	3	17	2	2	0	1	0	0	0	0	0	0
*Nov 11	Texas Tech.....	W 34-24	3	3	13	1	1	0	2	0	0	0	0	0	0
<b>Totals</b>			<b>39</b>	<b>37</b>	<b>203</b>	<b>23</b>	<b>15</b>	<b>8</b>	<b>14</b>	<b>0</b>	<b>0</b>	<b>1</b>	<b>1</b>	<b>0</b>	<b>0</b>
37 of 39 (94.9%)															

Opponents Inside Oklahoma Red-Zone

Date	Opponent	Score	Times	Times	Total	Rush		Pass	FGs	---- Failed to score inside RZ ----					
			In RZ	Scored	Pts	TDs	TDs	TDs	Made	FGA	Downs	Int	Fumb	Half	Game
Sep 02	UAB.....	W 24-17	3	3	17	2	1	1	1	0	0	0	0	0	0
Sep 09	WASHINGTON.....	W 37-20	4	3	13	1	0	1	2	0	0	0	1	0	0
Sep 16	at Oregon.....	L 33-34	3	3	17	2	2	0	1	0	0	0	0	0	0
Sep 23	Middle Tennessee.....	W 59-0	0	0	0	0	0	0	0	0	0	0	0	0	0
*Oct 07	vs Texas.....	L 10-28	2	2	14	2	1	1	0	0	0	0	0	0	0
*Oct 14	Iowa State.....	W 34-9	0	0	0	0	0	0	0	0	0	0	0	0	0
*Oct 21	Colorado.....	W 24-3	0	0	0	0	0	0	0	0	0	0	0	0	0
*Oct 28	at Missouri Tigers.....	W 26-10	4	2	10	1	1	0	1	0	1	0	0	1	0
*Nov 04	at Texas A&M.....	W 17-16	3	3	13	1	1	0	2	0	0	0	0	0	0
*Nov 11	Texas Tech.....	W 34-24	3	2	10	1	0	1	1	1	0	0	0	0	0
<b>Totals</b>			<b>22</b>	<b>18</b>	<b>94</b>	<b>10</b>	<b>6</b>	<b>4</b>	<b>8</b>	<b>1</b>	<b>1</b>	<b>0</b>	<b>1</b>	<b>1</b>	<b>0</b>
18 of 22 (81.8%)															

## 2006 Oklahoma Football

Oklahoma Game Superlatives (as of Nov 12, 2006)

All games

## INDIVIDUAL GAME HIGHS

Rushes.....	35	Patrick, Allen vs Colorado (Oct 21, 2006) Patrick, Allen at Missouri Tigers (Oct 28, 2006)
Yards Rushing.....	211	Peterson, Adria at Oregon (Sep 16, 2006)
TD Rushes.....	3	Peterson, Adria vs Middle Tennessee (Sep 23, 2006)
Long Rush.....	53	Peterson, Adria vs Iowa State (Oct 14, 2006)
Pass attempts.....	33	Thompson, Paul vs WASHINGTON (Sep 09, 2006)
Pass completions....	24	Thompson, Paul vs Texas Tech (Nov 11, 2006)
Yards Passing.....	309	Thompson, Paul vs Texas Tech (Nov 11, 2006)
TD Passes.....	3	Thompson, Paul vs Middle Tennessee (Sep 23, 2006)
Long Pass.....	73	Thompson, Paul vs Middle Tennessee (Sep 23, 2006)
Receptions.....	11	Kelly, Malcolm vs Texas Tech (Nov 11, 2006)
Yards Receiving.....	164	Kelly, Malcolm vs Middle Tennessee (Sep 23, 2006)
TD Receptions.....	2	Kelly, Malcolm vs WASHINGTON (Sep 09, 2006) Kelly, Malcolm vs Iowa State (Oct 14, 2006)
Long Reception.....	73	Kelly, Malcolm vs Middle Tennessee (Sep 23, 2006)
Field Goals.....	4	Hartley, Garret at Oregon (Sep 16, 2006)
Long Field Goal.....	46	Hartley, Garret vs Iowa State (Oct 14, 2006) Hartley, Garret vs Colorado (Oct 21, 2006)
Punts.....	5	Cohen, Michael at Oregon (Sep 16, 2006) Cohen, Michael vs Colorado (Oct 21, 2006)
Punting Avg.....	50.0	Cohen, Michael at Texas A&M (Nov 04, 2006)
Long Punt.....	75	Cohen, Michael at Texas A&M (Nov 04, 2006)
Long Punt Return....	62	Smith, Reggie vs WASHINGTON (Sep 09, 2006)
Long Kickoff Return.	59	Peterson, Adria vs Texas (Oct 07, 2006)
Tackles.....	13	Williams, Darie vs WASHINGTON (Sep 09, 2006)
Sacks.....	2.0	Latimer, Zach vs Middle Tennessee (Sep 23, 2006) Williams, Darie vs Iowa State (Oct 14, 2006)
Tackles For Loss....	4.0	Alexander, Rufu vs Middle Tennessee (Sep 23, 2006)
Interceptions.....	2	Harris, Nic at Oregon (Sep 16, 2006)

2006 Oklahoma Football  
Oklahoma Game Superlatives (as of Nov 12, 2006)  
All games

TEAM GAME HIGHS

Rushes.....	52	at Missouri Tigers (Oct 28, 2006)
Yards Rushing.....	231	at Missouri Tigers (Oct 28, 2006)
Yards Per Rush.....	5.4	vs Iowa State (Oct 14, 2006)
TD Rushes.....	3	vs Middle Tennessee (Sep 23, 2006)
Pass attempts.....	33	vs WASHINGTON (Sep 09, 2006)
Pass completions....	24	vs Texas Tech (Nov 11, 2006)
Yards Passing.....	309	vs Texas Tech (Nov 11, 2006)
Yards Per Pass.....	13.6	vs Middle Tennessee (Sep 23, 2006)
TD Passes.....	3	vs Middle Tennessee (Sep 23, 2006)
Total Plays.....	75	vs Colorado (Oct 21, 2006)
Total Offense.....	462	vs Middle Tennessee (Sep 23, 2006)
Yards Per Play.....	7.2	vs Middle Tennessee (Sep 23, 2006)
Points.....	59	vs Middle Tennessee (Sep 23, 2006)
Sacks By.....	3	vs Middle Tennessee (Sep 23, 2006)
		vs Iowa State (Oct 14, 2006)
First Downs.....	25	vs Texas Tech (Nov 11, 2006)
Penalties.....	11	vs Texas (Oct 07, 2006)
Penalty Yards.....	72	vs Texas (Oct 07, 2006)
Turnovers.....	5	vs Texas (Oct 07, 2006)
Interceptions By....	3	at Missouri Tigers (Oct 28, 2006)

## 2006 Oklahoma Football

Oklahoma Game Superlatives (as of Nov 12, 2006)

All games

## OPPONENT INDIVIDUAL GAME HIGHS

Rushes.....	23	Stewart,J., at Oregon (Sep 16, 2006)
Yards Rushing.....	144	Stewart,J., at Oregon (Sep 16, 2006)
TD Rushes.....	1	WHITE, Corey, vs UAB (Sep 02, 2006) James, Kenny, vs WASHINGTON (Sep 09, 2006) Stewart,J., at Oregon (Sep 16, 2006) Dixon,Dennis, at Oregon (Sep 16, 2006) Young, Selvin, vs Texas (Oct 07, 2006) Daniel, Chase, at Missouri Tigers (Oct 28, 2006) Lane, Jorvorsk., at Texas A&M (Nov 04, 2006)
Long Rush.....	58	Hicks,Stevie, vs Iowa State (Oct 14, 2006) Goodson, Mike, at Texas A&M (Nov 04, 2006)
Pass attempts.....	48	Harrell, Graham, vs Texas Tech (Nov 11, 2006)
Pass completions....	26	Dixon,Dennis, at Oregon (Sep 16, 2006) Harrell, Graham, vs Texas Tech (Nov 11, 2006)
Yards Passing.....	341	Dixon,Dennis, at Oregon (Sep 16, 2006)
TD Passes.....	2	Dixon,Dennis, at Oregon (Sep 16, 2006) McCoy, Colt, vs Texas (Oct 07, 2006) Harrell, Graham, vs Texas Tech (Nov 11, 2006)
Long Pass.....	67	Dixon,Dennis, at Oregon (Sep 16, 2006)
Receptions.....	9	Williams,Jaison, at Oregon (Sep 16, 2006)
Yards Receiving.....	177	Williams,Jaison, at Oregon (Sep 16, 2006)
TD Receptions.....	2	Johnson, Robert, vs Texas Tech (Nov 11, 2006)
Long Reception.....	67	Williams,Jaison, at Oregon (Sep 16, 2006)
Field Goals.....	3	Neumann, Layne, at Texas A&M (Nov 04, 2006)
Long Field Goal.....	48	Martinez,Paul, at Oregon (Sep 16, 2006)
Punts.....	9	Brandtner,Mike, vs Iowa State (Oct 14, 2006)
Punting Avg.....	56.0	Douglas, Sean, vs WASHINGTON (Sep 09, 2006)
Long Punt.....	82	Douglas, Sean, vs WASHINGTON (Sep 09, 2006)
Long Punt Return....	14	Johnson,J., at Oregon (Sep 16, 2006)
Long Kickoff Return.	34	McNair, DeMarco, vs Middle Tennessee (Sep 23, 2006)
Tackles.....	17	Washington,Thad, vs Colorado (Oct 21, 2006)
Sacks.....	1.0	REGISTER, B., vs UAB (Sep 02, 2006) Stevens, Chris, vs WASHINGTON (Sep 09, 2006) Thurmond,Walter, at Oregon (Sep 16, 2006) Tuitele,A.J., at Oregon (Sep 16, 2006) Robison, Brian, vs Texas (Oct 07, 2006) Miller, Roy, vs Texas (Oct 07, 2006) Moorehead,Shawn, vs Iowa State (Oct 14, 2006) Curvey,Brent, vs Iowa State (Oct 14, 2006) Rubin,Ahtyba, vs Iowa State (Oct 14, 2006) Williams, Loren, at Missouri Tigers (Oct 28, 2006) Harrington, C., at Texas A&M (Nov 04, 2006) Nitschmann, S., vs Texas Tech (Nov 11, 2006)
Tackles For Loss....	3.0	Sabb, J.K., vs Middle Tennessee (Sep 23, 2006)
Interceptions.....	2	Ross, Aaron, vs Texas (Oct 07, 2006)



2006 Oklahoma Football  
Oklahoma Game Superlatives (as of Nov 12, 2006)  
All games

OPPONENT TEAM GAME HIGHS

Rushes.....	40	vs UAB (Sep 02, 2006) vs WASHINGTON (Sep 09, 2006) at Texas A&M (Nov 04, 2006)
Yards Rushing.....	204	vs WASHINGTON (Sep 09, 2006) at Texas A&M (Nov 04, 2006)
Yards Per Rush.....	5.1	vs WASHINGTON (Sep 09, 2006) at Texas A&M (Nov 04, 2006)
TD Rushes.....	2	at Oregon (Sep 16, 2006)
Pass attempts.....	48	vs Texas Tech (Nov 11, 2006)
Pass completions....	27	at Oregon (Sep 16, 2006)
Yards Passing.....	343	at Oregon (Sep 16, 2006)
Yards Per Pass.....	9.9	vs UAB (Sep 02, 2006)
TD Passes.....	2	at Oregon (Sep 16, 2006) vs Texas (Oct 07, 2006) vs Texas Tech (Nov 11, 2006)
Total Plays.....	74	at Oregon (Sep 16, 2006)
Total Offense.....	501	at Oregon (Sep 16, 2006)
Yards Per Play.....	6.8	at Oregon (Sep 16, 2006)
Points.....	34	at Oregon (Sep 16, 2006)
Sacks By.....	3	vs Iowa State (Oct 14, 2006)
First Downs.....	26	at Oregon (Sep 16, 2006)
Penalties.....	11	vs UAB (Sep 02, 2006)
Penalty Yards.....	77	vs UAB (Sep 02, 2006)
Turnovers.....	5	vs Middle Tennessee (Sep 23, 2006)
Interceptions By....	2	vs UAB (Sep 02, 2006) vs Texas (Oct 07, 2006)