

OKLAHOMA

Oklahoma Football Media Contacts

Pete Moris, Assistant Athletics Director - Communications
 O: (405) 325-0096 | pmoris@ou.edu
Karl Anderson, Assistant Director
 O: (405) 325-8571 | karl.anderson@ou.edu
Jordan Christiansen, Graduate Assistant
 O: (405) 325-8413 | jordanc@ou.edu



153 FIRST-TEAM ALL-AMERICANS | 454 FIRST-TEAM ALL-CONFERENCE SELECTIONS | 5 HEISMAN WINNERS | 64 NATIONAL AWARD RECIPIENTS

2013 Schedule

Date	Opponent	Time/Result	TV
8/31	ULM	W 34-0	PPV
9/7	WEST VIRGINIA	W 16-7	FOX
9/14	TULSA	W 51-20	ESPN2
9/28	at Notre Dame	W 35-21	NBC
10/5	TCU	W 20-17	FOX
10/12	vs. Texas*	11 a.m.	ABC
10/19	at Kansas	2:30 p.m.	ABC/ESPN/2
10/26	TEXAS TECH	TBA	TBA
11/7	at Baylor	6:30 p.m.	FS1
11/16	IOWA STATE	TBA	TBA
11/23	at Kansas State	TBA	TBA
12/7	at Oklahoma State	TBA	TBA

* - Cotton Bowl (Dallas, Texas)
 All times Central, home games in ALL CAPS



No. 12 Oklahoma (5-0, 2-0 Big 12)
SOONERS

The Game At A Glance

Date: Saturday, Oct. 12, 2013
 Time: 11 a.m. CT
 Location: Dallas, Texas
 Venue: Cotton Bowl
 Surface: Grass
 Capacity: 92,100
 Series: Texas leads, 59-43-5
 Last Meeting: .. OU 63, Texas 21 (10/13/12)



Texas (3-2, 2-0 Big 12)
LONGHORNS

Sooners, Longhorns Renew AT&T Red River Rivalry, OU Seeks Seventh 6-0 Start Under Bob Stoops

- Oklahoma is coming off a 20-17 victory vs. TCU (10/5), while Texas posted a 31-30 win at Iowa State (10/3).
- The Sooners have been 5-0 nine times under Bob Stoops and have gone 6-0 in seven of those nine seasons.
- Saturday marks the 108th installment of the AT&T Red River Rivalry, a series that dates back to 1900 and has been played in Dallas on 90 previous occasions. The 2013 game marks the 85th consecutive meeting in Dallas.
- OU has claimed the Golden Hat Trophy and the Governors Trophy by defeating Texas each of the past three years. OU's current senior class seeks to become the third group under Stoops to post a perfect 4-0 mark against the Longhorns
- Oklahoma is 9-5 vs. Texas under Stoops, including a five-game winning streak from 2000-04.
- The Sooners are ranked No. 12 in the AP Poll and are No. 10 in the USA Today Coaches Poll.

Oklahoma Looking For 11th Straight Big 12 Victory, Continue Opportunistic Ways vs. Texas

- OU has won 10 straight Big 12 games, the club's longest streak since winning 17 straight (2003-05) and 13 consecutive Big 12 games (2000-01). Over the current 10-game Big 12 victory stretch, OU has won by an average margin of 39.4 to 24.0, while outgaining those foes by 112.0 yards per game (500.7 to 388.7).
- The Sooners are +3 (9 takes/6 gives) in turnover differential in 2013 and are +53 (42/7) in points off turnovers.
- The Sooners are 35-2 (.946) under Stoops with no giveaways. QB Blake Bell owns a streak of 120 consecutive pass attempts without throwing an INT dating back to 2012, the fifth-longest active streak among FBS passers.
- During OU's three-game winning streak over Texas, the Sooners are +8 (10 takes/2 gives) in the turnover column.

Sooners Returning to Dominant Defensive Roots, Continue Productive Performances on the Ground

- Oklahoma has won 29 straight games when allowing 21 points or fewer dating back to 2009 (3-0 vs. Texas).
- Oklahoma (#12), Oregon (#2) and Louisville (#8) are the only 5-0 AP Top 25 teams that have allowed 21 points or less in every game in 2013. OU is 8-1 under Stoops vs. UT when allowing 21 or less.
- Dating back to 2010, OU is 28-2 (.933) when scoring 30 points or more (3-0 vs. UT), including 12 straight victories.
- The Sooners are 58-1 under Stoops (4-0 in 2013) when rushing for 200+ yards, including 30 straight wins. OU is second in the Big 12 in rushing (246.0 ypg), while RB Brennan Clay is second in the conference (90.0 ypg).
- OU ranks 10th in the FBS in third-down defense at 27.1% (19-70) and is one of five 5-0 (or better) teams in the top 10.
- OU leads the Big 12 in scoring defense (13.0 ppg), total defense (281.6 ypg), pass defense (168.4 ypg), third-down defense (27.1%), TOP (33:36), and pass defense eff. (90.4). No Big 12 team has fewer penalties than OU (26-213).
- Oklahoma has registered 38 straight wins when leading at halftime, outscoring foes 87-21 in the first half in 2013

Tale of the Tape in Oklahoma's Three-Game Red River Rivalry Winning Streak

- OU has outscored UT 146-58 (48.7-19.3 ppg) in the last three meetings, outgained UT by an average of 189.7 ypg.
- Dating back to the 2010 season, Texas is 4-12 (.250) when scoring 21 points or less, going 0-3 vs. Oklahoma.
- OU registered 667 yards of total offense vs. Texas in 2013, the Sooners' highest total ever amassed vs. Texas.
- Compared to the five-game mark in 2012, the Sooners are allowing 8.0% fewer third-down conversions in 2013.

COUNTDOWN TO HISTORY

4

Wins needed by head coach Bob Stoops to bypass Barry Switzer (157) for the most coaching victories in Oklahoma history. Oklahoma is the only college football program in history to have four coaches with 100 or more career victories.

Coach	Years	Record	Pct.
Barry Switzer	1973-88	157-29-4	.837
BOB STOOPS	1999-13	154-37-0	.806
Bud Wilkinson	1947-63	145-29-4	.826
Bennie Owen	1905-26	122-54-16	.677

FBS LEADERS, SCORING DEFENSE, MIN. 5 GAMES

Team	PPG	Pts.	21 Pts/Less
1. #8 Louisville	6.8	34	5
2. #2 Oregon	11.8	59	5
3. #6 Florida State	12.0	60	4
4. #17 Florida	12.2	61	5
#1 Alabama	12.2	61	4
6. #12 Oklahoma	13.0	65	5

5-0 AP TOP 25 TEAMS, ALL FBS OPPONENTS

Team	Opp.	Combined Record
#5 Stanford	(15-12) SJSU, Army, ASU, WSU, UW	
#12 Oklahoma	(12-16) ULM, WVU, Tulsa, ND, TCU	
#19 Michigan	(11-17) CMU, ND, UConn, Akron, Minn	

FIRST-HALF SOONER SHUTDOWN VS. TCU

• In a 20-17 win vs. TCU, Oklahoma's defense was stifling in the first half. Here is a look at numbers.

Team	Pts	1st Dns	Total Off.	3 & Outs
OU	13	14	43-200	1
TCU	0	0	18-16	7

STAT OF THE WEEK

57-0

• OU has outscored foes 57-0 in the second quarter in 2013.



Support provided to OU Athletics Communications by STATS, LLC.

GETTING DEFENSIVE

5-GAME SOONER STATS - 2012 & 2013

Stat	2012	2013	Improvement
Points	85	65	20 fewer allowed
1st Downs	74	69	5 fewer allowed
3rd Downs	35.1	27.1	8.0% lower
3rd Downs	26-74	19-70	7 fewer allowed
Total YPG	300.2	281.6	18.6 fewer YPG
Rush YPG	128.8	111.2	17.6 fewer YPG
Pass YPG	171.4	168.4	3.0 fewer YPG
Takeaways	7	9	2 more

TALE OF THE TAPE - OU VS. TEXAS

KEY STATS FROM SOONERS' 3-GAME RED RIVER WINNING STREAK

Year	Score	Oklahoma Total Off.	Texas Total Off.	OU Rush	UT Rush	OU Takes
2010	28-20	91-360	64-373	52-124	22-107	+2 (2/0)
2011	55-17	71-453	81-259	19-86	45-36	+4 (5/1)
2012	63-21	90-677	60-289	51-343	23-74	+2 (3/1)
Totals	146-58	252-1,490	205-921	122-553	90-217	+8 (10/2)
Avg.	48.7-19.3	84.0-496.7	68.3-307.0	40.7-184.3	30.0-72.3	+2.7 OU

FOLLOW THE GAME



Television (ABC)

Brent Musberger.....play-by-play
 Todd Blackledge.....analyst
 Heather Cox.....sideline reporter

Radio (Sooner Network)

Flagship: KOKC AM-1520
 Internet: SoonerSports.com (subscription)
 Sirius/XM: 91
 Toby Rowland.....play-by-play
 Merv Johnson.....analyst
 Chris Plank.....sideline
 Dusty Dvoracek/Teddy Lehman.....sideline analysts
 pre/postgame hosts



Westwood One Radio (National Radio)

John Sadak.....play-by-play
 Tim Brown.....analyst

Sooner Sports TV - Saturdays

Sooner Sports Gameday 5 p.m.
 Official pregame show on FS Oklahoma
Sooner Sports Overtime After game
 Official postgame show on FS Oklahoma



TEAM COMPARISON

(GAMES THROUGH 10/5)

	OU	TEXAS
Scoring Offense Per Game	31.2	32.4
Scoring Defense Per Game	13.0	28.4
First Downs Per Game	31.2	32.4
Rushing Yards Per Game	246.0	192.2
Rushing Defense Per Game	113.2	248.4
Passing Yards Per Game	209.2	266.8
Passing Defense Per Game	168.4	217.0
Total Offense Per Game	455.2	459.0
Total Defense Per Game	281.6	465.4
Int. thrown/Opp Int. Thrown	3/6	2/3
Sacks by/Allowed	8/7	11/9
Third Down Off./Def.	41.6/27.1	40.2/45.9
Red Zone Off./Def.	87.0/80.0	92.3/90.5
Kickoff Return Avg.	21.0	21.4
Punt Return Avg.	10.9	9.1
Fum. Lost/Gained	3/3	3/8
Penalties/Yds per game	5.2/42.6	5.6/53.2
Field Goals	12-13	5-6

NCAA RANKING COMPARISON

(GAMES THROUGH 10/5)

	OU	TEXAS
Scoring Offense	T-57th	T-47th
Scoring Defense	6th	77th
First Downs	T-41st	T-51st
First Downs Defense	T-5th	T-97th
Rushing Offense	17th	48th
Rushing Defense	23rd	117th
Passing Offense	88th	42nd
Passing Defense	10th	T-49th
Total Offense	41st	39th
Total Defense	9th	108th
Sacks	T-77th	T-46th
Sacks Allowed	T-42nd	T-62nd
Turnover Margin	T-41st	T-12th
Third Down Offense	T-59th	69th
Third Down Defense	10th	105th
Red Zone Offense	T-42nd	24th
Red Zone Defense	T-49th	T-102nd
Kickoff Return Avg.	T-71st	59th
Punt Return Avg.	T-38th	53rd

THE TEAMS AT A GLANCE



OKLAHOMA Sooners

Oklahoma is 5-0 for the ninth time under head coach Bob Stoops, including three times in the last four seasons.

Most recently, Oklahoma won at home against TCU, 20-17 (10/5), putting Stoops four wins away from passing Barry Switzer (157 wins) for most coaching victories in OU history.

Offense

Quarterback Blake Bell has excelled since being named the starter. On the year he has completed 69 percent of his passes with six touchdowns and no interceptions. Running back Brennan Clay leads the ground attack (450 yards), and he is one of five OU players with at least 125 rushing yards on the year. The passing game has been spread around to 12 different players, led by Jalen Saunders (22 rec., 213 yards, 3 TDs) and Sterling Shepard (21, 266, 3 TDs).

Defense

The Oklahoma defense ranks ninth in the country, allowing 281.6 yards per game, though it will have to move on without injured LB Corey Nelson, who led the team in TFL (3.0) and was second in tackles (27). Fellow LB Frank Shannon leads the unit with 34 tackles, while DE Charles Tapper leads the team in both sacks (2.5) and TFL (3.0). Defensive backs Gabe Lynn and Julian Wilson each have two interceptions this year.

Special Teams

Michael Hunnicutt has hit on 12-13 field goals this year, while Nick Hodgson has recorded touchbacks on 24 of his 33 kickoffs. Punter Jed Barnett is averaging 41.6 yards per kick. Jalen Saunders has averaged 10.9 yards on his 10 punt returns, while Trey Franks has a team-best 30.7 yards on three kick returns.



Texas Longhorns

After a season-opening win against New Mexico State (8/31), Texas dropped back-to-back games against BYU (9/7) and Ole

Miss (9/14), but the Longhorns have since bounced back with a pair of Big 12 wins over Kansas St. (9/21) and Iowa St. (10/3).

Offense

Quarterback David Ash has been ruled out for the matchup with the Sooners, meaning Case McCoy will get the start. McCoy has completed 61 percent of his passes with two touchdowns and no interceptions. Three WRs have stepped up for Texas this year in Jaxon Shipley (27 rec., 288 yards., 0 TDs), Mike Davis (26, 287, 4) and Kendal Sanders (21, 211, 1). Johnathan Gray has been the top runner, gaining 439 yards with a 5.4 average per rush.

Defense

The Texas defense ranks 108th in the nation, yielding 465.4 yards per game. The Longhorns have been particularly poor at stopping the run, as their average of 248.4 yards per game allowed sits 117th in the nation. The unit suffered a blow when Jordan Hicks was ruled out for the year with an achilles injury. Steve Edmond becomes the team's top tackler with 35 stops, while Malcolm Brown, Jackson Jeffcoat and Cedric Reed all have at least 5.0 tackles for loss.

Special Teams

Anthony Fera serves as both the team's punter and kicker. He has made five of his six field goals and has averaged 43.6 yards per punt. Quandre Diggs has a team-high five punt returns with an average of 9.6 per return, while Kendal Sanders has a team-best eight kick returns, averaging 24.6 yards on those returns.

OKLAHOMA LEADERS

Category	Player	Total
Touchdowns	Three Players	3
Rush Yards	Clay	450
Pass Touchdowns	Bell	6
Receptions	Saunders	22
Receiving Yards	Shepard	266
Tackles	Shannon	34
Interceptions	Lynn/Wilson	2
Punting Avg.	Barnett	41.6
Punt Return Avg.	Saunders	10.9
KO Return Avg.	Franks	30.7

TEXAS LEADERS

Category	Player	Total
Touchdowns	Davis/Gray	5
Rush Yards	Gray	439
Pass Touchdowns	Ash	7
Receptions	Shipley	27
Receiving Yards	Shipley	288
Tackles	Hicks	41
Interceptions	Three Players	1
Punting Avg.	Fera	43.6
Punt Return Avg.	Johnson	10.0
KO Return Avg.	Sanders	24.6

AWARD WINNERS

- **Big 12 Defensive Player of the Week - DB Gabe Lynn (9/9/13)**
Interception, fumble recovery and three tackles vs. WVU
- **Big 12 Offensive Player of the Week - QB Blake Bell (9/16/13)**
27-of-37 for 413 yards, 0 INTs and four TDs vs. Tulsa

OU-TEXAS SERIES (43-59-5)

(STOOPS ERA AT OU, 9-5)

Date	Result	Off Note
10/09/99	L, 38-28	UT rallies from 17-0 deficit in 1st qtr.
10/07/00	W, 63-14	Griffin breaks OU record with 6 rush TDs
10/06/01	W, 14-3	Williams' play leads to Lehman's INT TD
10/12/02	W, 35-24	Griffin rushes for 248 yards as OU rallies
10/11/03	W, 65-13	Most points, biggest margin in series history
10/09/04	W, 12-0	Peterson gains 225 yards; First UT shutout since 1980
10/08/05	L, 45-12	UT ends its longest losing streak in rivalry in 60 yrs.
10/07/06	L, 28-10	UT's Ross returns fumble for TD, 2 INT in 4th qtr.
10/06/07	W, 28-21	Bradford: 21-32, 244 yds., 3 TDs
10/11/08	L, 45-35	Texas rallies to upset top-ranked Sooners
10/17/09	L, 16-13	Bradford exits in first quarter with injury
10/02/10	W, 28-20	Murray rushes for 2 TDs, Jones throws 2 TDs
10/08/11	W, 55-17	Jones, OU defense each account for 3 TDs
10/13/12	W, 63-21	OU jumps out to 36-2 halftime lead in blowout

Twitter

@SoonerSportscom @OU_Football
 @SoonerSportsTV @OUontheAir



QUICK FACTS

	Oklahoma	Texas
Location	Norman, OK	Austin, TX
Founded	1890	1883
Enrollment	30,754	52,076
Nickname	Sooners	Longhorns
Colors	Crimson, Cream Burnt Orange, White	
Conference	Big 12	Big 12
Stadium Capacity	82,112	100,119
All-time Record	835-310-53	870-336-33
Bowls (Record)	46 (27-18-1)	51 (27-22-2)
Lettermen Ret/Lost	45/22	51/14
2012 Record	10-3	9-4
2012 Conf. Record	8-1	5-4
2012 Conf. Finish	T-1st	T-3rd
2012 Final AP Ranking	15th	19th

ACTIVE WIN LIST

Head coach Bob Stoops is one of the winningest active head coaches in college football with at least 10 years experience (games at FBS schools only).

By Percentage

- .841 (122-23)..... Urban Meyer..... Ohio State
- .806 (154-37)..... BOB STOOPS..... OKLAHOMA**
- .752 (118-39)..... Gary Patterson..... TCU
- .748 (122-41)..... Mark Richt..... Georgia
- .742 (203-70-2)..... Brian Kelly..... Notre Dame

By Total Wins

- 233..... Mack Brown..... Texas
- 221..... Frank Beamer..... Virginia Tech
- 212..... Steve Spurrier..... South Carolina
- 172..... Bill Snyder..... Kansas State
- 168..... Gary Pinkel..... Missouri
- 159..... Nick Saban..... Alabama
- 154..... BOB STOOPS..... OKLAHOMA**

By Wins Per Year (Entering 2013 Season)

- 10.6..... BOB STOOPS..... OKLAHOMA**
- 10.5..... Urban Meyer..... Ohio State
- 9.8..... Mark Richt..... Georgia
- 9.7..... Gary Patterson..... TCU
- 9.4..... Les Miles..... LSU

COACHING LONGEVITY

Only three active FBS coaches have been at their schools for more consecutive seasons than Bob Stoops at OU.

- Frank Beamer..... Virginia Tech..... 1987
- Larry Blakeney..... Troy..... 1991
- Mack Brown..... Texas..... 1998
- BOB STOOPS..... OKLAHOMA..... 1999**
- Kirk Ferentz..... Iowa..... 1999

HAYDEN FRY COACHING TREE

- Current FBS coaches who were assistants under Hayden Fry at Iowa:
- Bret Bielema..... Arkansas
 - Kirk Ferentz..... Iowa
 - Dan McCarney..... North Texas
 - Bo Pelini..... Nebraska
 - Bill Snyder..... Kansas State
 - Bob Stoops..... Oklahoma**

THE HEAD COACHES



**Bob Stoops
Oklahoma**

Bob Stoops has registered 154 career wins, needing only four more to pass Barry Switzer (157) for the most victories in Oklahoma history, meaning the Sooners' head coach is poised to attain another historic milestone in 2013.

The only head coach to reach all four BCS games and the BCS National Championship Game, Stoops has guided the Sooners to four appearances in a national title contest, claiming college football's crown in 2000. Of Stoops' 14 bowl appearances with the Sooners, eight of those games have been of the BCS variety.

Along the way, he has picked up 17 coach of the year citations, including eight on the national level (only five coaches nationally have won more conference coach of the year awards), and watched five assistant coaches move into Football Bowl Subdivision head coaching positions.

From 1999-2012, no team from a BCS conference owned more victories or a better winning percentage than Oklahoma (149-37, .801). Under his direction, OU is one of two FBS schools with 11 seasons of at least 10 wins since 2000.

Among schools from BCS conferences, only Alabama (61) and Oregon (56) compiled more victories from 2008-12 than Oklahoma (52), while only LSU and Stanford can join those three schools in boasting 10 or more victories in each of the past three campaigns.

Two Heisman winners and five Heisman finalists have been characteristic of the talent Stoops and his staff have attracted. The offenses have been among the best in college football history (the 2008 team was the first to score 60 or more points in five straight games en route to scoring an NCAA record 716 points).

The defense has been stingy and is the only program to produce two players who won the Thorpe and Nagurski Awards in the same season.

The son of a coach, Stoops was a four-year starter at Iowa. He began his coaching career in 1983 as a volunteer in the Hawkeye program under Hayden Fry, working through the ranks until he became co-defensive coordinator at Kansas State (1991-95).

Eventually, he left for Florida and a three-year stint as Steve Spurrier's defensive coordinator. It was with the Gators, and a national championship team in 1996, that the spotlight found Stoops and made him one of the hottest names in the profession.



**Mack Brown
Texas**

Mack Brown is in his 16th season as the head coach of the Longhorns with a mark at Texas of 153-45 (.773) and a 239-119-1 record in 29 seasons as a head coach.

The 2005 Paul W. "Bear" Bryant National Coach of the Year award winner, and coach of the 2005 BCS National Champions, he is one of a handful of coaches in the history of college football to lead two separate programs to a top five national finish.

A member of the Longhorn Hall of Honor, Brown entered the 2013 season ranked 11th on the NCAA all-time wins list, and he is one of just four active coaches to have reached the 200-victory plateau.

He is also one of only two coaches nationally to direct his teams to 20 bowls in the last 21 seasons and 22 winning seasons in the last 23 years, along with being one of only seven active coaches at FBS schools to have won 100 games at their current school. His 153 wins at Texas are the third-most in the nation in the last 15 years, and his 220 wins overall since 1990 are the most nationally.

UT's program managed at least 10 wins just three times in the 15 years prior to his arrival in 1998, but has done so nine times in his 15 seasons, including a streak of nine consecutive that is the second-longest in NCAA history. Brown has also led the Longhorns to six seasons of at least 11 wins.

Under Brown, Texas has won nine of its last 11 bowl games and has a 10-4 record overall, including a UT record streak of 12 consecutive bowl appearances. In the 15 years prior to Brown's arrival, Texas went to eight bowls and was 2-6. The 10 bowl wins give Brown the most in Texas history, passing Darrell Royal's eight. In addition, the streak includes a BCS National Championship, another BCS National Championship Game appearance and three BCS Bowl wins.

Since Brown came to Austin, the Horns have finished the year ranked in the Top 15 in 10 of the last 13 years, which includes a string of 10 straight. They also have seven Top 10 finishes and five Top Five rankings. Prior to Brown's arrival in 1998, the last time Texas had finished the year in the Top 10 was 1983. In addition, Texas leads the nation in all-time appearances in the BCS rankings with 102, which is nine more than Florida and Oklahoma.

Prior to arriving at Texas, Brown spent 10 seasons as head coach at North Carolina (1988-97), three seasons at Tulane (1985-87) and one season at Appalachian State (1983).

STOOPS SUMMARY

- OU Head Coach..... 15th Season, 154-37 (.806)
- Big 12 Record..... 94-22 (.810)
- Bowl Game Record..... 7-7 (.500)
- Home Record..... 85-5 (.944)
- Away Record..... 44-18 (.710)
- Neutral Record..... 25-14 (.641)
- vs. Ranked Opponents..... 47-22 (.681)
- vs. Non-Conference Opponents..... 54-14 (.794)
- vs. Texas..... 9-5 (.643)
- Alma Mater..... Iowa (1983)

BROWN SUMMARY

- Texas Head Coach..... 16th Season, 153-45 (.773)
- Overall Head Coach..... 29th Season, 239-119-1 (.637)
- Bowl Game Record..... 13-7 (.650)
- vs. OU..... 6-10 (.375)
- Alma Mater..... Florida State (1974)

THE LAST TIME VS. TEXAS

10.13.12 • Cotton Bowl Stadium (92,500) • Dallas, Texas



#15 Texas	21
#13 Oklahoma	63

DALLAS, Texas (AP) — Damien Williams broke off a 95-yard touchdown run for the longest rush in Red River Rivalry history, Blake Bell powered his way in for four TDs and No. 13 Oklahoma beat No. 15 Texas 63-21 for its third straight victory in the series.

Landry Jones threw for 321 yards and two touchdowns, and fullback Trey Millard had a career-best 119 yards receiving as the Sooners (4-1, 2-1 Big 12) added another rout to Bob Stoops' impressive rivalry resume.

After Texas' second of four straight three-and-outs to start the game, Williams zipped through a hole on the right side of the line and got a smashing block from receiver Kenny Stills against Quandre Diggs to clear the way for the longest run in the rivalry's 107 games. Millard then went hurdling over safety Mykkel Thompson to turn a short pass into a 73-yard gain and set up Bell's third score as the Sooners reeled off 23 straight points in the second quarter.

Score by Quarters	1	2	3	4	Score	
-----	--	--	--	---	---	
Texas	2	0	6	13	-	21 Record: (4-2, 1-2)
Oklahoma	13	23	10	17	-	63 Record: (4-1, 2-1)

Scoring Summary

- 1st 08:48 OU - Bell, Blake 8 yd run (Hunnicut, Mike kick blockd), 14-75 6:12
- 08:48 UT - Diggs, Quandre PAT return
- 04:09 OU - Williams, Damie 95 yd run (Hunnicut, Mike kick), 2-95 0:20
- 2nd 12:39 OU - Bell, Blake 1 yd run (Hunnicut, Mike kick), 11-62 4:42
- 09:41 OU - Bell, Blake 1 yd run (Hunnicut, Mike kick), 4-77 1:48
- 06:28 OU - team safety
- 03:28 OU - Bell, Blake 1 yd run (Hunnicut, Mike kick), 8-47 2:53
- 3rd 12:43 UT - Byndom, Carrin 28 yd interception return (Fera, Anthony kick failed)
- 07:42 OU - Hunnicutt, Mike 36 yd field goal, 10-49 4:55
- 01:25 OU - Millard, Trey 25 yd pass from Jones, Landry (Hunnicut, Mike kick), 6-79 2:31
- 4th 14:02 OU - Hunnicutt, Mike 32 yd field goal, 5-24 1:10
- 06:41 OU - Brown, Justin 14 yd pass from Jones, Landry (Hunnicut, Mike kick), 7-56 3:02
- 04:43 UT - Davis, Mike 44 yd pass from McCoy, Case (Jordan, Nick kick), 4-75 1:57
- 02:15 OU - Clay, Brennan 1 yd run (Hunnicut, Mike kick), 6-56 2:22
- 00:00 UT - Harris, John 19 yd pass from McCoy, Case, 9-74 2:10

	UT	OU
FIRST DOWNS.....	13	30
RUSHES-YARDS (NET).....	23-74	51-343
PASSING YDS (NET).....	215	334
Passes Att-Comp-Int.....	37-18-2	39-22-1
TOTAL OFFENSE PLAYS-YARDS.....	60-289	90-677
Fumble Returns-Yards.....	0-0	0-0
Punt Returns-Yards.....	0-0	5-67
Kickoff Returns-Yards.....	6-125	3-96
Interception Returns-Yards....	1-28	2-14
Punts (Number-Avg).....	8-49.6	4-38.5
Fumbles-Lost.....	1-1	1-0
Penalties-Yards.....	5-37	8-60
Possession Time.....	22:58	37:02
Third-Down Conversions.....	4 of 13	11 of 18
Fourth-Down Conversions.....	0 of 1	1 of 1
Red-Zone Scores-Chances.....	1-1	8-8
Sacks By: Number-Yards.....	1-10	1-5

RUSHING: Texas-Johnson, Daje 4-41. Oklahoma-Williams, Damie 22-167; Clay, Brennan 8-59; Whaley, Dom 6-51; Millard, Trey 3-45; Bell, Blake 11-31; Jones, Landry 1-minus 10.

PASSING: Texas-Ash, David 13-29-2-113; McCoy, Case 5-8-0-102. Oklahoma-Jones, Landry 21-37-1-321; Bell, Blake 1-2-0-13.

RECEIVING: Texas-Davis, Mike 5-89. Oklahoma-Millard, Trey 5-119; Brown, Justin 5-73; Stills, Kenny 3-37; Saunders, Jalen 2-54; Metoyer, Trey 2-14; Shepard, S. 2-9; Bester, L. 1-13; Williams, Damien 1-10; Finch, Roy 1-5.

INTERCEPTIONS: Texas-Byndom, Carrin 1-28. Oklahoma-Jefferson, Tony 1-14; Colvin, Aaron 1-0.

FUMBLES: Texas-Ash, David 1-1. Oklahoma-Millard, Trey 1-0.

SACKS (UA-A): Texas-Moore, Brandon 1-0. Oklahoma-King, David 1-0.

TACKLES (UA-A): Texas-Thompson, Mykke 5-7. Oklahoma-Jefferson, Tony 5-2; Hurst, Demontre 1-3; Harris, Javon 1-3; Paulsen, Jesse 2-1; McFarland, Jama 2-1; Lynn, Gabe 2-1; Bird, Jaydan 1-2; Wort, Tom 2-0; Harris, Lamar 2-0; Wilson, Julian 2-0; Nelson, Corey 2-0; Walker, Casey 1-1; Franklin, Aaron 1-1; Hunnicutt, Mike 1-0; Shannon, Frank 1-0; Anderson, M. 1-0; Onuoha, Mike 1-0; Bester, Lacoltan 1-0; Ndulue, Chuka 1-0; Favors, Rashod 1-0; King, David 1-0; Washington, R.J. 0-1.

OKLAHOMA FBS RANKINGS DURING THE STOOPS ERA

(among teams in FBS since 1999; through games as of 10/5/13)

Rank	Category	Total
No. 2	Wins	154
No. 2	Fewest Losses	37
No. 2	Winning Percentage	.806
No. 2	Touchdowns Scored	904
No. 2	Total Points Scored	7048
No. 2	Total First Downs	4,364
No. 2	Offensive Touches	11,680
No. 2	3rd-Down Conversions	1,247
No. 2	3rd-Down Defense	31.3%
No. 2	Safeties Recorded	17
No. 2	Punt Returns	584
No. 3	Points Per Game	36.9
T-No. 3	Turnovers Forced	419

Career Games/Starts

Players	GP/GS	Players	GP/GS
LB Corey Nelson	45/27	DB Quentin Hayes	13/5
FB Trey Millard	45/15	OL Derek Farniok	11/0
OL Gabe Ikard	44/42	OL Nila Kasitati	10/4
DB Aaron Colvin	43/30	OL Ty Darlington	10/1
OL Austin Woods	42/0	DE Charles Tapper	9/5
WR Jalen Saunders	40/26	DE P.L. Lindley	9/0
OL Bronson Irwin	39/14	DT Torrea Peterson	9/0
RB Roy Finch	39/9	OL John-Philip Hughes	7/0
RB Brennan Clay	38/10	K Nick Hodgson	6/0
DB Gabe Lynn	36/18	DB Zack Sanchez	5/5
DB Trey Franks	30/6	DB Stanvon Taylor	5/1
DB Julian Wilson	29/7	LB Dominique Alexander	5/0
K Michael Hunnicutt	29/0	P Jed Barnett	5/0
OL Adam Shead	27/23	WR Grant Bothun	5/0
LB Aaron Franklin	27/0	DE Matt Dimon	5/0
FB Aaron Ripkowski	26/2	LB Jordan Evans	5/0
QB Blake Bell	25/3	OL Kyle Marrs	5/0
LB Caleb Gastelum	25/0	DE Chaz Nelson	5/0
OL Daryl Williams	24/16	RB Alex Ross	5/0
DE Chuka Ndulue	24/11	OL Dionte Savage	5/0
WR Jaz Reynolds	24/9	DT Jordan Wade	4/1
OL Tyrus Thompson	23/10	OL Tony Feo	4/0
DE Geneo Grissom	22/5	RB Keith Ford	4/0
WR Sterling Shepard	18/9	DE Mike Onuoha	4/0
LB Eric Striker	18/5	DB Ahmad Thomas	4/0
LB Frank Shannon	17/7	WR Derrick Woods	4/0
TE Brannon Green	17/0	QB Trevor Knight	3/2
RB Damien Williams	16/8	WR Austin Bennett	3/0
WR Lacoltan Bester	16/3	DB Cortez Johnson	3/0
WR Trey Metoyer	15/4	TE Taylor McNamara	2/1
DT Jordan Phillips	15/4	DB Dakota Austin	2/0
DB Kass Everett	15/0	DB Hatari Byrd	2/0
WR Durrone Neal	15/0	DB L.J. Moore	2/0
DE Rashod Favors	14/0	DT Quincy Russell	2/0
		LB Londell Taylor	2/0

BIG 12 STANDINGS

TEAM	BIG 12 PCT.	OVERALL PCT.
OKLAHOMA	2-0 1.000	5-0 1.000
Texas Tech	2-0 1.000	5-0 1.000
Texas	2-0 1.000	3-2 .600
Baylor	1-0 1.000	4-0 1.000
Oklahoma St.	1-1 .500	4-1 .800
West Virginia	1-2 .333	3-3 .500
Kansas	0-1 .000	2-2 .500
Iowa St.	0-1 .000	1-3 .250
Kansas St.	0-2 .000	2-3 .400
TCU	0-2 .000	2-3 .400

BIG 12 SCHEDULE

(All time Central)

- #11 Oklahoma vs. Texas*, ABC, 11 a.m.
- Kansas at TCU, 11 a.m.
- Iowa State at #20 Texas Tech, FS1, 11 a.m.
- #17 Baylor at Kansas State, FOX, 2:30 p.m.

* - Dallas, Texas

ACTIVE SOONER STREAKS

193 - Games in which OU has scored
143 - Televised games
90 - Home sellouts
38 - Consecutive wins when leading at halftime
30 - Wins with 200 or more rushing yards
14 - Seasons OU won at least five Big 12 games
14 - Seasons in a bowl game
11 - Seasons in which at least three OU players drafted
9 - Big 12 Conference wins
6 - Wins at home when scoring at least 30 points

ALL-TIME WINS

TEAM	RECORD	GAMES
1. Michigan	908-315-36	1,259
2. Texas	870-336-33	1,239
3. Notre Dame	869-303-42	1,214
4. Nebraska	860-354-40	1,254
5. Ohio State	843-316-53	1,212
6. OKLAHOMA	836-310-53	1,199
7. Alabama	832-321-43	1,197
8. Tennessee	802-357-53	1,212
9. USC	789-321-54	1,164
10. Georgia	764-403-54	1,221

ALL-TIME AP POLL LEADERS

TEAM	TOTAL WEEKS	AVG. RANK
1. Ohio State	810	8.5
2. Michigan	792	9.2
3. OKLAHOMA	742	7.4
4. Notre Dame	735	8.2
5. USC	720	8.9

POLL POSITION

In the 238 AP polls since Bob Stoops became head coach:

Weeks at No. 1	30
Weeks in the top 5	111
Weeks in the top 10	145
Total weeks	205
Longest streak	88
Weeks OU was unranked	28
Weeks OU was unranked in his first season (1999)	15
Weeks unranked in nine seasons prior to Stoops	79

OU BY THE NUMBERS

9,347 - Seats added to stadium in Stoops era
332 - TV games that showed OU
147 - Wins since 2000
124 - Double-digit wins in the Stoops era
101 - Weeks ranked No. 1 by AP (leads nation)
91 - Years played in its current stadium, including 2013
65 - NFL draft picks under Stoops
64 - National award winners produced by OU
37 - Scoring average under Stoops
36 - Undefeated home seasons
33 - All-Americans under Stoops (2.4/year)
15 - States represented on Oklahoma roster
5 - OU has played in all five BCS games

Ties to the Teams

Sooners from Texas: There are 45 players on the OU roster from the state of Texas.

Longhorns from Oklahoma: There are two players from the state of Oklahoma on the Texas roster: DB Josh Turner (Oklahoma City, Millwood HS) and LB Demarco Cobbs (Tulsa, Tulsa Central).

10-Win Seasons

- OU leads the nation with 34 seasons in which the program has won 10 or more games.
- | Team | 10-Win Seasons |
|--------------------|----------------|
| 1. OKLAHOMA | 34 |
| 2. Alabama | 32 |
| 3. Nebraska | 27 |
| 4. Michigan | 26 |
| 5. Southern Cal | 24 |
- Stoops' 11 double-digit win seasons in his first 14 as a head coach are unmatched among active FBS coaches.
 - Since Stoops' first season in 1999, only Boise State (12) has more 10-win seasons than the Sooners (11).

Team	10-Win Seasons
1. Boise State	12
2. OKLAHOMA	11
Virginia Tech	11

- In the 13 seasons prior to Stoops' arrival, the Sooners registered just two 10-win seasons, doing it in 1986 & 1987 under Barry Switzer

Fastest Coaches to 150 Wins

- With the season-opening win against ULM (8/31), head coach Bob Stoops won his 150th career game. It took him 187 contests to get there, putting himself as the sixth-fastest coach to reach 150 career wins.

Coach	Games to 150 Wins
1. Barry Switzer	180
Oklahoma 1973-88	
Fielding Yost	180
Multiple Schools 1897-1900; Michigan 1901-23, 25-26	
Gil Doobie	180
North Dakota State 1906-'07; Washington 1908-16; Navy 1917-19; Cornell 1920-35; Boston College 1936-38	
4. Joe Paterno	184
Penn State 1966-11	
5. Tom Osborne	186
Nebraska 1973-97	
6. Bob Stoops	187
Oklahoma 1999-present	

Big 12 Conference Domination

- Oklahoma has won eight Big 12 Conference titles (2000, 02, 04, 06, 07, 08, 10, 12), twice as many as the next program in the league (Texas).

- Since 2000, Oklahoma is 89-19 (.824) in Big 12 play, the best mark in the conference. Texas is next with an 81-27 (.750) record.
- Among BCS-automatic qualifier conference teams since 2000, OU has the best conference winning percentage, with the next-best records at Ohio State of the Big Ten, which has an 84-22 (.792) conference record, followed by Texas.

Sooners Face Tough 2013 Schedule

- With teams combining for a record of 96-60 in 2012, Oklahoma faces one of the toughest schedules in the 2013 season. In fact, college football expert Phil Steele calls it the second-toughest in the country.

Team	Opp. 2012 Record	Win Pct.
1. Kentucky	103-50	.673
2. Arkansas	99-54	.647
3. Purdue	96-56	.632
3. Missouri	96-56	.632
5. Kansas	96-57	.627
6. Akron	97-58	.626
7. Florida	96-58	.623
8. Oklahoma	96-60	.615
9. Cal	93-60	.608
9. South Carolina	93-60	.608

Opponent	2012 Record	2013 Record
ULM	8-5	2-4
West Virginia	7-6	3-3
Tulsa	11-3	1-4
Notre Dame	12-1	4-2
TCU	7-6	2-3
Texas	9-4	3-2
Kansas	1-11	2-2
Texas Tech	8-5	5-0
Baylor	8-5	4-0
Iowa St.	6-7	1-3
Kansas St.	11-2	2-3
Oklahoma St.	8-5	4-1
Totals	96-60	31-27

Different QBs, Same Results BIG 12 CHAMPIONSHIP QBs UNDER STOOPS

Under head coach Bob Stoops, Oklahoma has won eight Big 12 titles with six different starting quarterbacks.

Year	Quarterback	Record	Bowl Game
2000	Josh Heupel	13-0	Orange*
2002	Nate Hybl	12-2	Rose
2004	Jason White	12-1	Orange**
2006	Paul Thompson	11-3	Fiesta
2007	Sam Bradford	11-3	Fiesta
2008	Sam Bradford	12-2	BCS Champ**
2010	Landry Jones	12-2	Fiesta
2012	Landry Jones	10-3	Cotton

*Won National Champ **BCS National Champion App.

SOONERS IN THE RANKINGS

Date	Record	AP	Coaches	BCS	Harris
Pre.	0-0	16	16	N/A	N/A
Sept. 3	1-0	16	15	N/A	N/A
Sept. 8	2-0	14	13	N/A	N/A
Sept. 15	3-0	14	12	N/A	N/A
Sept. 22	3-0	14	12	N/A	N/A
Sept. 29	4-0	11	10	N/A	N/A
Oct. 6	5-0	12	10	N/A	N/A
Oct. 13					
Oct. 20					
Oct. 27					
Nov. 3					
Nov. 10					
Nov. 17					
Nov. 24					
Dec. 1					
Final					

OKLAHOMA COACHING STAFF

- During Bob Stoops' tenure at OU, six of his assistant coaches have gone on to become head coaches at other FBS programs.
- Four former Stoops' assistants are now head coaches: Mike Leach (Washington State), Bo Pelini (Nebraska), Kevin Sumlin (Texas A&M) and Kevin Wilson (Indiana).
- Mike Stoops returned to Oklahoma in 2012 as the defensive coordinator after a seven-year stint as head coach at Arizona.
- Two current assistants played for Oklahoma, including Cale Gundy (1990-93) and Josh Heupel (1999-00).
- OU's coaches have a cumulative 48 years on the sidelines in Norman and 209 years experience total.
- The OU staff has been involved in 148 bowl games, with 133 coming as coaches and 15 as players.
- Heupel is the offensive playcaller from the press box. All other assistant coaches are on the field during the game.

Bob Stoops	Head Coach
Mike Stoops	Assoc. HC/Def. Coord./Safeties
Bobby Jack Wright	Asst. HC/CB
Cale Gundy	Dir. of Recruiting/RB
Josh Heupel	Co-Off. Coord./QB
Jay Norvell	Co-Off. Coord./WR
Tim Kish	Asst. Def. Coord./LB
Bill Bedenbaugh	Offensive Line
Jerry Montgomery	Defensive Line
Jay Boulware	TE/Special Teams
Joe Jon Finley	Offensive Quality Control
Ryan McKim	Special Teams Quality Control
Chad Walker	Defensive Quality Control

Sooners to Sport Special Uniforms

- Nike Football unveiled uniforms Monday for the University of Oklahoma and the University of Texas that honor the shared heritage of these tradition-rich rivals who battle annually in the AT&T Red River Rivalry.
- In addition to gold and chrome accents, both jerseys will have a classic gold Red River Rivalry patch above the numerals on the jersey fronts, with those numbers outlined by "kiss-cut" gold twill.
- Custom embroidery of "Boomer Sooner" for Oklahoma and "Longhorns" for Texas can be found on the inside of the jersey necklines. Oklahoma's jersey also features an additional gold logo neck patch in reference to last year's victory in the matchup. Custom tags reading "Texas Longhorns Red River Rivalry" and "Oklahoma Sooners Red River Rivalry" can be found on the sizing label.
- The Nike Pro Hypercool Baselayer Top features a directional chevron pattern that signals the travel direction each team takes to Dallas. In an additional twist, the chevron mirrors the hand gestures of the fans. The chevron is also featured on the insole of the Nike Alpha Pro Cleats each team will wear. School mascot imagery appears on the cleat tongues, and both school cleats showcase metallic gold plates.
- Both teams will wear a special gold edition of the Nike Vapor Jet II gloves. Oklahoma's gloves read "Boomer Sooner" and features a crimson team logo atop the gold palm. Texas' glove feature a white team logo over the gold palm and embroidered "Longhorns" on the inside.

OU Seeks 11th Straight Big 12 Win

- With a 20-17 win over TCU (10/5), the Sooners extended their conference winning streak to 10 games dating back to last season. The winning streak is the third-longest in program history, trailing a 17-game streak from 2003-05 and a 13-game streak from 2000-01.
- The 10-game winning streak is also the third-longest active streak in the FBS, excluding conference championship games.

LONGEST FBS ACTIVE CONFERENCE WIN STREAK

Team	Conference	Win Streak
Northern Illinois	Mid-American	16
Utah State	Mountain West	13
Oklahoma	Big 12	10
Clemson	Atlantic Coast	10
Ohio State	Big Ten	10
Stanford	Pac 12	10

Bell's First Three Starts

- QB Blake Bell has completed over 70 percent of his passes in his first three starts, throwing six TDs and no INTs, averaging 8.13 yards per attempt.

- Bell has also rushed 36 times for 144 yards (4.0 avg.) over the last three contests for the Sooners.

BELL'S GAME-BY-GAME STARTS

Opp.	Yards	Comp./Att. (%)	TD	INT	Rate
Tulsa	413	27/37 (73.0%)	4	0	202.4
Notre Dame	232	22/30 (73.3%)	2	0	160.3
TCU	152	20/31 (64.5%)	0	0	105.7
TOTALS	797	69/98 (70.4%)	6	0	158.9

- On the season, Bell is fourth in the conference in pass efficiency (155.7), fifth in total offense (202.0) and seventh with 167.0 passing yards per game.
- Dating back to last season, Bell has attempted 120 consecutive passes without an INT, the fifth-longest streak active streak in the nation.

CONSECUTIVE PASSES WITHOUT AN INTERCEPTION

Attempts	Player	School	Years
202	Marcus Mariota	Oregon	2012-13
158	Caleb Herring	UNLV	2011-13
158	Cody Fajardo	Nevada	2013
138	Connor Shaw	South Carolina	2012-13
120	Blake Bell	Oklahoma	2012-13

Mobile Quarterbacks

- Oklahoma QBs (Trevor Knight – 5, Blake Bell – 1) combined for six runs of 10+ yards vs. ULM (8/31).
- In 2013, Bell has 11 runs of 10 yards or more, while Knight has eight of his own. OU QBs had four runs of 10+ yards during the entire 2012 season.

Nelson to Undergo Surgery

- Bob Stoops confirmed that senior linebacker Corey Nelson suffered a partially torn pectoral muscle in the win vs. TCU (10/6). Stoops indicated that Nelson is currently scheduled to undergo surgery on Oct. 6 that will likely cause him to miss the remainder of the season.
- A Dallas, Texas, native, Nelson registered 27 tackles (13 solo), along with a 24-yard interception return TD, four pass breakups, three quarterback hurries and a sack through the first five games of the year.
- A prep standout at Skyline High School in Dallas, Nelson was voted by teammates as a defensive captain in 2013 along with senior CB Aaron Colvin.

Takeaways From TCU

- Dating back to the Notre Dame game (9/28/13) and into the third quarter of the 20-17 win against TCU (10/5), Oklahoma's defense forced 10 straight three-and-outs. That's the longest streak by OU since at least before the 2003 season (drive charts not readily available prior to 2003 season).
- Under Bob Stoops, OU is 137-9 when leading at the half and has won the last 38 games when leading at halftime. The Sooners led 13-0 at the half in this contest. It's the third-longest active streak in the nation.

OKLAHOMA'S RECORD...

	2013	Stoops
August	1-0	5-0
September	3-0	43-6
October	1-0	47-12
November	0-0	44-10
December	0-0	11-3
January	0-0	4-6
Total	5-0	153-37
In Conference...		
at home	2-0	49-3
on the road	0-0	36-14
neutral	0-0	9-5
Total	2-0	94-22
In Non-Conference...		
at home	2-0	36-2
on the road	1-0	10-4
neutral (includes bowls)	0-0	14-9
Total	3-0	60-15
Versus Ranked Opponents...		
at home	0-0	15-2
on the road	1-0	12-7
neutral (includes postseason)	0-0	20-13
Total	1-0	47-22
In Games...		
decided by 3 pts or less	1-0	12-10
decided by 7 pts or less	1-0	26-18
decided by 14 points or more	3-0	108-11
decided by 28 points or more	2-0	68-4
Leading at halftime	5-0	137-9
Leading after 3 quarters	5-0	145-7
When Scoring...		
less than 20 points	1-0	10-18
20+ points	4-0	144-19
30+ points	3-0	123-6
40+ points	1-0	78-1
50+ points	1-0	43-0
60+ points	0-0	18-0
When Allowing...		
10 or fewer points	2-0	59-1
20 or fewer points	4-0	106-6
25+ points	0-0	26-25
With...		
400+ yards total offense	4-0	106-11
500+ yards total offense	1-0	57-2
600+ yards total offense	1-0	20-1
less than 100 yards rush	0-0	26-18
100+ yards rushing	5-0	128-19
200+ yards rushing	4-0	58-1
300+ yards rushing	2-0	15-0
100-yard rusher	3-0	74-6
100-yard rusher/receiver	0-0	31-0
less than 200 yards pass	3-0	35-9
300+ yards passing	1-0	66-12
400+ yards passing	1-0	19-2
500+ yards passing	0-0	3-0
300-yard passer	1-0	58-9
400-yard passer	1-0	15-2
500-yard passer	0-0	3-0
no turnovers	2-0	35-2
When Allowing...		
less than 200 total yards	1-0	26-1
less than 300 total yards	2-0	89-4
less than 400 total yards	5-0	133-17
400+ yards total offense	0-0	21-20
less than 100 yards rush	3-0	86-5
100+ yards rush	2-0	68-32
less than 100 yards pass	0-0	26-1
less than 200 yards pass	3-0	86-8
less than 300 yards pass	5-0	141-24
300+ yards pass	0-0	13-13

CONSECUTIVE WINS WHEN LEADING AT HALFTIME

Team	Win Streak
Oregon	56
Utah	48
Oklahoma	38
Kansas State	35
Alabama	30

- TCU ran just 53 plays, the fewest by an OU foe since Oklahoma State (11/28/09) ran 52.

Notes from Notre Dame

- OU started 4-0 for the ninth time under Stoops, including three times in the last four years, after a 35-21 win at Notre Dame (9/28).
- OU is now 2-9 all-time against Notre Dame, recording its first win against the Fighting Irish since a 40-0 win on Oct. 27, 1956.
- OU became the first current member of the Big 12 to defeat Notre Dame since Texas posted a 21-17 win in the Cotton Bowl (1/1/70).
- The victory snapped Notre Dame's 10-game home winning streak.

Defense Leads the Way at ND

- Oklahoma entered the Notre Dame game (9/28) with three INTs on the season and had three in the first half. The last time OU had three INTs in a game was last year vs. Texas Tech (10/6/12).
- Linebackers Corey Nelson and Frank Shannon each recorded the first interceptions of their careers, while defensive back Julian Wilson had the second INT of his season and career.
- Nelson returned his INT 24 yards for a touchdown. It was the first INT for a TD by OU since Javon Harris returned a pick 46 yards against Texas Tech (10/6/12) and the first by an OU LB since Curtis Lofton's 45-yard return against Utah St. (9/15/07).
- With interceptions by Nelson and Shannon, it marked the first time OU had multiple linebackers with an INT in the same game since Ryan Reynolds and Keenan Clayton did it against BYU (9/5/09).

Avenging the Loss

- Dating back to the 2009 season, Oklahoma has won nine straight games over opponents that it lost to in the previous season.

Date	Result	Opponent	Date	Result
10/17/09	L, 13-16	Texas	10/02/10	W, 28-20
11/07/09	L, 3-10	Nebraska	12/04/10	W, 23-20
11/21/09	L, 13-41	Texas Tech	11/13/10	W, 45-7
10/23/10	L, 27-36	Missouri	09/24/11	W, 38-28
11/06/10	L, 19-33	Texas A&M	11/05/11	W, 41-25
10/22/11	L, 38-41	Texas Tech	10/06/12	W, 41-20
11/19/11	L, 38-45	Baylor	11/10/12	W, 42-34
12/03/11	L, 10-44	Oklahoma St.	11/24/12	W, 51-48
10/27/12	L, 13-30	Notre Dame	09/28/13	W, 35-21

Notes on Bell's Historic First Start

- Redshirt junior QB Blake Bell made the first start of his career against Tulsa (9/14) and completed 27 of 37 passes for 413 yards and four touchdowns, all career highs. He also ran 10 times for 24 yards.
- Bell's 413 pass yards were the most by an OU QB in his first career start, passing Sam Bradford's record of 363 yards vs. North Texas (9/1/07).

MOST PASS YARDS, FIRST START AT OU

Yds.	Player	Opponent	C/A	TD	INT
413	Blake Bell	Tulsa (9/14/13)	27/37	4	0
363	Sam Bradford	No. Texas (9/1/07)	39/60	4	0
353	Josh Heupel	Indiana St. (9/11/99)	31/40	5	1
343	Jason White	Baylor (10/20/01)	52/73	5	1
286	Landry Jones	Idaho St. (9/12/09)	23/33	4	0

- Bell's 437 yards of total offense (413 pass, 24 rush) was the ninth-highest total in OU history. He joins Landry Jones and Sam Bradford as the only three OU players with 430 yards of total offense or more.
- Bell's 281 passing yards in the first half were the 11th most in a first half by a Sooner quarterback and second-most by an OU QB in the first half of his first career start.
- Bell became the fourth OU quarterback to throw for over 400 yards in a game, joining Landry Jones, Sam Bradford and Josh Heupel.

Sooners Rush for Over 300 Yards

- OU is 15-0 when rushing for over 300 yards under Stoops. The Sooners totaled 305 yards in the opener against ULM (8/31) and followed that with 316 against West Virginia (9/7).
- OU recorded back-to-back 300-yard rushing games for the first time since doing so against Texas (321) and Baylor (397) in October 1997.

300-YARD RUSHING GAMES UNDER STOOPS

Date	Opponent	Att.	Yds.	Avg.	TD
11/13/99	Iowa State	39	301	7.7	2
08/30/02	Tulsa	42	378	9.0	4
11/23/02	Texas Tech	61	329	5.4	5
11/08/03	Texas A&M	61	342	5.6	5
10/09/04	Texas	52	301	5.8	1
11/20/04	Baylor	47	302	6.4	3
11/26/05	Oklahoma St.	43	354	8.2	3
09/15/07	Utah State	39	343	8.8	3
11/24/07	Oklahoma St.	56	307	5.5	3
11/08/08	Texas A&M	38	328	8.6	4
10/16/10	Iowa State	56	325	5.8	4
09/08/12	Florida A&M	41	349	8.5	8
10/13/12	Texas	51	343	6.7	6
08/31/13	ULM	50	305	6.1	1
09/07/13	West Virginia	57	316	5.5	0

OU Beats WVU in Big 12 Opener

- Oklahoma opened the 2013 Big 12 schedule with a 16-7 win over West Virginia (9/7). OU is now 4-2 all-time against WVU and 3-1 vs. them in Norman.

STOOPS' ERA DEFENSIVE TDs**2013**

Corey Nelson 24-yd INT at Notre Dame (9/28)

2012

Javon Harris 46-yd INT at Texas Tech (10/6)

2011

Jamell Fleming 56-yd FR vs. Texas (10/8)

David King 19-yd FR vs. Texas (10/8)

Demontre Hurst 55-yd INT vs. Texas (10/8)

Tom Wort 22-yd FR vs. Ball State (10/1)

2010

Tony Jefferson 22-yd INT vs. Connecticut (1/1/11)

Jamell Fleming 55-yd INT vs. Connecticut (1/1/11)

Ronnell Lewis 12-yard INT at Baylor (11/20)

2009

Brian Jackson 52-yard FR vs. Texas A&M (11/14)

Dominique Franks 85-yard INT at Kansas (10/24)

Frank Alexander FR in end zone vs. Idaho State (9/12)

2008

Dominique Franks 39-yard FR at Texas A&M (11/8)

Dominique Franks 18-yard INT vs. Nebraska (11/1)

2007

Lendy Holmes 63-yard INT vs. Texas Tech (11/17)

Curtis Lofton 12-yard FR vs. Missouri (10/13)

Curtis Lofton 45-yard INT vs. Utah State (9/15)

Reggie Smith 61-yard FR vs. Miami (9/8)

Nic Harris 24-yard INT vs. North Texas (9/1)

2006

Marcus Walker 33-yd. INT vs. Boise State (1/1/07)

Reggie Smith 42-yd. INT vs. Baylor (11/18)

Zach Latimer 22-yd. INT vs. Middle Tenn. St. (9/23)

2005

Chijioke Onyenegecha 63-yd. INT vs. Neb. (10/29)

D.J. Wolfe 65-yd. INT vs. Kansas (10/15)

Clint Ingram 48-yd. INT vs. Tulsa (9/10)

2004

Lance Mitchell 28-yd. FR vs. Kansas (10/23)

2003

Derrick Strait 17-yd. FR vs. Texas A&M (11/8)

Jonathan Jackson 21-yd. INT vs. Texas (10/11)

Eric Bassey 34-yd. INT vs. UCLA (9/20)

2002

Derrick Strait 75-yd. INT vs. Baylor (11/16)

Antonio Perkins 50-yd. INT vs. UTEP (9/14)

Michael Hawkins 45-yd. INT vs. UTEP (9/14)

Eric Bassey 45-yd. FR vs. Alabama (9/7)

2001

Teddy Lehman 2-yd. INT vs. Texas (10/6)

Roy Williams 18-yd. FR vs. Kansas State (9/29)

Cory Heinecke 69-yd. FR vs. Air Force (9/1)

Rocky Calmus 14-yd. FR vs. North Carolina (8/25)

Derrick Strait 47-yd. INT vs. North Carolina (8/25)

2000

J.T. Thatcher 85-yd. INT vs. Texas Tech (11/18)

Torrance Marshall 41-yd. INT vs. Texas A&M (11/11)

Derrick Strait 32-yd. INT vs. Nebraska (10/28)

Rocky Calmus 41-yd. INT vs. Texas (10/7)

Roy Williams 35-yd. INT vs. UTEP (9/2)

1999

Mike Woods 43-yd. INT vs. Oklahoma State (11/27)

- After combining for 99 points last season in a 50-49 OU win, OU and WVU combined for 23 points. The 76-point differential is the second-highest in back-to-back seasons against the same opponent since going for a combined 90 points against Nebraska in 2008 followed by a 13-point combined output in 2009.

Sooners Win Season Opener

- With a 34-0 win over ULM (8/31), OU moved to 91-22-6 all-time in season openers and 48-9-5 in home openers overall.
- OU is 13-2 in season openers under Bob Stoops.
- OU is 5-0 under Stoops in the month of August, outscoring foes by a combined 206-32 margin
- OU forced six three-and-outs. Of ULM's 15 drives, 11 were four plays or fewer and none went for more than eight plays.
- OU allowed nine first downs, the fewest since the Sooners allowed nine in last year's home opener vs. Florida A&M (9/8/12). ULM had zero first downs rushing.
- OU held ULM QB Kolton Browning, the preseason Sun Belt Offensive Player of the Year, to 128 yards passing and no touchdowns. Browning totaled 131 yards of total offense vs. OU after averaging 295 yards last season.
- OU held ULM to 38 rushing yards, the lowest total by an OU opponent since Texas (10/8/11) had 36 yards. No Warhawk had more than nine yards rushing on the night.

Shutouts Under Stoops

- With the season-opening 34-0 win over ULM (8/31), OU has 14 shutouts under Bob Stoops.

Date	Opponent	Score
09/11/99	Indiana State	49-0
11/06/99	Missouri	37-0
11/03/01	Tulsa	58-0
08/30/02	Tulsa	37-0
09/14/02	UTEP	68-0
11/08/03	Texas A&M	77-0
10/09/04	Texas	12-0
11/20/04	Baylor	35-0
09/23/06	Middle Tenn. State	59-0
09/12/09	Idaho State	64-0
09/19/09	Tulsa	45-0
11/28/09	Oklahoma State	27-0
10/16/10	Iowa State	52-0
08/31/13	ULM	34-0

Knight Wins in Sooners' Debut

- QB Trevor Knight started for OU against ULM (8/31), becoming the first freshman to get the nod in a season opener since Sam Bradford started in a 79-10 win vs. North Texas (9/1/07).

- Knight is the 14th freshman QB overall to start a game at Oklahoma, and the fourth to start a season opener.
- Against ULM, Knight ran 13 times for 103 yards and was 11-28 passing for 86 yards and 3 TDs
- Knight became the second QB under Stoops to run for 100 yards, joining Jason White who had 117 yards on 12 rushes at Kansas (10/13/01).
- Knight is the first OU freshman QB to rush for 100 yards since Steven Collins had 135 yards vs. Kansas State (11/11/89).
- Knight's 103 rushing yards were the second-most by an OU QB in his first-career start behind Steve Davis's 110 yards vs. Baylor (9/15/73).
- Knight is the 10th player and third QB in Sooner history to rush for 100+ yards in a career debut.
- Knight threw his first-career TD pass on a 12-yard throw to Jalen Saunders at the 11:15 mark in the second quarter. He became the second OU freshman QB to throw a TD pass in a season opener, joining Bradford in 2007.
- Knight's three TD passes tied Sam Bradford for the most by an OU freshman QB in a debut.
- With the victory, Knight was one of five freshman QBs to start and win in week 1.

Fab Frosh Four

- Trevor Knight was the fourth OU freshman QB to start in the first game of the season and the fourth to win in a 34-0 win vs. ULM (8/31).

Trevor Knight San Antonio, Texas RS-Freshman
W 34-0 vs. ULM (8/31/13) Rush: 13-103, Pass: 3 TDs

Sam Bradford Oklahoma City, Okla. RS-Freshman
W 79-10 vs. N. Texas (9/1/07) Pass: 21-23, 363 yds, 3 TDs

Eric Moore Dallas, Texas RS-Freshman
W 38-22 vs. San Diego St. (9/9/95) Pass: 11-22, 143 yds

Steve Collins Ennis, Texas RS-Freshman
W 73-3 vs. NM St. (9/2/89) Pass: 3-6, 18 yards

About the Offense

- Under Stoops, OU has produced career leaders in passing, receiving, total offense and all-purpose yards, four top-10 career rushers and season record holders in rushing, passing, total offense and receiving yards.
- Stoops' teams have set over 65 school records.
- OU has scored in 193 straight games (11/7/98).
- Since Stoops' arrival, Oklahoma has scored 7,000 points - an average of 36.6 per game.
- OU is the highest-scoring team in history. The Sooners have 32,638 points in 1,199 games, while Nebraska is next with 31,358 points in 1,253 games.



Big Plays for the "Claymaker"

- Senior RB Brennan Clay ranks second in the Big 12 with 90.0 rushing yards per game.
- Against TCU (10/5), Clay had a 76-yard TD run and finished with 111 yards on nine carries to earn the third 100-yard game of his career and second of the season.
- The 76-yard run was the longest of Clay's career, surpassing a 41-yarder he had last year against Kansas (10/20/12). It was also the longest run by an OU player since Damien Williams' 95-yard run last year vs. Texas (10/13/12).
- With a 33-yard rush in the first quarter against West Virginia (9/7), Brennan Clay eclipsed the 1,000-yard career rush mark, becoming the 70th Sooner to do so.
- Clay finished with 22 rushes for a career-high 170 yards on the night, the second 100-yard game of his career.
- The previous career best of 157 rushing yards by Clay came last year at Iowa State (11/3/12).
- The 170 yards were the most by a Sooner since DeMarco Murray went for 208 yards in the season opener against Utah State (9/4/10).

Reynolds Joins 1,000-Yard Club

- Jaz Reynolds became the 29th OU player with 1,000 career receiving yards, doing so on an 82-yard completion against Tulsa (9/14). Reynolds has 1,108 yards in his career.
- Reynolds' 109-yard receiving total was his third career 100-yard game and first since catching seven passes for 114 yards at Baylor (11/19/11).
- Reynolds' 82-yard reception was the longest non-scoring catch, and fifth longest non-scoring play, in Sooner history.
- Reynolds' reception was OU's longest since Cameron Kinney caught an 86-yard pass thrown by Landry Jones at Oklahoma State (11/27/10).
- The 82-yard reception was the second-longest all-time at Owen Field behind an 86-yard catch by Wahoo McDaniel vs. West Virginia (9/27/58).

Williams Over 1,000 Career Yards

- Senior RB Damien Williams is ninth in the Big 12 with 57.5 rushing yards per game.
- Williams' 11-yard TD run in the first quarter at Notre Dame (9/28) was his first of the season and 12th of his career.
- Williams rushed for 66 yards on 16 carries against ULM (8/31) to go over the 1,000 yard mark for his career, becoming the 69th Sooner to do so.

Saunders Scores Twice in Opener

- Senior wide receiver Jalen Saunders caught the 19th and 20th TD receptions of his career against ULM (8/31), his fourth and fifth as a Sooner. Saunders' TD receptions went for 12 and 18 yards, respectively.
- It was his first multi-TD reception game as a Sooner and fourth of his career. He finished with 30 yards receiving on three catches to lead OU.

About the Defense

- OU has forced at least one turnover in 166 of 191 games over the last 15 seasons - 86.9% of games played in that span.
- The Sooner defense has at least one interception in 73.3% of its games (140 of 191) under Stoops.
- Under Stoops, the OU defense has given up an average of just 18.8 points per game.
- Defensive back Zack Sanchez is tied for third in the Big 12 with 1.8 passes defended per game, while Julian Wilson and Corey Nelson are tied for 12th at 1.0 per contest ... Wilson and Gabe Lynn are tied for sixth with 0.40 interceptions per game ... linebacker Frank Shannon is 16th in the Big 12 with 6.8 tackles per game ... defensive end Charles Tapper is tied for seventh in the league with 0.5 sacks per game

Stoops Guides Defense

- OU associate head coach and defensive coordinator Mike Stoops is back for his second season on the coaching staff after previously guiding the OU 'D' from 1999-03.
- With the shutout in the 2013 opener over ULM, Stoops' defenses have posted six shutouts, including five in his first stint in Norman.
- In his first stint at OU, four of Stoops' five defenses finished No. 7 or better nationally in scoring defense and top 10 for total defense.
- From 2000-03, Stoops' defenses also finished in the top 25 in pass defense and rush defense every season and in pass efficiency defense and turnovers forced twice.
- In addition, Stoops is the only coach to have an athlete win both the Nagurski and Thorpe awards in the same season, doing so twice with Roy Williams in 2001 and Derrick Strait in 2003.

Defensive TDs at 44 in Stoops Era

- Oklahoma has recorded 44 defensive touchdowns under Bob Stoops.
- Thirteen TDs have come via fumble return.
- The defense has scored at least one touchdown in all of Stoops' 15 seasons.

About the Special Teams

Oklahoma's special teams under Bob Stoops ...

- There have been 30 special teams touchdowns.
- Those 30 have come via five different kinds of plays -- punt returns, fake field goals, blocked punts, kickoff returns and a fake punt. Special teams also owns four safeties in that span.
- Oklahoma has returned eight kickoffs and 18 punts for touchdowns and has blocked 28 kicks.

Many Happy Returns

Information on returns during the Stoops era ...

- Kickoff Returns -- 121 returns of 25 yards or more with eight touchdowns.
- Punt Returns -- 77 returns of 15 or more yards with 18 touchdowns.
- Interception Returns -- 98 returns of 10 or more yards with 26 touchdowns.
- Fumble Returns -- 10 returns of 15 or more yards with 12 touchdowns.

Hunnicuttt Through the Uprights

- With a 39-yard field goal in the first quarter against TCU (10/5), Michael Hunnicutt set the Oklahoma school record with his 49th career field goal. It broke a tie he held with Tim Duncan (1999-01) and Tim Lasher (1983-86).
- With two field goals in the first half, Hunnicutt now has 16 multi-field goal games in his career, setting a school record that he shared with Duncan and Lasher. He has made at least two field goals in his last six games.
- His accuracy rate of 92.3 percent leads the Big 12, while his 2.4 makes per game is second.
- Hunnicutt ranks fourth in the Big 12, including third among kickers, with 10.4 points per game.
- Hunnicutt is now 50-58 (.862) for his career on field goals.

Boomers from Barnett

- Jed Barnett, a transfer from Laney College, has averaged 41.6 yards per punt in 2013, ranking ninth in the Big 12.
- Of his 25 punts, 12 have been fair caught and nine have landed inside the 20-yard line.
- Three of Barnett's punts have gone for at least 50 yards, including a career-long 54-yarder in the opener against ULM (8/31).

SPECIAL TEAMS SCORING PLAYS

During the Stoops era ...

2012

- Jalen Saunders 81-yard PR vs. Oklahoma State (11/24) (TD)
- Justin Brown 90-yard PR vs. Kansas (10/20) (TD)
- Roy Finch 100-yard KOR vs. Kansas (10/20) (TD)

2010

- Fumble on KOR out of end zone at Baylor (11/20) (safety)
- Corey Nelson blocked punt at Texas A&M (11/6) (safety)
- Javon Harris blocked punt vs. Colorado (10/30) (safety)

2009

- R. Broyles 87-yd. PR vs. Oklahoma State (11/28) (TD)

2008

- Ryan Broyles 68-yard PR vs. Kansas State (10/25) (TD)

2007

- DeMarco Murray 91-yard KOR vs. Baylor (11/10) (TD)
- DeMarco Murray 81-yard KOR vs. Tulsa (9/20) (TD)

2006

- Juaquin Iglesias 88-yard KOR vs. Baylor (11/18) (TD)
- Jason Carter blocked punt vs. Missouri (10/28) (safety)
- Reggie Smith 61-yard PR vs. Middle Tenn. (9/23) (TD)

2004

- Mark Clayton 50-yard PR vs. Oklahoma State (10/30) (TD)
- Antonio Perkins 51-yard PR vs. Houston (9/11) (TD)

2003

- Antonio Perkins 69-yard PR vs. Missouri (10/18) (TD)
- Mark Bradley 100-yard KOR vs. Iowa State (10/4) (TD)
- Antonio Perkins three PR for TD (74, 84, 65) vs. UCLA (9/20)
- Faked PAT, Matt McCoy rush vs. Fresno State (9/13) (2 pt.)

2002

- Antonio Perkins 51-yard PR vs. Wash. St. (1/1/03) (TD)
- Will Peoples recovered BP vs. Texas Tech (11/23) (TD)
- Terrance Simms recovered BP vs. Iowa State (10/19) (TD)
- Fake FG, C. Chester 14-pass fr. H.M. McCoy vs. MU (10/5) (TD)
- Antonio Perkins 82-yard PR vs. UTEP (9/14) (TD)
- Antonio Perkins 91-yard PR vs. Tulsa (8/30) (TD)

2001

- Fake FG, K Tim Duncan 10-run vs. Texas A&M (11/10) (TD)
- Fake P, H. Wall 33-pass fr. A. Savage vs. KSU (9/29) (TD)
- Antwone Savage 88-yard KOR vs. N. Carolina (8/25) (TD)

2000

- J.T. Thatcher 60-yard PR vs. Baylor (11/4) (TD)
- J.T. Thatcher 66-yard PR vs. Arkansas State (9/9) (TD)

1999

- Brandon Daniels 89-yd. KOR at Notre Dame (10/2) (TD)
- Fake FG, K.T. Duncan 4-pass fr. P. Fletcher vs. Texas (10/9) (TD)
- Jarraill Jackson 70-yard PR vs. Missouri (11/6) (TD)
- J.T. Thatcher 81-yard PR vs. Oklahoma State (11/27) (TD)



SOONERS IN THE NFL

There are currently 28 former Sooners on active NFL rosters, including injured reserve and practice squad.

- | | |
|--------------------------|---------------------------------|
| Frank Alexander | Carolina Panthers |
| Sam Bradford | St. Louis Rams |
| Justin Brown | Pittsburgh Steelers (PS) |
| Ryan Broyles | Detroit Lions |
| Quinton Carter | Denver Broncos (IR) |
| Chris Chester | Washington Redskins |
| Keenan Clayton | Oakland Raiders |
| Jamell Fleming | Jacksonville Jaguars |
| Dominique Franks | Atlanta Falcons |
| Jermaine Gresham | Cincinnati Bengals |
| James Hanna | Dallas Cowboys |
| Garrett Hartley | New Orleans Saints |
| Demontre Hurst | Chicago Bears (PS) |
| Tony Jefferson | Arizona Cardinals |
| Lane Johnson | Philadelphia Eagles |
| Landry Jones | Pittsburgh Steelers |
| Davin Joseph | Tampa Bay Buccaneers |
| Travis Lewis | Detroit Lions |
| Phil Loadholt | Minnesota Vikings |
| Curtis Lofton | New Orleans Saints |
| Gerald McCoy | Tampa Bay Buccaneers |
| Stacy McGee | Oakland Raiders |
| DeMarco Murray | Dallas Cowboys |
| Adrian Peterson | Minnesota Vikings |
| Donald Stephenson | Kansas City Chiefs |
| Kenny Stills | New Orleans Saints |
| Casey Walker | Carolina Panthers (PS) |
| Trent Williams | Washington Redskins |

Drafted players | IR - Injured Reserve | PS - Practice Squad

Stoops on SiriusXM

- Head coach Bob Stoops does a weekly segment on SiriusXM at 2:30 p.m. CT on Tuesdays. A rebroadcast of Sooner Sports Talk with Coach Stoops can be heard at 8 p.m. CT on Wednesday.
- Both interviews can be heard on College Nation - SiriusXM channel 91.



Sooner Sports TV

- In 2012, Oklahoma and FOX Sports agreed to a 10-year multimedia programming partnership featuring "Sooner Sports TV powered by FOX Sports."
- This multi-platform network that provides for immediate and wide distribution of at least 1,000 hours of Sooner sports programming annually on a variety of FOX Sports outlets
- "Sooner Sports TV powered by FOX Sports" has an immediate distribution reach of approximately 9 million TV homes in Oklahoma, Texas, Arkansas and Louisiana with potential for future growth."
- OU Director of Athletics Joe Castiglione: "This really gives us the best of all possible worlds. We'll have substantial OU branding and programming along with immediate and full distribution for fans throughout Oklahoma, Texas, our region through a variety of FOX platforms. The exciting part is it also gives us a chance to grow along with our media partner. We really thought this approach would serve our fans the best way possible."

OU Football on Sooner Sports TV

Date	Time	Program	Channel
10/7	9 a.m.	FB Review: OU vs. TCU	FSOK/FCS
	12 p.m.	Sooner FB Press Conference	FSOK/FCS
	7:30 p.m.	Sooner Sports Pad	FSOK/FCS
10/8	7 p.m.	Sooner Sports Talk	FSOK/FCS
10/9	5 p.m.	Sooner Playbook	FSOK
10/10	7 p.m.	Coach's Corner	FSOK/FCS
10/12	10 a.m.	Sooner Sports Game Day	FSOK/FCS
	2:30 p.m.	Sooner Sports Overtime	FCS
10/13	7 p.m.	Sooner FB w/ Bob Stoops	FSSW

FSOK - Fox Sports Oklahoma; FCS - Fox College Sports; FSSW - Fox Sports Southwest



15 Years Together - BCS

- As Bob Stoops enters his 15th year as head coach at Oklahoma, he has worked the entire time with President David Boren and Director of Athletics Joe Castiglione.
- It's the longest active pairing between an FBS president, athletics director and head football coach.

Best Program of the BCS Era

The Sept. 17, 2012, "Franchise Issue" of *ESPN The Magazine* sought to find the best program in the BCS era. Sooners fans will be pleased with the results as Oklahoma was chosen as the No. 1 team.



Top 5 Programs of the BCS Era

1. **OKLAHOMA**
2. Ohio State
3. Alabama
4. LSU
5. Texas

ESPN the Magazine created three major categories of FBS success (on-field success, off-field success, traditions of success), then split them into nine factors (see below). Oklahoma ranked near the top in almost every category:

- Strength of Schedule (No. 1) - Average strength of schedule since 2003.
- Stadium Edge (No. 2) - *SportsNation* poll results for game-day experience; home win percentage; differential between home and road win percentages.
- Title Track (No. 2) - National titles [since 1936, emphasizing BCS era]; BCS bowl bids and wins; league titles; years in final AP Top 25 poll and AP top 10.
- Head Coach (No. 3) - Tenure [CFB and NFL]; winning percentage; average turnover margin and average penalties per game [all since 2001].
- Player Success (No. 7) - NFL draft picks [weighted by round]; Heisman winners [all].
- Recruiting (No. 10) - Total ESPN 150 signees [since 2007].
- Football Revenue (No. 12) - 2010 figures, per U.S. Department of Education.
- Academics (No. 33) - *US News and World Report* ranking in 2012; Academic Progress Rate in 2010-11.
- NCAA Violations (Grade: B) - Grade based on severity of sanctions since 1998.



- Oklahoma's all-time record stands at 836-310-53 (.720) in 119 seasons.
- Since WWII, OU leads the nation with 592 victories.
- The Sooners have captured seven national championships (1950, 1955, 1956, 1974, 1975, 1985, 2000).
- OU has 46 bowl appearances (No. 7 nationally) with 27 bowl victories (No. 4 nationally) and an all-time record of 27-18-1 (.598).
- OU has 44 conference championships, including eight Big 12 titles overall (no other school has more than three).
- Oklahoma is the only program in FBS history to have four coaches with 100 or more wins.
- With a 69-13 win over Florida A&M (9/8/12), Oklahoma became the first program in college football history to break the 32,000-mark in all-time points scored. No program has scored more points than OU.
- OU has 153 All-Americans and 73 consensus All-Americans, including NCAA career receptions leader Ryan Broyles in 2011.
- Under Stoops, OU has had 33 All-Americans, including 23 consensus. Of the 33 players, 15 were on offense, 16 on defense and two on special teams spanning 14 different positions.
- Oklahoma boasts five Heisman winners. Sooners have also won the Bednarik (1), Butkus (4), Camp (4), Lombardi (3), Maxwell (2), Nagurski (2), O'Brien (3), Outland (5), Tatupu (1), Thorpe (3) and Unitas (1).
- Sooner teams have gone undefeated 14 times in program history, the latest being in 2000.
- Oklahoma's 47-game win streak from 1953-57 is still the NCAA D-I record.
- Oklahoma has had 116 Academic All-Big 12 honorees under Stoops.
- The Sooners have gone 85-5 at home in Stoops' 15 seasons. In all, Oklahoma has won 81 percent of its home games since Gaylord Family – Oklahoma Memorial opened in 1923.
- Oklahoma has played in front of 90 consecutive home sellouts - every game of Stoops' tenure.
- Including the six Sooners picked in the 2013 NFL Draft, OU has had 363 players picked all-time in the draft.
- Oklahoma has 43 first-round picks, including three No. 1 overall selections.
- In 2010, Sooners were chosen with three of the first four picks in the draft, with QB Sam Bradford at No. 1, DT Gerald McCoy at No. 3 and OT Trent Williams at No. 4.
- Bob Stoops' career average of 10.6 wins per year is tops among active FBS head coaches with at least 10 years of experience.
- Stoops is the only active head coach on the FBS level to have reached a bowl game in each of his first 14 seasons. Georgia's Mark Richt (12) comes in second.
- Of the 14 bowls, eight have been BCS bowl games and four have been for the BCS title.

GAYLORD FAMILY – OKLAHOMA MEMORIAL STADIUM

Field Name.....Owen Field
 Field.....Natural Grass
 Official Capacity 82,112
 Capacity Rank (nation)..... 15th
 Capacity Rank (Big 12)..... 2nd
 First Year 1923
 OU's Record at Stadium 368-81-15 (.809)
 Record Under Stoops.....85-5 (.944)
 Most Consecutive Wins.....39 (2005-11)
 Sellout Streak.....90 (1999-pres.)

SCORING MARGIN AT HOME

Year	OU	Opp.	Margin
2013	30.2	11.0	+19.2
2012	41.0	26.0	+15.0
2011	42.0	20.0	+22.0
2010	40.8	13.7	+27.1
2009	46.0	7.8	+38.2
2008	52.7	19.7	+33.0
2007	52.9	13.0	+39.9
2006	35.3	12.2	+23.1
2005	33.2	21.2	+12.0
2004	38.8	11.7	+27.1
2003	50.3	11.4	+38.9
2002	45.3	11.7	+33.6
2001	35.9	16.7	+19.2
2000	39.0	13.0	+26.0
1999	44.4	4.6	+39.8

15-2 AT HOME AGAINST RANKED FOES UNDER STOOPS

Prior to a 24-19 loss to No. 15 Kansas State (9/22), Oklahoma had won 14 straight games against AP ranked teams at home, a streak that began in head coach Bob Stoops' first season. OU had outscored its opponents by an average score of 43-16 entering the matchup against the Wildcats.

11/24/12	#22 Oklahoma State	W	51-48 (OT)
10/27/12	#5 Notre Dame	L	13-30
9/22/12	#15 Kansas State	L	19-24
9/11/10	#17 Florida State	W	47-17
11/28/09	#11 Oklahoma State	W	27-0
11/22/08	#2 Texas Tech	W	65-21
10/18/08	#16 Kansas	W	45-31
9/27/08	#24 TCU	W	35-10
10/13/07	#11 Missouri	W	41-31
11/1/03	#14 Oklahoma State	W	52-9
10/18/03	#24 Missouri	W	34-13
11/23/02	#24 Texas Tech	W	60-15
11/2/02	#13 Colorado	W	27-11
10/19/02	#9 Iowa State	W	49-3
9/29/01	#11 Kansas State	W	38-37
10/28/00	#1 Nebraska	W	31-14
10/23/99	#13 Texas A&M	W	51-6

TOP TEN CROWDS

Attn.	Opponent (Result)	Date
86,031	Notre Dame (L, 30-13)	10/27/12
85,824	Oklahoma State (W, 51-48, OT)	11/24/12
85,709	Texas A&M (W, 41-25)	11/5/11
85,646	Texas Tech (W, 65-21)	11/24/08
85,630	Florida State (W, 47-17)	9/11/10
85,606	Oklahoma State (W, 27-0)	11/28/09
85,547	Missouri (W, 38-28)	9/24/11
85,357	Miami (W, 51-13)	9/8/07
85,313	Texas Tech (W, 34-24)	11/4/06
85,276	Kansas State (L, 24-19)	9/22/12

GAYLORD FAMILY – OKLAHOMA MEMORIAL STADIUM

Home Dominance Under Stoops

Records

- The Sooners are 85-5 on Owen Field under Stoops.
- OU is 74-5 when ranked and 11-0 when unranked at home.
- Oklahoma is 36-2 in non-conference games at home under Stoops and 49-3 in Big 12 games.
- OU is 51-0 under Stoops when scoring 40 points or more at home and 38-0 at home when allowing 10 points or fewer.

Streaks

- Oklahoma has wins over top 10 teams including No. 1 Nebraska (2000), No. 2 Texas Tech (2008) and No. 9 Iowa State (2002) during that time.
- From 2005-11, Oklahoma won 39 straight home games, a stadium record.
- The streak was the fifth-longest home win streak in the modern football era. OU has been sold out at home for every game of the Stoops era, a school-record of 86 consecutive games.
- Under Stoops, OU won its first 17 home games stretching almost over his first three seasons from 1999-01.
- The Sooners also had a 19-game streak under Stoops from 2002-04.

Margin of Victory

- The Sooners have posted 11 shutouts against incoming opponents, including three against Big 12 foes.
- Oklahoma's biggest wins are a 77-0 defeat of Texas A&M (11/8/03) and a 68-0 win over UTEP (9/14/02).
- OU's average margin of victory at home has been 22 points or higher six of the past seven seasons and 11 of 14 seasons under Stoops.
- OU's five losses at home in the last 14 seasons have come by a combined 35 points, an average of 7.0 points per game.
- Only two games have gone into overtime, a 37-30 win vs. Baylor (10/22/05) and a 51-48 triumph over Oklahoma State (11/24/12).

Attendance Lately

- OU's average attendance in 2012 was 103.8% of Memorial Stadium's official capacity.
- Only Oregon (106.5), Nebraska (105.5) and Texas A&M (105.4) had higher percentages than the Sooners.
- In 2012, Oklahoma ranked No. 13 nationally in average attendance at 85,243.

Record-Setting Attendance

- Oklahoma has drawn 6,877,924 fans for Bob Stoops' 90 home games (started in 1999) and all have been sold out.
- The current string of sellouts is the longest in school history, eclipsing a mark of 69 from 1971-84.
- A school-record 86,031 fans witnessed Oklahoma's home game against Notre Dame (10/27/12). It was the largest crowd ever to witness a sporting event in the state of Oklahoma.
- In 2012, Oklahoma fans set a record for average season attendance at 85,243. That broke the mark of 85,161 that was set last season.
- OU has exceeded the seating capacity of 82,112 at Gaylord Family – Oklahoma Memorial Stadium in 55 straight games.
- The top 10 seasons for home attendance at Oklahoma have been during Stoops' tenure as head coach.
- Of the top 10 crowds at Gaylord Family – Oklahoma Memorial Stadium, all have come in the past six years.

Home Winning Percentage

Since the start of the 1999 season, Bob Stoops' first at OU, Oklahoma is second nationally in home winning percentage at .944, holding a record of 85-5 over that span.

Team	Record	Win %
1. Boise State	87-3	.967
2. OKLAHOMA	85-5	.944
3. Ohio State	90-13	.874
4. Virginia Tech	82-13	.863
5. TCU	71-12	.855





QUARTERBACKS

#10 BLAKE BELL **RS-JR**

- Is the first OU QB to go 3-0 in his first three career starts since Sam Bradford in 2007.
- His 120 straight pass attempts without an INT is the fifth-longest active FBS streak.
- Went 22-30 (73.3%) for 232 yards and 2 TDs with 59 rushing yards at Notre Dame (9/28).
- Named Big 12 Offensive Player of the Week after setting career highs on 27 of 37 passing for 413 yards and four TDs with a 202.4 rating vs. Tulsa (9/14).
- His 413 yards and four TDs vs. Tulsa (9/14) were the most by an OU QB in a starting debut.
- Has played in 25 career games, completing 82 for 124 passes (66.1%) for 950 yards and six TDs, adding 144 rushes for 547 yards and 24 TDs.
- Played in all 13 games last season, tying for the team lead with 11 rushing TDs.
- Had a 4-yard TD run with four seconds left in regulation to force OT in a 51-48 win vs. OSU (11/24/12).
- Father, Mark (D4 - '79, Seattle) played DE for six seasons for the Seahawks and Colts. Uncle, Mike (D1 - '79) played 12 seasons as a DE for the Chiefs.
- Studied in Ireland this summer.

#9 TREVOR KNIGHT **RS-FR**

- Had a 30-yard rush at Notre Dame (9/28).
- Sat out the game vs. Tulsa (9/14) due to a knee injury.
- One of five FBS freshman QBs to win a season opener.
- Became the 4th OU freshman QB to start and win a season opener, doing so vs. ULM (8/31).
- With 103 yards vs. ULM (8/31) became the 1st OU QB to rush for 100+ yards since Jason White had 103 vs. Kansas (10/13/01).
- Threw for 2,092 yards with 27 TDs and three INTs as a prep senior, rushing for 943 yards and 15 TDs.
- Fraternal twin brother, Connor, is a TE and long snapper for the Sooners.

#1 KENDAL THOMPSON **RS-SO**

- Suffered a right foot fracture in practice on Aug. 1
- Returned fully to practice on Sep. 9.
- Did not play in 2012 after redshirting in 2011.
- Son of former OU QB Charles Thompson ('87-88).



RUNNING BACKS

#24 BRENNAN CLAY **SR**

- Ranks second in the Big 12, averaging 90.0 rush ypg.
- Scored a game-clinching, 76-yard TD vs. TCU (10/5), finishing with 111 rush yards.
- Had 22 rushes for a career high 170 yards vs. WVU (9/7).
- Has 253 rushes for 1,406 yards in his career.
- Led the Big 12 in kickoff return average in 2012.
- Had a game-winning 18-yard TD run in a 51-48 OT win vs. Oklahoma State (11/24/12).
- Has three career 100-yard games.
- 70th OU player in to rush for over 1,000 career yards.

#26 DAMIEN WILLIAMS **SR**

- Had nine rushes for 42 yards, including an 11-yard TD and a season-long 17-yard catch at UND (9/28).
- Did not play vs. Tulsa (9/14).
- Had 21 rushes for 95 yards vs. WVU (9/7).
- Named All-Big 12 Second Team and Big 12 in 2013.
- Has played in 16 games (9 starts) of his career, totaling 1,176 rushing yards on 233 carries.
- Has four career 100-yard games.
- Is the 69th player in OU history to rush for over 1,000 career yards.
- Was the only FBS player to have four runs of 65 yards or more in 2012.

#22 ROY FINCH **SR**

- Scored the first receiving TD of his career on a 29-yard catch vs. Tulsa (9/14).
- Had a school-record 100-yard TD vs. Kansas (10/20/12).
- In 39 career games has 1,190 rushing yards and 388 receiving yards.

#21 KEITH FORD **FR**

- Rushed four times for 20 yards vs. ULM (8/31).
- Scored on a three-yard TD run vs. Tulsa (9/14), finishing with seven rushes for 46 yards.



FULLBACKS

#33 TREY MILLARD **SR**

- Had an eight-yard rush TD vs. TCU (10/5).
- Had a one-yard TD catch vs. WVU (9/7).
- Named All-Big 12 First Team by coaches and All-Big 12 Second Team as a TE by AP.
- Has 84 rushes for 459 yards and 6 TDs and 64 receptions for 624 yards and seven TDs in his career.
- Caught a career-high five passes for 119 yards, including a 73-yard reception and a 24-yard TD vs. Texas (10/13/12).
- Studied in Ireland this summer.

#48 AARON RIPKOWSKI **SO**

- Earned the Derrick Shepard Award as the club's top walk-on in 2012.



WIDE RECEIVERS

#8 JALEN SAUNDERS **SR**

- Caught a 25-yard TD vs. Tulsa (9/14), finishing with three receptions for 47 yards.
- Tied a career high with two TDs vs. ULM (8/31).
- Finished third on the team with 62 receptions and 829 yards in nine games (eight starts) in 2012.
- Tied a school record with 15 catches vs. Notre Dame (10/27/12), finishing with 181 yards.
- Has played in 40 career games (22 starts), totaling 164 receptions for 2,569 yards and 21 TDs.

#3 STERLING SHEPARD **SO**

- Had five catches for 83 yards at Notre Dame (9/28), including a career-long catch for a 54-yard TD.
- Set career highs with eight receptions for 123 yards and two TDs vs. Tulsa (9/14).
- Has played in 18 games (9 starts) with 66 receptions for 887 yards and six touchdowns in his career.
- Finished with the third-most receiving yards and the fourth-most receptions by a freshman in program history.
- Wears the same jersey number as his late father, Derrick, who lettered at WR for OU from 1983-86.

#17 TREY METOYER **SO**

- Caught a 13-yard TD vs. ULM (8/31).
- Has 18 receptions for 161 yards and 2 TDs in his career.

#11 LACOLTAN BESTER **SR**

- Caught a 26-yard TD at Notre Dame (9/28).
- Had two receptions for 16 yards vs. Tulsa (9/14).
- Played in 13 games, recording three receptions for 29 yards in 2012.

#16 JAZ REYNOLDS **RS-SR**

- Had four catches for 109 yards vs. Tulsa (9/14), marking the third 100-yard game of his career.
- Caught an 82-yard pass vs. Tulsa (9/14), the second-longest reception ever at Owen Field.
- Did not play in 2012.
- Has played in 23 games with nine starts, totaling 59 receptions, 1,108 yards and five TDs.
- Became the 29th player in OU history with 1,000 career receiving yards with 109 yards vs. Tulsa (9/14).

#5 DURRON NEAL **SO**

- Had four receptions for 42 yards vs. TCU (10/5).
- Set career highs with four receptions for 64 yards vs. Tulsa (9/14).
- Played in 10 games as a true freshman last season, grabbing five catches for 75 yards.

#6 DANNON CAVIL **FR**

- Four-star recruit & No. 35 wide receiver (ESPN.com).
- Recorded 33 catches, 720 yards and seven TDs as a senior at James Madison HS in San Antonio.



TIGHT ENDS

#82 BRANNON GREEN **SR**

- Has played in 13 career games, catching three passes for 45 yards and a touchdown.
- First career reception was an 18-yard TD at UTEP (9/1/12).
- Joined OU from Fort Scott Community College.

#89 CONNOR KNIGHT **RS-FR**

- Walk-on also works at long snapper.
- Fraternal twin brother of OU QB Trevor Knight.



OFFENSIVE LINE

#64 GABE IKARD **RS-SR**

- Preseason All-American pick by *Sports Illustrated* and ESPN and was a 2012 Wuerffel Trophy finalist.
- 2012 All-Big 12 First Team by AP and coaches.
- 2012 Capital One Academic All-America First Team.
- Has started all five games at center in 2013.
- Has started 23 games at center and 20 games at LG.
- Graduated with a perfect 4.0 GPA in multidisciplinary studies in May.
- Studied in Ireland over the summer.

#79 DARYL WILLIAMS **RS-JR**

- Started at RT in all five games this season.
- 2012 All-Big 12 Honorable Mention.
- Started 10 games in 2012 at RT before missing the season's final three games with a knee injury.

#71 TYRUS THOMPSON **RS-JR**

- Started at LT in all five games this season.
- Has played in 22 career games with nine starts.

#74 ADAM SHEAD **RS-JR**

- Started at LG in all five games this season.
- Has played in 25 career games with 21 starts.

#54 NILA KASITATI **RS-SO**

- Started at RG in the first four games of the season.
- Played in four games in 2012 before suffering a season-ending knee injury at Texas Tech (10/6/12).
- Was treated for heart arrhythmia in 2012.

#68 BRONSON IRWIN **SR**

- Started for the first time in 2013 vs. TCU (10/5).
- Started all 13 games at right guard in 2012.
- Has seen action in 38 career games at RG and RT.

#72 DEREK FARNIOK **RS-SO**

- Played in 10 games in 2012 on special teams and offensive line as a redshirt freshman.

#56 TY DARLINGTON **SO**

- Played in nine games with one start as a FR in 2012.

#50 AUSTIN WOODS **SR**

- Backup left guard and starting deep snapper played in all 13 games in 2012.
- Finished chemotherapy on 10/1/12 after being treated for Hodgkin's lymphoma.
- Was told his cancer was in remission on 11/1/12.





DEFENSIVE LINE

#85 GENE GRISSEM RS-JR

- Had a career-high six tackles and 0.5 TFL at Notre Dame (9/28).
- Started in four games this season.
- Has seen duty in 22 career games (4 starts).
- Also saw duty at tight end in 2012.

#91 CHARLES TAPPER SO

- Had a career-high 2.0 sacks and tied a career high with five tackles vs. TCU (10/5).
- Made first-career start at DE vs. ULM (8/31), totaling three tackles.
- Played in five games as a true freshman in 2012.
- Former prep basketball phenom started playing football his junior year at City College HS in Baltimore, Md.

#80 JORDAN PHILLIPS RS-SO

- Did not play vs. TCU (10/5) due to injury.
- Earned his first career sack at Notre Dame (9/28).
- Had three tackles and 1.0 TFL vs. Tulsa (9/14).
- Has started four games at DT this season.

#98 CHUKA NDULUE RS-JR

- Had six tackles and 0.5 TFL vs. TCU (10/5).
- Led the Sooners with 5.0 sacks and tied for the team lead with 6.0 TFL in 13 games in 2012.
- Has played in 24 career games (11 starts), totaling 54 tackles, 7.5 TFL, 6.0 sacks a FF and a FR.

#93 JORDAN WADE RS-FR

- Made his first career start vs. TCU (10/5), totaling two tackles and 1.0 sack.
- Played in his first career game vs. ULM (8/31), garnering two tackles.

#94 TORREA PETERSON RS-JR

- Has played in three games this season.
- Has played in nine career games as a backup defensive tackle totaling five tackles and 1.5 TFL.

#95 QUINCY RUSSELL JR

- Played in first career OU game vs. ULM (8/31).
- Began practicing with the team on Aug. 16.
- Joined OU from Trinity Valley CC in San Antonio.

#90 MATT DIMON FR

- Has played in all four games this season at DE.

#84 MIKE ONUOHA SO

- Missed the first three games with a shoulder injury.
- Played in four games in 2012, totaling four tackles.



LINEBACKERS

#7 COREY NELSON SR

- Tore his pectoral muscle vs. TCU (10/5) and will likely miss the remainder of the season.
- Has 27 tackles (13 solo) and 3.0 TFL with 1.0 sack, two QBH, an INT and three PBU this season.
- Had a 24-yard INT return TD at Notre Dame (9/28).
- Led the team with eight tackles, a sack and 2.0 TFL vs. ULM (8/31).
- Had seven tackles, QBH, PBU vs. West Virginia (9/7).
- Finished second among LBs and sixth on the team with 47 tackles in 2012.
- Has played in 45 career games (27 starts), totaling 153 tackles, 17.5 TFL, 5.5 sacks, an INT and 10 PBU.

#20 FRANK SHANNON RS-SO

- Leads the team with 34 tackles (19 solo) this season.
- Led the team with seven tackles vs. TCU (10/5).
- Had his first career INT (17 yds.) at Notre Dame (9/28), adding eight tackles.

- Had a career-high 10 tackles vs. Tulsa (9/14).
- Totaled 72 tackles, 6.0 TFL, 2.0 sacks, an INT and a fumble recovery during his career.

#25 AARON FRANKLIN JR

- Played in all 13 games in 2012, racking up 21 tackles, including 1.0 sack.
- Led team with career-high six tackles vs. Florida A&M (9/8/12), adding 1.0 TFL.

#19 ERIC STRIKER SO

- Has started all five games of this season at OLB, posting 14 tackles, 2.0 TFL and five QBH.
- Provided the QBH that led to a 24-yard INT return TD by LB Corey Nelson at Notre Dame (9/28).
- Had five tackles with 1.0 TFL vs. WVU (9/7).
- Made his first career start at OLB vs. ULM (8/31).

#42 DOMINIQUE ALEXANDER FR

- Had a career-high four tackles vs. Tulsa (9/14).
- Has played in all four games this season.



CORNERBACKS

#14 AARON COLVIN SR

- Had five tackles and 1.0 sack vs. TCU (10/5).
- Sat out the game vs. Tulsa (9/14) due to injury.
- 2012 All-Big First Team by AP and coaches.
- Started all 13 games at right CB in 2012, totaling 61 tackles, 2.5 TFL, two sacks, four INTs and 11 PBU.
- Has 192 tackles, 11.5 TFL, 3.5 sacks, 21 PBU and four INTs in his career.

#15 ZACH SANCHEZ RS-FR

- Had a career high four PBU vs. TCU (10/5).
- Had three PBU with two tackles at Notre Dame (9/28).
- Has started at left CB in all five games this season.
- Redshirted in 2012.

#22 CORTEZ JOHNSON RS-JR

- Has five tackles and a PBU in two games this season.
- Did not play in 2012 after transferring from Arizona.
- Played in eight games with two starts in one season at Arizona with 16 total tackles.
- Recruited to Arizona by then-head coach Mike Stoops.

#6 STANVON TAYLOR FR

- Made his first career start vs. Tulsa (9/14), posting a career-high three tackles.
- Gatorade Oklahoma Player of the Year for 2012.

#27 DAKOTA AUSTIN FR

- Recorded his first career tackle vs. Tulsa (9/14).



SAFETIES

#9 GABE LYNN RS-SR

- Owns three takeaways in 2013 (2 INTs, 1 FR).
- Had an INT and 31-yard return vs. Tulsa (9/14).
- Named Big 12 Defensive POW after posting three tackles, a 27-yard FR and an INT vs. WVU (9/7).
- Has played in 35 career games (16 starts), totaling 70 tackles, 4.5 TFL, six PBU, two INTs and two FR.

#2 JULIAN WILSON RS-JR

- Had an INT and 1.0 TFL at Notre Dame (9/28).
- Had career-high six tackles at WVU (11/17/12).
- Caught his first career INT. vs. ULM (8/31).
- Has played in 29 games (seven starts) with 45 tackles, 3.5 TFL, an INT and eight PBU.

#10 QUENTIN HAYES RS-JR

- Ranks third on the team with 24 tackles (9 solo) with 1.0 TFL and a forced fumble.
- Had a team high eight tackles with 0.5 TFL and a forced fumble vs. WVU (9/7).
- Started his first career game at SS vs. ULM (8/31).

- Saw duty in eight games as a RS freshman in 2011.

#32 TREY FRANKS RS-JR

- Had a fumble recovery on special teams vs. WVU (9/7).
- Made his defensive debut vs. ULM (8/31).
- Redshirted in 2012.
- Played in 26 career games (six starts) as a WR in 2010-11, totaling 51 catches for 459 yards and a TD.

#23 KASS EVERETT SR

- Works in the club's dime package.
- Had a sack and forced fumble vs. WVU (9/7).
- Played in 13 games in his career, totaling seven tackles, 1.0 TFL and a forced fumble.

#13 AHMAD THOMAS FR

- Played in three games this season.
- Early enrollee out of Miami Central HS (Miami, Fla.).

#4 HATARI BYRD FR

- Had first three tackles of his career vs. Tulsa (9/14).
- Four-star recruit out of Central East HS (Fresno, Calif.).



SPECIALISTS

#18 MICHAEL HUNNICUTT RS-JR

- His 50 career made FGs are the most in OU history.
- Has converted 12 of 13 field goals this season.
- With a 39-yard field goal vs. TCU (10/5), set the OU record with his 49th career FG.
- Scored 15 points vs. Tulsa (9/14), hitting 3-3 field goals and 6-6 PATs.
- Hit three field goals, including a season-long 44-yarder, vs. WVU (9/7).
- Has converted 50 of 58 (.862) field goals and 128 of 130 (.985) PATs in his career.

#44 JED BARNETT JR

- Has 25 punts for 1,039 yards (41.6 avg.) with nine inside the 20 and three over 50 yards, including a 54-yard long vs. ULM (8/31).
- Transfer from Laney College (Oakland, Calif.)
- Began collegiate career at Cal in 2011.

#39 NICK HODGSON JR

- Has 33 kickoffs for 2,126 yards (64.4 avg.) with 73% (24-33) resulting in touchbacks.
- Sent all seven kickoffs into the end zone for touchbacks vs. ULM (8/31) in his first game as the primary kickoff specialist.

#50 AUSTIN WOODS SR

- Handles both the long snaps and kick snaps.
- Two-time Academic All-Big 12.

#84 GRANT BOTHUN SO

- Has served as holder in four games this season.



RETURN MEN

#24 BRENNAN CLAY SR

- Totaled a team-high 20 kick returns for 507 yards in 2012.
- Led the Big 12 in kickoff return average at 25.4 yards per return.

#22 ROY FINCH SR

- Had two kickoff returns for 35 yards at UND (9/28).
- Totaled 372 yards on just 12 kickoff returns (31.0 avg.), including a school-record 100-yard TD return vs. Kansas (10/20/12).

#8 JALEN SAUNDERS SR

- Has nine punt returns for 108 yards (12.0 avg.).
- Returned four punts for 55 yards, including a season-long 45 yarder, vs. ULM (8/31).
- Had a game-changing 81-yard punt return for a touchdown vs. Oklahoma State (11/24/12).



#	Player	Pos	Ht	Wt	Yr	Hometown (Previous School)
1	L.J. Moore	DB	6-1	166	Fr.	Fresno, Calif. (Central East HS)
1	Kendal Thompson	QB	6-1	199	R-So.	Moore, Okla. (Southmoore HS)
2	Julian Wilson	DB	6-2	199	R-Jr.	Oklahoma City, Okla. (Southmoore HS)
3	Sterling Shepard	WR	5-10	193	So.	Oklahoma City, Okla. (Heritage Hall HS)
4	Hatari Byrd	DB	6-1	198	Fr.	Fresno, Calif. (Central East HS)
5	Durron Neal	WR	5-11	199	So.	St. Louis, Mo. (De Smet Jesuit HS)
6	Dannon Cavil	WR	6-5	214	Fr.	San Antonio, Texas (James Madison HS)
6	Stanvon Taylor	DB	5-11	173	Fr.	Tulsa, Okla. (East Central HS)
7	Corey Nelson	LB	6-1	226	Sr.	Dallas, Texas (Skyline HS)
8	Jalen Saunders	WR	5-9	157	Sr.	Elk Grove, Calif. (Fresno State)
9	Trevor Knight	QB	6-1	201	R-Fr.	San Antonio, Texas (Reagan HS)
9	Gabe Lynn	DB	6-0	204	R-Sr.	Tulsa, Okla. (Jenks HS)
10	Blake Bell	QB	6-6	252	R-Jr.	Wichita, Kan. (Bishop Carroll HS)
10	Quentin Hayes	DB	6-0	193	Jr.	Lancaster, Texas (Lancaster HS)
11	Lacoltan Bester	WR	6-3	195	Sr.	Scooba, Miss. (East Mississippi CC)
12	Derrick Woods	WR	6-1	188	R-Fr.	Inglewood, Calif. (Inglewood HS)
13	Ahmad Thomas	DB	6-1	215	Fr.	Miami, Fla. (Miami Central HS)
14	Aaron Colvin	DB	6-0	192	Sr.	Tulsa, Okla. (Owasso HS)
14	Cody Thomas	QB	6-5	209	Fr.	Colleyville, Texas (Heritage HS)
15	Zack Sanchez	DB	5-11	176	R-Fr.	Keller, Texas (Central HS)
16	Jaz Reynolds	WR	6-2	198	R-Sr.	Houston, Texas (Eisenhower HS)
17	Trey Metoyer	WR	6-1	185	So.	Whitehouse, Texas (Hargrave Academy)
18	Michael Hunnicutt	K	6-1	176	R-Jr.	Richardson, Texas (Pearce HS)
19	Eric Striker	LB	6-0	219	So.	Seffner, Fla. (Armwood HS)
20	Frank Shannon	LB	6-1	229	R-So.	Dallas, Texas (Skyline HS)
21	Keith Ford	RB	5-11	205	Fr.	Cypress, Texas (Cypress Ranch HS)
22	Roy Finch	RB	5-7	167	Sr.	Niceville, Fla. (Niceville HS)
22	Cortez Johnson	DB	6-2	201	R-So.	New Orleans, La. (Arizona)
23	Kass Everett	DB	5-10	189	Sr.	Philadelphia, Pa. (Pierce College)
24	Brennan Clay	RB	5-11	201	Sr.	San Diego, Calif. (Scripps Ranch HS)
25	Aaron Franklin	LB	6-1	222	R-Jr.	Marshall, Texas (Marshall HS)
25	David Smith	RB	5-10	199	R-Fr.	Midlothian, Ill. (Bremen HS)
26	Jordan Evans	LB	6-3	216	Fr.	Norman, Okla. (Norman North HS)
26	Damien Williams	RB	5-11	211	Sr.	San Diego, Calif. (Arizona Western)
27	Dakota Austin	DB	5-11	151	Fr.	Lancaster, Texas (Lancaster HS)
28	Alex Ross	RB	6-1	209	R-Fr.	Jenks, Okla. (Jenks HS)
29	Rashod Favors	DE	6-1	261	R-Jr.	Fort Worth, Texas (Dunbar HS)
30	Thaddeus LaGrone	DB	6-2	193	Fr.	Allen, Texas (Allen HS)
31	Londell Taylor	LB	6-0	213	R-So.	Vian, Okla. (Rose State College)
32	Seth Carter	DB	5-11	186	Sr.	Wichita Falls, Texas (Rider HS)
32	Trey Franks	DB	5-10	200	R-Jr.	Orange, Texas (West Orange-Stark HS)
33	Trey Millard	FB	6-2	253	Sr.	Columbia, Mo. (Rock Bridge HS)
34	Daniel Brooks	DB	5-8	176	R-Fr.	Port Lavaca, Texas (Calhoun HS)
36	Daniel Schwarz	K	6-2	183	Fr.	Lawton, Okla. (MacArthur HS)
38	Jack Steed	P	6-5	210	R-Fr.	Katy, Texas (Cinco Ranch HS)
38	Brandon Young	DB	5-10	178	Jr.	Frisco, Texas (Frisco HS)
39	Nick Hodgson	K	6-2	193	Jr.	N. Richland Hills, Texas (N. Richland Hills HS)
40	P. L. Lindley	DE	6-2	254	R-So.	Round Rock, Texas (Stony Point HS)
40	Julian Winters	WR	5-11	169	Sr.	Sacramento, Calif. (Christian Brothers HS)
41	Joe Palange	FB	6-2	224	R-Fr.	Cleveland, Ohio (William & Mary)
42	Dominique Alexander	LB	6-2	216	Fr.	Tulsa, Okla. (Booker T. Washington HS)
43	Ruben Hunter	LB	6-2	204	Fr.	Oklahoma City, Okla. (Putnam City North HS)
44	Jed Barnett	P	6-2	227	Jr.	Camas, Wash. (Laney College)
45	Caleb Gastelum	LB	6-2	222	Jr.	Claremore, Okla. (Home School)
46	Jack Braught	K	6-3	170	Fr.	Duncan, Okla. (Duncan HS)
47	Eric Hosek	K	5-10	153	R-So.	Sherman, Texas (Sherman HS)
48	Aaron Ripkowski	FB	6-1	254	Jr.	Dayton, Texas (Dayton HS)
49	David Driskill	DE	6-1	244	Jr.	Oklahoma City, Okla. (Casady HS)
50	Austin Woods	OL	6-4	311	Sr.	Rockwall, Texas (Rockwall-Heath HS)
53	Tony Feo	OL	6-4	292	R-Jr.	Pago Pago, American Samoa (Fullerton College)
52	John-Philip Hughes	OL	6-4	281	R-So.	Tulsa, Okla. (Edison HS)
54	Nila Kasitati	OL	6-4	312	R-So.	Euleess, Texas (Trinity HS)

55	Josiah St. John	OL	6-6	305	Jr.	Toronto, Canada (Trinity Valley CC)
56	Ty Darlington	OL	6-3	288	So.	Apopka, Fla. (Apopka HS)
60	Brendan Northcutt	DS	6-7	220	Fr.	Frisco, Texas (Frisco HS)
64	Gabe Ikard	OL	6-3	298	R-Sr.	Oklahoma City, Okla. (Bishop McGuinness HS)
65	Nick Hardaway	OL	6-4	315	Fr.	Moore, Okla. (Westmoore HS)
66	Riley Nolan	OL	6-3	283	R-Fr.	Norman, Okla. (Missouri Southern State)
67	Robert Hollis	DT	6-4	330	R-So.	Tulsa, Okla. (Edison HS)
68	Bronson Irwin	OL	6-5	314	Sr.	Mustang, Okla. (Mustang HS)
70	Christian Daimler	OL	6-6	279	Fr.	Houston, Texas (Stratford HS)
71	Tyrus Thompson	OL	6-5	320	R-Jr.	Pflugerville, Texas (Pflugerville HS)
72	Derek Farniok	OL	6-9	325	R-So.	Sioux Falls, S.D. (Washington HS)
73	Dylan Hartsook	OL	6-5	299	R-Fr.	Midwest City, Okla. (Choctaw HS)
74	Adam Shead	OL	6-4	316	R-Jr.	Cedar Hill, Texas (Cedar Hill HS)
75	Tyler Evans	OL	6-5	305	R-Sr.	Strafford, Mo. (Strafford HS)
77	Dionte Savage	OL	6-5	339	Jr.	Flint, Mich. (Arizona Western CC)
78	Kyle Marrs	OL	6-5	307	R-Fr.	San Antonio, Texas (Brandeis HS)
79	Daryl Williams	OL	6-6	321	R-Jr.	Lake Dallas, Texas (Lake Dallas HS)
80	Jordan Phillips	DT	6-6	324	R-So.	Towanda, Kan. (Circle HS)
80	Jordan Smallwood	WR	6-2	202	Fr.	Jenks, Okla. (Jenks HS)
81	Austin Brown	WR	6-3	201	R-So.	Buffalo, S.D. (Sioux Falls)
81	Sam Grant	TE	6-7	258	R-Fr.	North Royalton, Ohio (St. Edward HS)
82	Brannon Green	TE	6-2	256	Sr.	Altamont, Kan. (Fort Scott CC)
82	Ogbonnia Okoronkwo	DE	6-3	214	Fr.	Houston, Texas (Alief Taylor HS)
83	Cody Barrow	WR	5-10	185	So.	McKinney, Texas (Allen HS)
83	Austin Bennett	WR	6-0	163	Fr.	Manvel, Texas (Manvel HS)
84	Grant Bothun	WR	5-11	188	So.	Rowlett, Texas (Rowlett HS)
84	Mike Onuoha	DE	6-5	235	So.	Edmond, Okla. (Santa Fe HS)
85	Geneo Grissom	DE	6-4	263	R-Jr.	Hutchinson, Kan. (Hutchinson HS)
85	K.J. Young	WR	6-1	176	Fr.	Perris, Calif. (Citrus Hill HS)
86	Brandon Kitchens	WR	5-11	161	R-Fr.	Jenks, Okla. (Jenks HS)
87	Zach Long	WR	5-11	173	Fr.	Norman, Okla. (Norman HS)
87	D.J. Ward	DE	6-2	245	Fr.	Moore, Okla. (Southmoore HS)
88	Cody Chancellor	WR	6-3	177	Fr.	Oklahoma City, Okla. (Bishop McGuinness HS)
88	Taylor McNamara	TE	6-5	246	R-Fr.	San Diego, Calif. (Westview HS)
89	Ashton Bennett	WR	5-10	160	R-Fr.	Manvel, Texas (Manvel HS)
89	Connor Knight	TE	6-4	226	R-Fr.	San Antonio, Texas (Reagan HS)
90	Matt Dimon	DE	6-2	268	Fr.	Katy, Texas (Katy HS)
91	Charles Tapper	DE	6-4	261	So.	Baltimore, Md. (City College HS)
92	Matthew Romar	DT	6-3	286	Fr.	Port Arthur, Texas (Memorial HS)
93	Jordan Wade	DT	6-4	296	R-Fr.	Round Rock, Texas (Stony Point HS)
94	Torrea Peterson	DT	6-3	295	R-Jr.	San Antonio, Texas (East Central HS)
95	Quincy Russell	DT	6-4	315	Jr.	San Antonio, Texas (Trinity Valley CC)
96	Mitch Tate	DE	6-4	245	R-So.	Bartlesville, Okla. (Bartlesville HS)
97	Charles Walker	DT	6-3	281	Fr.	Garland, Texas (South Garland HS)
98	Chuka Ndulue	DT	6-3	274	R-Jr.	Dallas, Texas (Dallas Jesuit Prep)
99	Chaz Nelson	DE	6-2	237	R-Sr.	Columbus, Ohio (Garden City CC)

OKLAHOMA COACHING STAFF

Bob Stoops	Head Coach
Mike Stoops	Associate Head Coach/Defensive Coordinator/Safeties
Bobby Jack Wright	Assistant Head Coach/Cornerbacks
Cale Gundy	Director of Recruiting/Running Backs
Josh Heupel	Co-Offensive Coordinator/Quarterbacks
Jay Norvell	Co-Offensive Coordinator/Wide Receivers
Tim Kish	Assistant Defensive Coordinator/Linebackers
Bill Bedenbaugh	Offensive Line
Jerry Montgomery	Defensive Line
Jay Boulware	Tight Ends/Special Teams Coordinator
Joe Jon Finley	Offensive Quality Control
Chad Walker	Defensive Quality Control
Ryan McKim	Special Teams Quality Control

#	Player	Pos	Ht	Wt	Yr	Hometown (Previous School)
42	Dominique Alexander	LB	6-2	216	Fr.	Tulsa, Okla. (Booker T. Washington HS)
27	Dakota Austin	DB	5-11	151	Fr.	Lancaster, Texas (Lancaster HS)
44	Jed Barnett	P	6-2	227	Jr.	Camas, Wash. (Laney College)
83	Cody Barrow	WR	5-10	185	So.	McKinney, Texas (Allen HS)
10	Blake Bell	QB	6-6	252	R-Jr.	Wichita, Kan. (Bishop Carroll HS)
89	Ashton Bennett	WR	5-10	160	R-Fr.	Manvel, Texas (Manvel HS)
83	Austin Bennett	WR	6-0	163	Fr.	Manvel, Texas (Manvel HS)
11	Lacoltan Bester	WR	6-3	195	Sr.	Scooba, Miss. (East Mississippi CC)
84	Grant Bothun	WR	5-11	188	So.	Rowlett, Texas (Rowlett HS)
46	Jack Braught	K	6-3	170	Fr.	Duncan, Okla. (Duncan HS)
34	Daniel Brooks	DB	5-8	176	R-Fr.	Port Lavaca, Texas (Calhoun HS)
81	Austin Brown	WR	6-3	201	R-So.	Buffalo, S.D. (Sioux Falls)
4	Hatari Byrd	DB	6-1	198	Fr.	Fresno, Calif. (Central East HS)
32	Seth Carter	DB	5-11	186	Sr.	Wichita Falls, Texas (Rider HS)
6	Dannon Cavil	WR	6-5	214	Fr.	San Antonio, Texas (James Madison HS)
88	Cody Chancellor	WR	6-3	177	Fr.	Oklahoma City, Okla. (Bishop McGuinness HS)
24	Brennan Clay	RB	5-11	201	Sr.	San Diego, Calif. (Scripps Ranch HS)
14	Aaron Colvin	DB	6-0	192	Sr.	Tulsa, Okla. (Owasso HS)
70	Christian Daimler	OL	6-6	279	Fr.	Houston, Texas (Stratford HS)
56	Ty Darlington	OL	6-3	288	So.	Apopka, Fla. (Apopka HS)
90	Matt Dimon	DE	6-2	268	Fr.	Katy, Texas (Katy HS)
49	David Driskill	DE	6-1	244	Jr.	Oklahoma City, Okla. (Casady HS)
26	Jordan Evans	LB	6-3	216	Fr.	Norman, Okla. (Norman North HS)
75	Tyler Evans	OL	6-5	305	R-Sr.	Strafford, Mo. (Strafford HS)
23	Kass Everett	DB	5-10	189	Sr.	Philadelphia, Pa. (Pierce College)
72	Derek Farniok	OL	6-9	325	R-So.	Sioux Falls, S.D. (Washington HS)
29	Rashod Favors	DE	6-1	261	R-Jr.	Fort Worth, Texas (Dunbar HS)
53	Tony Feo	OL	6-4	292	R-Jr.	Pago Pago, American Samoa (Fullerton College)
22	Roy Finch	RB	5-7	167	Sr.	Niceville, Fla. (Niceville HS)
21	Keith Ford	RB	5-11	205	Fr.	Cypress, Texas (Cypress Ranch HS)
25	Aaron Franklin	LB	6-1	222	R-Jr.	Marshall, Texas (Marshall HS)
32	Trey Franks	DB	5-10	200	R-Jr.	Orange, Texas (West Orange-Stark HS)
45	Caleb Gastelum	LB	6-2	222	Jr.	Claremore, Okla. (Home School)
81	Sam Grant	TE	6-7	258	R-Fr.	North Royalton, Ohio (St. Edward HS)
82	Brannon Green	TE	6-2	256	Sr.	Altamont, Kan. (Fort Scott CC)
85	Geneo Grissom	DE	6-4	263	R-Jr.	Hutchinson, Kan. (Hutchinson HS)
65	Nick Hardaway	OL	6-4	315	Fr.	Moore, Okla. (Westmoore HS)
73	Dylan Hartsook	OL	6-5	299	R-Fr.	Midwest City, Okla. (Choctaw HS)
10	Quentin Hayes	DB	6-0	193	Jr.	Lancaster, Texas (Lancaster HS)
39	Nick Hodgson	K	6-2	193	Jr.	N. Richland Hills, Texas (N. Richland Hills HS)
67	Robert Hollis	DT	6-4	330	R-So.	Tulsa, Okla. (Edison HS)
47	Eric Hosek	K	5-10	153	R-So.	Sherman, Texas (Sherman HS)
18	Michael Hunnicutt	K	6-1	176	R-Jr.	Richardson, Texas (Pearce HS)
52	John-Philip Hughes	OL	6-4	281	R-So.	Tulsa, Okla. (Edison HS)
43	Ruben Hunter	LB	6-2	204	Fr.	Oklahoma City, Okla. (Putnam City North HS)
64	Gabe Ikard	OL	6-3	298	R-Sr.	Oklahoma City, Okla. (Bishop McGuinness HS)
68	Bronson Irwin	OL	6-5	314	Sr.	Mustang, Okla. (Mustang HS)
22	Cortez Johnson	DB	6-2	201	R-So.	New Orleans, La. (Arizona)
54	Nila Kasitati	OL	6-4	312	R-So.	Eules, Texas (Trinity HS)
86	Brandon Kitchens	WR	5-11	161	R-Fr.	Jenks, Okla. (Jenks HS)
89	Connor Knight	TE	6-4	226	R-Fr.	San Antonio, Texas (Reagan HS)
9	Trevor Knight	QB	6-1	201	R-Fr.	San Antonio, Texas (Reagan HS)
30	Thaddeus LaGrone	DB	6-2	193	Fr.	Allen, Texas (Allen HS)
40	P. L. Lindley	DE	6-2	254	R-So.	Round Rock, Texas (Stony Point HS)
87	Zach Long	WR	5-11	173	Fr.	Norman, Okla. (Norman HS)
9	Gabe Lynn	DB	6-0	204	R-Fr.	Tulsa, Okla. (Jenks HS)
78	Kyle Marrs	OL	6-5	307	R-Fr.	San Antonio, Texas (Brandeis HS)
88	Taylor McNamara	TE	6-5	246	R-Fr.	San Diego, Calif. (Westview HS)
17	Trey Metoyer	WR	6-1	185	So.	Whitehouse, Texas (Hargrave Academy)
33	Trey Millard	FB	6-2	253	Sr.	Columbia, Mo. (Rock Bridge HS)
1	L.J. Moore	DB	6-1	166	Fr.	Fresno, Calif. (Central East HS)

98	Chuka Ndulue	DT	6-3	274	R-Jr.	Dallas, Texas (Dallas Jesuit Prep)
5	Durron Neal	WR	5-11	199	So.	St. Louis, Mo. (De Smet Jesuit HS)
99	Chaz Nelson	DE	6-2	237	R-Sr.	Columbus, Ohio (Garden City CC)
7	Corey Nelson	LB	6-1	226	Sr.	Dallas, Texas (Skyline HS)
66	Riley Nolan	OL	6-3	283	R-Fr.	Norman, Okla. (Missouri Southern State)
60	Brendan Northcutt	DS	6-7	220	Fr.	Frisco, Texas (Frisco HS)
82	Ogbonnia Okoronkwo	DE	6-3	214	Fr.	Houston, Texas (Alief Taylor HS)
84	Mike Onuoha	DE	6-5	235	So.	Edmond, Okla. (Santa Fe HS)
41	Joe Palange	FB	6-2	224	R-Fr.	Cleveland, Ohio (William & Mary)
94	Torrea Peterson	DT	6-3	295	R-Jr.	San Antonio, Texas (East Central HS)
80	Jordan Phillips	DT	6-6	324	R-So.	Towanda, Kan. (Circle HS)
16	Jaz Reynolds	WR	6-2	198	R-Sr.	Houston, Texas (Eisenhower HS)
48	Aaron Ripkowski	FB	6-1	254	Jr.	Dayton, Texas (Dayton HS)
92	Matthew Romar	DT	6-3	286	Fr.	Port Arthur, Texas (Memorial HS)
28	Alex Ross	RB	6-1	209	R-Fr.	Jenks, Okla. (Jenks HS)
95	Quincy Russell	DT	6-4	315	Jr.	San Antonio, Texas (Trinity Valley CC)
15	Zack Sanchez	DB	5-11	176	R-Fr.	Keller, Texas (Central HS)
8	Jalen Saunders	WR	5-9	157	Sr.	Elk Grove, Calif. (Fresno State)
77	Dionte Savage	OL	6-5	339	Jr.	Flint, Mich. (Arizona Western CC)
36	Daniel Schwarz	K	6-2	183	Fr.	Lawton, Okla. (MacArthur HS)
20	Frank Shannon	LB	6-1	229	R-So.	Dallas, Texas (Skyline HS)
25	David Smith	RB	5-10	199	R-Fr.	Midlothian, Ill. (Bremen HS)
74	Adam Shead	OL	6-4	316	R-Jr.	Cedar Hill, Texas (Cedar Hill HS)
3	Sterling Shepard	WR	5-10	193	So.	Oklahoma City, Okla. (Heritage Hall HS)
80	Jordan Smallwood	WR	6-2	202	Fr.	Jenks, Okla. (Jenks HS)
55	Josiah St. John	OL	6-6	305	Jr.	Toronto, Canada (Trinity Valley CC)
38	Jack Steed	P	6-5	210	R-Fr.	Katy, Texas (Cinco Ranch HS)
19	Eric Striker	LB	6-0	219	So.	Seffner, Fla. (Armwood HS)
91	Charles Tapper	DE	6-4	261	So.	Baltimore, Md. (City College HS)
96	Mitch Tate	DE	6-4	245	R-So.	Bartlesville, Okla. (Bartlesville HS)
31	Londell Taylor	LB	6-0	213	R-So.	Vian, Okla. (Rose State College)
6	Stanvon Taylor	DB	5-11	173	Fr.	Tulsa, Okla. (East Central HS)
13	Ahmad Thomas	DB	6-1	215	Fr.	Miami, Fla. (Miami Central HS)
14	Cody Thomas	QB	6-5	209	Fr.	Colleyville, Texas (Heritage HS)
1	Kendal Thompson	QB	6-1	199	R-So.	Moore, Okla. (Southmoore HS)
71	Tyrus Thompson	OL	6-5	320	R-Jr.	Pflugerville, Texas (Pflugerville HS)
93	Jordan Wade	DT	6-4	296	R-Fr.	Round Rock, Texas (Stony Point HS)
97	Charles Walker	DT	6-3	281	Fr.	Garland, Texas (South Garland HS)
87	D.J. Ward	DE	6-2	245	Fr.	Moore, Okla. (Southmoore HS)
26	Damien Williams	RB	5-11	211	Sr.	San Diego, Calif. (Arizona Western)
79	Daryl Williams	OL	6-6	321	R-Jr.	Lake Dallas, Texas (Lake Dallas HS)
2	Julian Wilson	DB	6-2	199	R-Jr.	Oklahoma City, Okla. (Southmoore HS)
40	Julian Winters	WR	5-11	169	Sr.	Sacramento, Calif. (Christian Brothers HS)
50	Austin Woods	OL	6-4	311	Sr.	Rockwall, Texas (Rockwall-Heath HS)
12	Derrick Woods	WR	6-1	188	R-Fr.	Inglewood, Calif. (Inglewood HS)
38	Brandon Young	DB	5-10	178	Jr.	Frisco, Texas (Frisco HS)
85	K.J. Young	WR	6-1	176	Fr.	Perris, Calif. (Citrus Hill HS)

OKLAHOMA PRONUNCIATION GUIDE

Hatari Byrd	Hah-taree	Trey Metoyer	muh-TWY-er
Dannon Cavil	cah-VIL	Trey Millard	MILL-erd
Christian Damiler	DIME-ler	Chuka Ndulue	CHOO-kuh en-DOO-loo-ay
Matt Dimon	DIE-mon	Durron Neal	der-RON
Kass Everett	Kahss	Ogbonnia Okoronkwo	Oag-BON-ya oak-RON-quo
Derek Farniok	FAR-nee-ock	Mike Onuoha	oh-NO-hah
Caleb Gastelum	Gas-tee-limb	Joe Palange	Pah-lang
Geneo Grissom	GENO	Torrea Peterson	Torrie-ah
Gabe Ikard	EYE-curd	Adam Shead	Shed
Nila Kasitati	NEE-luh kah-sih-TAH-tee		

#42 LB DOMINIQUE ALEXANDER

Tackles 4, 2x, MR: at Notre Dame (9/28/13)
 TFL 0.5, Tulsa (9/14/13)

#10 QB BLAKE BELL

Completions 27, Tulsa (9/14/13)
 Attempts 37, Tulsa (9/14/13)
 Passing yards 413, Tulsa (9/14/13)
 Long pass 82, Tulsa (9/14/13)
 Passing TDs 4, Tulsa (9/14/13)
 Pass Rating 202.4, Tulsa (9/14/13)
 Rushes 14, TCU (10/5/13)
 Rushing yards 74, Baylor (11/10/12)
 Rushing TDs 4, 2x, MR: vs. Texas (10/13/12)
 Long rush 55, Baylor (11/10/12)

#83 WR AUSTIN BENNETT

Receptions 1, 2x, MR: Tulsa (9/14/13)
 Receiving yards 12, Tulsa (9/14/13)
 Long reception 12, Tulsa (9/14/13)

#81 WR LACOLTAN BESTER

Receptions 3, West Virginia (9/7/13)
 Receiving yards 46, West Virginia (9/7/13)
 Long reception 32, West Virginia (9/7/13)
 Receiving TDs 1, at Notre Dame (9/28/13)

#4 DB HATARI BYRD

Tackles 3, Tulsa (9/14/13)

#24 RB BRENNAN CLAY

Rushes 24, at Iowa State (11/3/12)
 Rushing yards 170, West Virginia (9/7/13)
 Rushing TDs 2, Florida A&M (9/8/12)
 Long rush 76, TCU (10/5/13)
 Receptions 4, 3x, MR: TCU (10/5/13)
 Receiving yards 41, Tulsa (9/3/11)
 Long reception 16, Tulsa (9/3/11)
 Kickoff returns 3, 3x, MR: at West Virginia (11/17/12)
 Kickoff return yards 96, vs. Texas (10/13/12)
 Long kickoff return 46, at West Virginia (11/17/12)

#14 DB AARON COLVIN

Tackles 13, vs. Texas Tech (10/22/11)
 TFL 2.0, 3x, MR: Oklahoma State (11/24/12)
 Sacks 2.0, Oklahoma State (11/24/12)
 Fumbles forced 1, vs. Florida State (9/11/10)
 Fumbles recovered 1, 2x, MR: Iowa St. (11/26/11)
 PBU 3, 2x, MR: at West Virginia (11/17/12)
 Interceptions 1, 4x, MR: Oklahoma State (11/24/12)

#26 LB JORDAN EVANS

Tackles 4, Tulsa (9/14/13)
 TFL 0.5, Tulsa (9/14/13)

#23 DB KASS EVERETT

Tackles 2, Oklahoma State (11/24/12)
 Sack 1.0, West Virginia (9/7/13)
 TFL 1.0, West Virginia (9/7/13)
 Fumbles forced 1, 2x, MR: West Virginia (9/7/13)

#29 DE RASHOD FAVORS

Tackles 4, 2x, MR: Kansas (9/20/12)
 TFL 1.0, 2x, MR: Kansas (10/20/12)
 Sacks 1.0, 2x, MR: Kansas (10/20/12)

#22 RB ROY FINCH

Rushes 26, vs. Texas A&M (11/5/11)
 Rushing yards 99, vs. Texas A&M (11/5/11)
 Long rush 55, vs. Texas Tech (10/22/11)
 Rush TDs 1, 6x, MR: Florida A&M (9/8/12)
 Receptions 7, at Kansas State (10/29/11)

Receiving yards 69, at Kansas State (10/29/11)
 Receiving TDs 1, Tulsa (9/14/13)
 Long reception 47, Ball State (10/1/11)
 Kickoff returns 4, Texas Tech (10/22/11)
 Kickoff return yards 112, Kansas (10/20/12)
 Long kickoff return 100, Kansas (10/20/12)
 Kickoff return TDs 1, Kansas (10/20/12)

#21 RB KEITH FORD

Rushes 7, Tulsa (9/14/13)
 Rushing yards 46, Tulsa (9/14/13)
 Long rush 23, Tulsa (9/14/13)
 Rushing TDs 1, Tulsa (9/14/13)

#25 LB AARON FRANKLIN

Tackles 6, Florida A&M (9/8/12)
 TFL 1.0, Florida A&M (9/8/12)
 Sacks 1.0, Florida A&M (9/8/12)
 QBH 1, Notre Dame (10/27/12)

#32 DB TREY FRANKS

Tackles 2, TCU (10/5/13)
 Kickoff returns 6, Baylor (11/19/11)
 Kickoff return yards 129, Baylor (11/19/11)
 Long kickoff return 52, Iowa (12/30/11)

#45 LB CALEB GASTELUM

Tackles 3, ULM (8/31/13)

#82 TE BRANNON GREEN

Receptions 1, 3x, MR: Kansas State (9/8/12)
 Receiving yards 18, 2x, MR: Florida A&M (9/8/12)
 Long reception 18, 2x, MR: Florida A&M (9/8/12)
 Receiving TDs 1, at UTEP (9/1/12)

#85 DE GENE GRISSOM

Tackles 6, at Notre Dame (9/28/13)
 TFL 1.0, 2x, MR: ULM (8/31/13)

#10 DB QUENTIN HAYES

Tackles 8, 2x, MR: at Notre Dame (9/28/13)
 TFL 0.5, 2x, MR: at Notre Dame (9/28/13)

#39 K NICK HODGSON

Touchbacks 7, ULM (8/31/13)

#18 K MICHAEL HUNNICUTT

Field goals made 4, 2x, MR: Iowa State (11/26/11)
 Long field goal 53, at Kansas State (10/29/11)
 PATs made 9, Florida A&M (9/8/12)

#22 DB CORTEZ JOHNSON

Tackles 3, West Virginia (9/7/13)

#9 QB TREVOR KNIGHT

Completions 11, ULM (8/31/13)
 Attempts 28, ULM (8/31/13)
 Passing yards 119, West Virginia (9/7/13)
 Long pass 32, West Virginia (9/7/13)
 Passing TDs 3, ULM (8/31/13)
 Rushes 13, ULM (8/31/13)
 Rushing yards 103, ULM (8/31/13)
 Long rush 24, ULM (8/31/13)

#40 DE P.L. LINDLEY

Tackles 2, 2x, MR: Kansas (10/20/12)

#9 DB GABE LYNN

Tackles 7, Texas Tech (10/22/11)
 TFL 2.0, at UTEP (9/1/12)
 Interception 1, 2x, MR: Tulsa (9/14/13)

#17 WR TREY METOYER

Receptions 4, at UTEP (9/1/12)
 Receiving yards 39, Kansas State (9/22/12)
 Long reception 27, Kansas State (9/22/12)
 Receiving TDs 1, 2x, MR: ULM (8/31/13)

#33 FB TREY MILLARD

Rushes 5, 3x, MR: Oklahoma State (11/24/12)
 Rushing yards 61, at Kansas State (10/29/11)
 Long rush 61, at Kansas State (10/29/11)
 Rushing TDs 1, 6x, MR: TCU (10/5/13)
 Receptions 5, vs. Texas (10/13/12)
 Receiving yards 119, vs. Texas (10/13/12)
 Long reception 73, vs. Texas (10/13/12)
 Receiving TDs 1, 7x, MR: West Virginia (9/7/13)
 Tackles 5, at Kansas (10/15/11)

#98 DE CHUKA NDULUE

Tackles 7, at UTEP (9/1/12)
 TFL 1, 5x, MR: at TCU (12/1/12)
 Sacks 1, 4x, MR: at TCU (12/1/12)
 QBH 2, at UTEP (9/1/12)

#13 WR DURRON NEAL

Receptions 4, 2x, MR: TCU (10/5/13)
 Receiving yards 64, Tulsa (9/14/13)
 Long reception 41, Tulsa (9/14/13)

#7 LB COREY NELSON

Tackles 9, 2x, MR: Notre Dame (10/27/12)
 TFL 3.0, at Kansas (10/15/11)
 Sacks 3.0, at Kansas (10/15/11)
 Interceptions 1, at Notre Dame (9/28/13)
 PBU 2, Tulsa (9/14/13)
 QBH 2, Texas Tech (10/22/11)

#84 DE MIKE ONUOHA

Tackles 2, Kansas (10/20/12)

#94 DT TORREA PETERSON

Tackles 2, TCU (10/5/13)
 TFL 1.0, vs. Texas (10/8/11)

#80 DT JORDAN PHILLIPS

Tackles 4, 2x, MR: at Iowa State (11/3/12)
 TFL 1.0, 2x, MR: at Notre Dame (9/28/13)
 Sacks 1.0, at Notre Dame (9/28/13)

#16 WR JAZ REYNOLDS

Receptions 7, at Baylor (11/19/11)
 Receiving yards 141, Ball State (10/1/11)
 Long reception 82, Tulsa (9/14/13)
 Receiving TDs 2, at Kansas State (10/29/11)

#28 RB ALEX ROSS

Rushes 1, ULM (8/31/13)
 Rushing yards 8, ULM (8/31/13)
 Long rush 8, ULM (8/31/13)

#15 DB ZACK SANCHEZ

Tackles 6, 2x, MR: Tulsa (9/14/13)
 TFL 0.5, Tulsa (9/14/13)
 PBU 4, TCU (10/5/13)

#18 WR JALEN SAUNDERS

Receptions 15, Notre Dame (10/27/12)
 Receiving yards 181, Notre Dame (10/27/12)
 Long reception 88, at San Diego State (12/3/11)
 Receiving TDs 2, 4x, MR: ULM (8/31/13)
 Punt returns 4, ULM (8/31/13)
 Punt return yards 89, Oklahoma State (11/24/12)
 Punt return TDs 1, Oklahoma State (11/24/12)
 Long punt return 81, Oklahoma State (11/24/12)

#20 LB FRANK SHANNON

Tackles 10, Tulsa (9/14/13)
 TFL 1.0, 4x, MR: TCU, (10/5/13)
 Sacks 1.0, 2x, MR: Baylor (11/10/12)
 Interceptions 1, at Notre Dame (9/28/13)

#3 WR STERLING SHEPARD

Receptions 8, Tulsa (9/14/13)
 Receiving yards 123, Tulsa (9/14/13)
 Long reception 54, at Notre Dame (9/28/13)
 Receiving TDs 2, Tulsa (9/14/13)

#41 LB ERIC STRIKER

Tackles 6, Kansas (10/20/12)
 TFL 1.0, 2x, MR: TCU (10/5/13)
 QBH 2, at Notre Dame (9/28/13)

#91 DE CHARLES TAPPER

Tackles 6, Tulsa (9/14/13)
 TFL 2.0, TCU (10/5/13)
 Sacks 2.0, TCU (10/5/13)
 QBH 2, at Notre Dame (9/28/13)

#6 DB STANVON TAYLOR

Tackles 3, Tulsa (9/14/13)
 PBU 2, Tulsa (9/14/13)

#26 RB DAMIEN WILLIAMS

Rushes 23, Baylor (11/10/12)
 Rushing yards 167, vs. Texas (10/13/12)
 Long rush 95, vs. Texas (10/13/12)
 Rushing TDs 4, Florida A&M (9/8/12)
 Receptions 6, 2x, MR: at West Virginia (11/17/12)
 Receiving Yards 82, Texas Tech (10/6/12)
 Receiving TDs 1, TCU (12/1/12)

#2 DB JULIAN WILSON

Tackles 6, 2x, MR: at West Virginia (11/17/12)
 TFL 1.0, 3x, MR: at Notre Dame (9/28/13)
 PBU 2, Texas A&M (1/4/13)
 Interceptions 1, 2x, MR: at Notre Dame (9/28/13)

#12 WR DERRICK WOODS

Receptions 1, Tulsa (9/14/13)
 Receiving Yards 9, Tulsa (9/14/13)
 Long reception 9, Tulsa (9/14/13)

GOAL-TO-GO SITUATIONS

GAME-BY-GAME

Date	Opponent	Offense	Defense
8/31	ULM	None	None
9/7	WVU	TD	End of Game
9/14	Tulsa	TD	TD
		FG	FG
		TD	FG
		TD	TD
9/28	at Notre Dame	FG	TD
10/5	TCU	TD	FG
			TD
			TD

SUMMARY

Totals	Offense	Defense
Goal-to-Go Situations	7	9
Scores	7	8
Total Points	36	39
Touchdowns	5	5
Field Goals	2	3
Fumbles	0	0
Interceptions	0	0
Missed Field Goals	0	0
Lost on Downs	0	0
End of Half/Game	0	1
Ran Out Clock	0	0

Oklahoma

Qtr.	Opp.	Time	Scoring Play	Conversion	Play-Yards	TOP	Score
2	ULM	11:15	Jalen Saunders 12 yd pass from Trevor Knight	Hunnicut kick	14-78	4:06	7-0
2	ULM	5:34	Michael Hunnicutt 41 yd field goal		13-53	3:00	10-0
2	ULM	0:39	Michael Hunnicutt 33 yd field goal		11-56	4:12	13-0
3	ULM	10:42	Brennan Clay 8 yd run	Hunnicut kick	5-47	1:39	20-0
3	ULM	3:07	Jalen Saunders 18 yd pass from Trevor Knight	Hunnicut kick	1-18	0:09	27-0
3	ULM	0:38	Trey Metoyer 13 yd pass from Trevor Knight	Hunnicut kick	3-20	1:24	34-0
1	WVU	4:22	Michael Hunnicutt 44 yd field goal		12-51	4:32	3-7
2	WVU	13:35	Trey Millard 1 yd pass from Trevor Knight	Hunnicut kick	5-32	1:29	10-7
2	WVU	11:00	Michael Hunnicutt 21 yd field goal		13-83	3:58	13-7
4	WVU	10:16	Michael Hunnicutt 32 yd field goal		9-45	4:34	16-7
1	Tulsa	10:10	Brennan Clay 4 yd run	Hunnicut kick	12-72	4:50	7-0
1	Tulsa	5:09	Michael Hunnicutt 20 yd field goal		7-89	2:55	10-0
2	Tulsa	10:56	Sterling Shepard 3 yd pass from Blake Bell	Hunnicut kick	9-75	4:22	17-7
2	Tulsa	7:12	Roy Finch 29 yd pass from Blake Bell	Hunnicut kick	4-33	1:41	24-7
2	Tulsa	3:41	Michael Hunnicutt 30 yd field goal		9-60	2:42	27-7
3	Tulsa	12:34	Sterling Shepard 35 yd pass from Blake Bell	Hunnicut kick	3-35	1:25	34-7
4	Tulsa	14:53	Michael Hunnicutt 36 yd field goal		14-56	4:53	37-13
4	Tulsa	9:33	Jalen Saunders 25 yd pass from Blake Bell	Hunnicut kick	5-75	2:26	44-20
4	Tulsa	2:35	Keith Ford 3 yd run	Hunnicut kick	11-84	5:35	51-20
1	at Notre Dame	14:11	Corey Nelson 24 yd interception return	Hunnicut kick	-	-	7-0
1	at Notre Dame	12:15	Damien Williams 11 yd run	Hunnicut kick	4-32	1:35	14-0
2	at Notre Dame	0:42	Lacoltan Bester 26 yd pass from Blake Bell	Hunnicut kick	10-88	4:43	21-7
3	at Notre Dame	8:11	Michael Hunnicutt 27 yd field goal		9-43	4:20	24-14
3	at Notre Dame	2:43	Michael Hunnicutt 19 yd field goal		9-65	3:53	27-14
4	at Notre Dame	12:24	Sterling Shepard 54 yd pass from Blake Bell	Shepard pass from Bell	5-75	1:46	35-21
1	TCU	2:45	Michael Hunnicutt 39 yd field goal		11-42	4:54	3-0
2	TCU	2:29	Trey Millard 8 yd run	Hunnicut kick	13-84	6:14	10-0
2	TCU	0:00	Michael Hunnicutt 37 yd field goal		8-48	1:15	13-0
4	TCU	4:37	Brennan Clay 76 yd run	Hunnicut kick	2-82	0:53	20-10

Opponent

Qtr.	Opp.	Time	Scoring Play	Conversion	Play-Yards	TOP	Score
1	WVU	8:54	Dreamius Smith 75 yd run	Lambert kick	3-85	0:47	7-0
1	Tulsa	0:18	Trey Watts 2 yd run	Salazar kick	11-75	4:51	7-10
3	Tulsa	9:16	Carl Salazar 26 yd field goal		9-66	3:18	10-34
3	Tulsa	4:46	Carl Salazar 21 yd field goal		4-5	1:21	13-34
4	Tulsa	11:59	Ja'Terian Douglas 6 yd run	Salazar kick	10-75	2:54	20-37
1	at Notre Dame	4:03	TJ Jones 6 yd pass from Tommy Rees	Brindza kick	10-80	5:03	7-14
3	at Notre Dame	12:31	George Atkinson III 80 yd run	Brindza kick	1-80	0:13	14-21
4	at Notre Dame	14:10	Troy Niklas 30 yd pass from Tommy Rees	Brindza kick	7-75	3:33	21-24
3	TCU	3:32	Jaden Oberkrom 25 yd field goal		12-45	7:17	3-13
3	TCU	0:08	Trevone Boykin 2 yd run	Oberkrom kick	6-35	3:24	10-13
4	TCU	2:26	Trevone Boykin 8 yd run	Oberkrom kick	5-75	2:11	17-20

BIG YARDAGE GAMES

OKLAHOMA

100-Yard Receivers

Date	Opponent	Player	Rec.	Yds.	Avg.	Long
1. 9/14	Tulsa	Sterling Shepard	8	123	15.4	44
2. 9/14	Tulsa	Jaz Reynolds	4	109	27.3	82

100-Yard Rushers

Date	Opponent	Player	Att.	Yds.	Avg.	Long
1. 8/31	ULM	QB Trevor Knight	13	103	7.9	24
2. 9/7	WVU	RB Brennan Clay	22	170	7.7	34
3. 10/5	TCU	RB Brennan Clay	9	111	12.3	76

300-Yard Passers

Date	Opponent	Player	Att.	Comp.	Yds.	Long
1. 9/14	Tulsa	Blake Bell	37	27	413	82

OPPONENT

100-Yard Receivers

Date	Opponent	Player	Rec.	Yds.	Avg.	Long
1. 9/14	Tulsa	Jordan James	6	100	16.7	35

100-Yard Rushers

Date	Opponent	Player	Att.	Yds.	Avg.	Long
1. 9/28	at Notre Dame	George Atkinson III	14	148	10.6	80

300-Yard Passers

Date	Opponent	Player	Att.	Comp.	Yds.	Long
------	----------	--------	------	-------	------	------

2013 SPECIAL TEAMS TACKLES

Player	Total	UA/A	ULM	WVU	TULSA	UND	TCU	TEX	KAN	TT	BAY	ISU	KSU	OKST
Trey Franks	4	4/0	-	1/0	1/0	-	2/0							
Lacoltan Bester	3	2/1	-	-	1/0	0/1	1/0							
Trey Millard	2	2/0	-	1/0	-	-	1/0							
Dominique Alexander	1	0/1	-	-	0/1	-	-							
Aaron Colvin	1	1/0	-	-	-	1/0	-							
Jordan Evans	1	0/1	-	-	0/1	-	-							
Keith Ford	1	0/1	-	-	0/1	-	-							
Aaron Franklin	1	1/0	-	1/0	-	-	-							
Quentin Hayes	1	0/1	-	-	0/1	-	-							
Austin Woods	1	0/1	-	-	-	0/1	-							

CAREER BIG YARDAGE GAMES

100-Yard Receivers

DAMIEN WILLIAMS (4)

Yards	Att.	Opponent, Year
103	10	UTEP, 2012
156	10	Florida A&M, 2012
167	22	Texas, 2012
115	18	TCU, 2012

BRENNAN CLAY (3)

Yards	Att.	Opponent, Year
170	22	West Virginia, 2013
157	24	Iowa State, 2012
111	9	TCU, 2013

TREVOR KNIGHT (1)

Yards	Att.	Opponent, Year
103	13	ULM, 2013

100-Yard Rushers

JALEN SAUNDERS (4)

Yards	Att.	Opponent, Year
181	15	Notre Dame, 2012
123	7	West Virginia, 2012
162	10	Oklahoma State, 2012
115	7	TCU, 2012

JAZ REYNOLDS (3)

Yards	Att.	Opponent, Year
141	5	Ball State, 2011
114	7	Baylor, 2011
109	4	Tulsa, 2013

STERLING SHEPARD (2)

Yards	Att.	Opponent, Year
108	7	Kansas State, 2012
123	8	Tulsa, 2013

TREY MILLARD (1)

Yards	Att.	Opponent, Year
119	5	Texas, 2012

TURNOVER CHART

OKLAHOMA TAKEAWAYS

Date	Opponent	Takeaway	Qtr.	Yd-Line	Result
8/31	ULM	J. Wilson - INT	3rd	ULM47	TD
9/7	WVU	C. Ndulue - FUM	2nd	OU49	FUM
9/7	WVU	G. Lynn - INT	3rd	OU37	INT
9/7	WVU	G. Lynn - FUM	3rd	OU14	Punt
9/14	Tulsa	G. Lynn - INT	2nd	OU36	TD
9/28	at Notre Dame	C. Nelson - INT	1st	ND24	TD
9/28	at Notre Dame	F. Shannon - INT	1st	ND49	TD
9/28	at Notre Dame	J. Wilson - INT	2nd	OU12	TD

OKLAHOMA GIVEAWAYS

Date	Opponent	Giveaway	Qtr.	Yd-Line	Result
8/31	ULM	C. Smith - INT	4th	ULM43	Downs
9/7	WVU	D. Cook - FUM	2nd	WVU18	Punt
9/7	WVU	W. Clarke - FUM	2nd	WVU38	Punt
9/7	WVU	D. Cook - INT	3rd	WVU0	INT
9/7	WVU	K. Joseph - INT	3rd	WVU4	Fumble

SPECIAL TEAMS

Date	Opponent	Takeaway	Qtr.	Yd-Line	Result	Date	Opponent	Giveaway	Qtr.	Yd-Line	Result
9/7	WVU	T. Franks - FUM	1st	WVU32	TD	10/5	TCU	Team - FUM	3rd	OU35	TD

TURNOVER SUMMARY

Date	Opponent	Takeaways	Points Off	Giveaways	Points Off	TO Margin	Points Off Margin
8/31	ULM	1	7	1	0	0	+7
9/7	West Virginia	4	7	4	0	0	+7
9/14	Tulsa	1	7	0	0	+1	+7
9/28	at Notre Dame	3	21	0	0	+3	+21
10/5	TCU	0	0	1	7	-1	-7
10/12	vs. Texas						
10/19	at Kansas						
10/26	Texas Tech						
11/7	at Baylor						
11/16	Iowa State						
11/23	at Kansas State						
12/7	at Oklahoma State						
Totals		9	42	6	7	+3	+35

BIG PLAY SUMMARY

RUSHES (10+ YARDS)

OFFENSE				DEFENSE					
Date	Opponent	Oklahoma Player	Yards	Date	Opponent	Opponent Player	Yards		
1.	8/31	ULM	QB Trevor Knight	24	1.	9/7	WVU	RB Dreamius Smith	75
2.	8/31	ULM	RB Brennan Clay	13	2.	9/7	WVU	RB Charles Sims	11
3.	8/31	ULM	RB Roy Finch	11	3.	9/7	WVU	RB Charles Sims	10
4.	8/31	ULM	RB Roy Finch	21	4.	9/7	WVU	RB Charles Sims	16
5.	8/31	ULM	QB Trevor Knight	11	5.	9/7	WVU	RB Wendell Smallwood	16
6.	8/31	ULM	QB Trevor Knight	17	6.	9/7	WVU	RB Dustin Garrison	14
7.	8/31	ULM	QB Trevor Knight	15	7.	9/14	Tulsa	RB Trey Watts	22
8.	8/31	ULM	QB Trevor Knight	18	8.	9/28	at Notre Dame	RB Amir Carlisle	10
9.	8/31	ULM	QB Blake Bell	15	9.	9/28	at Notre Dame	RB Tarean Folston	36
10.	9/7	WVU	RB Brennan Clay	33	10.	9/28	at Notre Dame	RB George Atkinson III	80
11.	9/7	WVU	QB Trevor Knight	14	11.	9/28	at Notre Dame	RB George Atkinson III	14
12.	9/7	WVU	RB Damien Williams	16	12.	10/5	TCU	QB Trevone Boykin	12
13.	9/7	WVU	QB Trevor Knight	14					
14.	9/7	WVU	RB Damien Williams	11					
15.	9/7	WVU	RB Damien Williams	12					
16.	9/7	WVU	RB Brennan Clay	34					
17.	9/7	WVU	RB Brennan Clay	26					
18.	9/7	WVU	RB Brennan Clay	32					
19.	9/7	WVU	QB Blake Bell	10					
20.	9/7	WVU	RB Brennan Clay	14					
21.	9/7	WVU	RB Damien Williams	17					
22.	9/7	WVU	QB Blake Bell	11					
23.	9/7	WVU	RB Brennan Clay	14					
24.	9/14	Tulsa	QB Blake Bell	11					
25.	9/14	Tulsa	RB Roy Finch	48					
26.	9/14	Tulsa	RB Keith Ford	23					
27.	9/14	Tulsa	RB Roy Finch	11					
28.	9/28	at Notre Dame	RB Damien Williams	11					
29.	9/28	at Notre Dame	RB Damien Williams	19					
30.	9/28	at Notre Dame	QB Blake Bell	12					
31.	9/28	at Notre Dame	QB Blake Bell	10					
32.	9/28	at Notre Dame	QB Blake Bell	11					
33.	9/28	at Notre Dame	QB Trevor Knight	30					
34.	9/28	at Notre Dame	RB Brennan Clay	15					
35.	9/28	at Notre Dame	RB Brennan Clay	12					
35.	9/28	at Notre Dame	RB Brennan Clay	12					
36.	10/5	TCU	QB Blake Bell	12					
37.	10/5	TCU	RB Brennan Clay	11					
38.	10/5	TCU	QB Blake Bell	15					
39.	10/5	TCU	RB Brennan Clay	76					
40.	10/5	TCU	QB Blake Bell	13					
41.	10/5	TCU	QB Blake Bell	17					

PASS PLAYS (20+ YARDS)

OFFENSE				DEFENSE					
Date	Opponent	Oklahoma Players	Yards	Date	Opponent	Opponent Players	Yards		
1.	9/7	WVU	Lacoltan Bester from Knight	32	1.	9/7	WVU	Ronald Carswell from Millard	33
2.	9/7	WVU	Jalen Saunders from Knight	30	2.	9/14	Tulsa	Trey Watts from Green	25
3.	9/14	Tulsa	Jaz Reynolds from Bell	82	3.	9/14	Tulsa	Jordan James from Green	35
4.	9/14	Tulsa	Durron Deal from Bell	41	4.	9/14	Tulsa	Conner Floyd from Green	20
5.	9/14	Tulsa	Roy Finch from Bell	29	5.	9/14	Tulsa	Jordan James from Green	21
6.	9/14	Tulsa	Sterling Shepard from Bell	44	6.	9/28	at Notre Dame	Troy Niklas from Rees	30
7.	9/14	Tulsa	Sterling Shepard from Bell	35	7.	10/5	TCU	Cam White from Boykin	20
8.	9/14	Tulsa	Jalen Saunders from Bell	25	8.	10/5	TCU	David Porter from Boykin	45
9.	9/28	at Notre Dame	Lacoltan Bester from Bell	26	9.	10/5	TCU	B.J. Catalon from Boykin	21
10.	9/28	at Notre Dame	Sterling Shepard from Bell	54					

INDIVIDUAL

Rushed 30 times

OU: 30, Dominique Whaley at Kansas (10/15/11)
Opp.: 32, Jordan Todman, Connecticut (1/1/11)

Rushed 40 times

OU: 55, Steve Owens at Oklahoma State (11/29/69)
Opp.: 40, Ricky Williams, Texas (10/11/97)

Rushed 50 times

OU: 55, Steve Owens at Oklahoma State (11/29/69)
Opp.: Under research

Rushed for 100 yards

OU: 111, Brennan Clay, TCU (10/5/13)
Opp.: 148, George Atkinson III at Notre Dame (9/28/13)

Quarterback rushed for 100 yards

OU: 103, Trevor Knight, ULM (8/31/13)
Opp.: 229, Johnny Manziel vs. Texas A&M (1/4/13)

Rushed for 200 yards

OU: 208, DeMarco Murray vs. Utah State (9/4/10)
Opp.: 229, Johnny Manziel vs. Texas A&M (1/4/13)

Rushed for 250 yards

OU: 291, De'Mond Parker vs. Texas (10/11/97)
Opp.: 344, Tavon Austin at West Virginia (11/17/12)

Two 100-yard rushers

OU: 122, Chris Brown and 114, Mossis Madu vs. Missouri (12/6/08)
Opp.: 151, Joseph Randle and 119, Jeremy Smith, Oklahoma St. (12/3/11)

Three 100-yard rushers

OU: 122, Kenyon Rasheed, 110, Ike Lewis and 107, Dewell Brewster vs. Pittsburgh (9/15/90)
Opp.: Never

Quarterback rushed for 100 yards

OU: 103, Trevor Knight, ULM (8/31/13)
Opp.: 229, Johnny Manziel vs. Texas A&M (1/4/13)

Had a 70-yard run from scrimmage

OU: 76, Brennan Clay, TCU (10/5/13)
Opp.: 80, George Atkinson III at Notre Dame (9/28/13)

Rushed for three touchdowns

OU: 4, Blake Bell, vs. Texas (10/13/12)
Opp.: 4, Joseph Randle, Oklahoma State (11/24/12)

Rushed for four touchdowns

OU: 4, Blake Bell, vs. Texas (10/13/12)
Opp.: 4, Joseph Randle, Oklahoma State (11/24/12)

Rushed for five touchdowns

OU: 5, DeMarco Murray vs. North Texas (9/1/07)
Opp.: Never

Rushed for six touchdowns

OU: 6, Quentin Griffin vs. Texas (10/7/00)
Opp.: Never

Passed for 300 yards

OU: 413, Blake Bell, Tulsa (9/14/13)
Opp.: 320, Geno Smith at West Virginia (11/17/12)

Passed for 400 yards

OU: 413, Blake Bell, Tulsa (9/14/13)
Opp.: 479, Robert Griffin III, Baylor (11/19/11)

Passed for 500 yards

OU: 500, Landry Jones, Oklahoma State (11/24/12)
Opp.: Never

Attempted 40 passes

OU: 48, Landry Jones vs. Texas A&M (1/4/13)
Opp.: 41, Paul Millard vs. West Virginia (9/7/13)

Attempted 50 passes

OU: 71, Landry Jones, Oklahoma State (11/24/12)
Opp.: 64, Ryan Tannehill, Texas A&M (11/5/11)

Attempted 60 passes

OU: 71, Landry Jones, Oklahoma State (11/24/12)
Opp.: 64, Ryan Tannehill, Texas A&M (11/5/11)

Threw three touchdown passes

OU: 4, Blake Bell, Tulsa (9/14/13)
Opp.: 4, Geno Smith at West Virginia (11/17/12)

Threw four touchdown passes

OU: 4, Blake Bell, Tulsa (9/14/13)
Opp.: 4, Geno Smith at West Virginia (11/17/12)

Threw five touchdown passes

OU: 6, Landry Jones at West Virginia (11/17/12)
Opp.: 5, Matt Leinart, USC (1/4/05)

Threw six touchdown passes

OU: 6, Landry Jones at West Virginia (11/17/12)
Opp.: Under research

Non-quarterback touchdown pass

OU: 17, Mark Bradley to Mark Clayton vs. Oklahoma State (11/1/03)
Opp.: 5, Rex Burkhead to Kyler Reed, Nebraska (12/4/10)

Caught 10 passes

OU: 15, Justin Brown & 10, Jalen Saunders, Oklahoma State (11/24/12)
Opp.: 11, Josh Stewart, Oklahoma State (11/24/12)

Had 100 yards receiving

OU: 123, Sterling Shepard & 109, Jaz Reynolds, Tulsa (9/14/13)
Opp.: 104, Ryan Swope vs. Texas A&M (1/4/13)

Had 150 yards receiving

OU: 162, Jalen Saunders, Oklahoma State (11/24/12)
Opp.: 150, Josh Stewart, Oklahoma State (11/24/12)

Had 200 yards receiving

OU: 217, Ryan Broyles at Kansas (10/15/11)
Opp.: 205, Stedman Bailey at West Virginia (11/17/12)

Had a 70-yard pass completion

OU: 82, Blake Bell to Jaz Reynolds, Tulsa (9/14/13)
Opp.: 75, Clint Chelf to Josh Stewart, Oklahoma State (11/24/12)

Caught two touchdown passes

OU: 2, Sterling Shepard, Tulsa (9/14/13)
Opp.: 4, Stedman Bailey at West Virginia (11/17/12)

Caught three touchdown passes

OU: 4, Kenny Stills at West Virginia (11/17/12)
Opp.: 4, Stedman Bailey at West Virginia (11/17/12)

Caught four touchdown passes

OU: 4, Kenny Stills at West Virginia (11/17/12)
Opp.: 4, Stedman Bailey at West Virginia (11/17/12)

Two 100-yard receivers

OU: 123, Sterling Shepard & 109, Jaz Reynolds, Tulsa (9/14/13)
Opp.: 176, Ernie Pierce and 145, Brandon Banks, Kansas State (10/25/08)

100-yard rusher and 100-yard receiver

OU: 115 (rush), Damien Williams, 108 (rec.), Jalen Saunders at TCU (12/1/12)
Opp.: 229 (rush), Johnny Manziel, 104 (rec.), Ryan Swope vs. Texas A&M (1/4/13)

Returned a punt for a touchdown

OU: 81, Jalen Saunders (11/24/12)
Opp.: 80, Jeremy Bloom, Colorado (12/7/02)

Returned a kickoff for a touchdown

OU: 100, Roy Finch, Kansas (10/20/12)
Opp.: 100, Fozzy Whittaker, Texas (10/8/11)

Returned an interception for a touchdown

OU: 24, Corey Nelson at Notre Dame (9/28/13)
Opp.: 28, Carrington Byndom vs. Texas (10/13/12)

Returned a fumble for a touchdown

OU: 56, Jamell Fleming and 19, David King vs. Texas (10/8/11)
Opp.: 1, Jarell Childs, Kansas State (9/22/12)

Returned a blocked field goal for a touchdown

OU: 48, Darryl Bright vs. Texas Tech (11/21/98)
Opp.: Under research

Returned a blocked punt for a touchdown

OU: 0, Will Peoples vs. Texas Tech (11/23/02)
Opp.: 24, Nathan Jeffery at UTEP (9/1/12)

Had 10 tackles

OU: 10, Frank Shannon, Tulsa (9/14/13)
Opp.: 11, Chris Hackett, TCU (10/5/13)

Had 15 tackles

OU: 17, Quinton Carter vs. Texas Tech (11/13/10)
Opp.: 15, Shawn Jackson, Tulsa (9/14/13)

Had 20 tackles

OU: 22, Rocky Calmus at Colorado (10/30/99)
Opp.: Under research

Blocked a punt

OU: Corey Nelson vs. Texas A&M (11/6/10)
Opp.: Richard Spencer at UTEP (9/1/12)

Blocked a field goal

OU: Brodney Pool vs. Oregon (9/18/04)
Opp.: Horace Miller at UTEP (9/1/12)

Blocked an extra point attempt

OU: Adrian Taylor vs. Kansas State (10/31/09)
Opp.: Chris Whaley vs. Texas (10/13/12)

Recorded a safety

OU: Team vs. Texas (10/13/12) (Tackled runner)
Opp.: Team, Texas A&M (11/6/10) (Bad snap thru end zone)

Kicked three field goals

OU: 3, Michael Hunnicutt, West Virginia (9/7/13)
Opp.: 3, Kyle Brindza, Notre Dame (10/27/12)

Had 50-yard field goal

OU: 53, Michael Hunnicutt at Kansas State (10/29/11)
Opp.: 58, Aaron Jones, Baylor (11/10/12)

Had a 70-yard punt

OU: 75, Tress Way at TCU (12/1/12)
Opp.: 73, Mike Brandtner, Iowa State (10/14/06)

Converted a two-point conversion

OU: Blake Bell to Sterling Shepard at Notre Dame (9/28/13)
Opp.: Ryan Tannehill to Malcome Kennedy, Texas A&M (11/5/11)

TEAM**Scored 40 points**

OU: 51-20, Tulsa (9/14/13)
Opp: 41-13, Texas A&M (1/4/13)

Scored 50 points

OU: 51-20, Tulsa (9/14/13)
Opp.: 55-19, USC (1/4/05)

Scored 60 points

OU: 63-21, vs. Texas (10/13/12)
Opp.: 69-7, Nebraska (11/1/97)

Scored 70 points

OU: 79 vs. North Texas (9/1/07)
Opp.: 73-21, Nebraska (11/2/96)

Posted a shutout

OU: 34-0, ULM (8/31/13)
Opp.: 29-0, at Texas A&M (11/7/98)

Rushed for 200 yards

OU: 203, TCU (10/5/13)
Opp.: 220, at Notre Dame (9/28/13)

Rushed for 300 yards

OU: 316, West Virginia (9/7/13)
Opp.: 326, vs. Texas A&M (1/4/13)

Rushed for 400 yards

OU: 411 vs. Louisville (9/27/97)
Opp.: 458 at West Virginia (11/17/12)

Rushed for 500 yards

OU: 518 vs. New Mexico State (9/2/89)
Opp.: Never

Rushed for 600 yards

OU: 768 vs. Kansas State (10/15/88)
Opp.: Never

Rushed for 700 yards

OU: 768 vs. Kansas State (10/15/88)
Opp.: Never

Rushed for less than 100 yards

OU: 15, Notre Dame (10/27/12)
Opp.: 44, TCU (10/5/13)

Rushed for five touchdowns

OU: 6, vs. Texas (10/13/12)
Opp.: 5, Oklahoma State (11/24/12)

Rushed for six touchdowns

OU: 6, vs. Texas (10/13/12)
Opp.: 8, Nebraska (11/1/97)

Rushed for seven touchdowns

OU: 8, Florida A&M (9/8/12)
Opp.: 8, Nebraska (11/1/97)

Rushed for eight touchdowns

OU: 8, Florida A&M (9/8/12)
Opp.: 8, Nebraska (11/1/97)

Passed for 300 yards

OU: 413, Tulsa (9/14/13)
Opp.: 307, vs. Texas A&M (1/4/13)

Passed for 400 yards

OU: 413, Tulsa (9/14/13)
Opp.: 485, Baylor (11/19/11)

Passed for 500 yards

OU: 500, Oklahoma State (11/24/12)
Opp.: Never

Passed for less than 100 yards

OU: 77 at Oklahoma State (11/25/06)
Opp.: 48 at UTEP (9/1/12)

Passed for five touchdowns

OU: 6, at West Virginia (11/17/12)
Opp.: 5, USC (1/4/05)

Passed for six touchdowns

OU: 6, at West Virginia (11/17/12)
Opp.: Never

Gained 500 yards total offense

OU: 607, Tulsa (9/14/13)
Opp.: 633, vs. Texas A&M (1/4/13)

Gained 600 yards total offense

OU: 607, Tulsa (9/14/13)
Opp.: 633, vs. Texas A&M (1/4/13)

Gained 700 yards total offense

OU: 829 vs. Kansas State (10/15/88)
Opp.: 778, at West Virginia (11/17/12)

Gained 800 yards total offense

OU: 829 vs. Kansas State (10/15/88)
Opp.: Never

Held under 100 total yards

OU: 83 vs. Navy (10/2/65)
Opp.: 44 vs. Idaho State (9/12/09)

Held under 200 total yards

OU: 183 vs. Iowa State (10/16/10)
Opp.: 166, ULM (8/31/13)

Gained 30 first downs

OU: 44 vs. Oklahoma State (11/24/12)
Opp.: 32 at West Virginia (11/17/12)



8.31.13 • Gaylord Family - Oklahoma Mem. Stadium (84,911) • Norman, Okla.

9.7.13 • Gaylord Family - Oklahoma Mem. Stadium (84,692) • Norman, Okla.

	ULM	0
	#16 OKLAHOMA	34

	WEST VIRGINIA	7
	#16 OKLAHOMA	16

NORMAN, Okla. -- Trevor Knight rushed for 103 yards on 13 carries and threw three touchdown passes -- two to Jalen Saunders -- in his first start, and No. 16 Oklahoma beat ULM 34-0.

Oklahoma gave coach Bob Stoops his 150th career win, putting him seven behind Barry Switzer on the Sooners' career coaching wins list. Oklahoma is 5-0 under Stoops in August games and 14-1 in home openers.

The shutout was the 14th under Stoops and the first in a season opener since doing it in a 37-0 win vs. Tulsa (8/30/02).

Knight became the first Oklahoma quarterback to rush for 100 or more yards in a game since Jason White had 117 yards rushing against Kansas on Oct. 13, 2001. A redshirt freshman, Knight was the fourth freshman quarterback to start a season for Oklahoma in modern times, joining Steve Collins (1989), Eric Moore (1995) and Sam Bradford (2007).

ULM upset then-No. 8 Arkansas on the road to open the 2012 season, but the Warhawks didn't get untracked offensively against a revamped Oklahoma defense. The Warhawks crossed midfield only twice and recorded only nine first downs and 166 yards of offense.

Score by Quarters	1	2	3	4	Score
ULM.....	0	0	0	0	0 - 0
Oklahoma.....	0	13	21	0	34 - 0

Scoring Summary:

- 2nd 11:15 OU - Saunders, Jalen 12 yd pass from Knight, Trevor (Hunnicut, Mike kick), 14-7 4:06
- 05:34 OU - Hunnicutt, Mike 41 yd field goal, 13-53 3:00
- 00:39 OU - Hunnicutt, Mike 33 yd field goal, 11-56 4:12
- 3rd 10:42 OU - Clay, Brennan 8 yd run (Hunnicut, Mike kick), 5-47 1:39
- 03:07 OU - Saunders, Jalen 18 yd pass from Knight, Trevor (Hunnicut, Mike kick), 1-18 0:09
- 00:38 OU - Metoyer, Trey 13 yd pass from Knight, Trevor (Hunnicut, Mike kick), 3-20 1:24

	ULM	OU
FIRST DOWNS.....	9	25
RUSHES-YARDS (NET).....	22-38	50-305
PASSING YDS (NET).....	128	124
Passes Att-Comp-Int.....	39-20-1	33-14-1
TOTAL OFFENSE PLAYS-YARDS.....	61-166	83-429
Fumble Returns-Yards.....	0-0	0-0
Punt Returns-Yards.....	0-0	4-55
Kickoff Returns-Yards.....	0-0	0-0
Interception Returns-Yards.....	1-0	1-0
Punts (Number-Avg).....	10-46.2	7-43.6
Fumbles-Lost.....	0-0	2-0
Penalties-Yards.....	2-21	7-78
Possession Time.....	27:21	32:39
Third-Down Conversions.....	2 of 16	7 of 17
Fourth-Down Conversions.....	0 of 2	0 of 0
Red-Zone Scores-Chances.....	0-1	5-5
Sacks By: Number-Yards.....	2-14	1-1

RUSHING: ULM-Edwards, Jyruss 3-9; Washington, M 7-7; Brown, Brayle 1-6; Davis, Cortney 3-4; Manton, Justin 1-3; Browning, K 4-3; Meadors Jr., N 2-3; McNeal, D 1-3.

OU-Knight, Trevor 13-103; Williams, Damien 16-66; Clay, Brennan 8-43; Finch, Roy 4-42; Ford, Keith 4-20; Bell, Blake 2-10; Shepard, Sterling 1-9; Ross, Alex 1-8; Millard, Trey 1-4.

PASSING: ULM-Browning, K 20-39-1-128. Oklahoma-Knight, Trevor 11-28-1-86; Bell, Blake 3-5-0-38.

RECEIVING: ULM-Ceaser, Rashon 5-39; Hamm, Je'Ron 5-38; Maye, Tavares 3-19; Washington, M 2-7; Cook, Tony 1-11; Scioneaux, H 1-7; Jackson, Kenzee 1-4; Davis, Cortney 1-3; Edwards, Jyruss 1-0. OU-Saunders, Jalen 3-30; Neal, Durrton 2-27; Millard, Trey 2-11; Finch, Roy 2-2; Metoyer, Trey 1-13; Reynolds, Jaz 1-12; Shepard, Sterling 1-11; Bennett, Austin 1-11; Bester, LaColtan 1-7.

INTERCEPTIONS: ULM-Smith, Cordero 1-0. Oklahoma-Wilson, Julian 1-0.

FUMBLES: ULM-None. Oklahoma-Millard, Trey 1-0; Knight, Trevor 1-0.

SACKS (UA-A): ULM-Blakes, Cameron 1-1; Caldwell, K 0-1. Oklahoma-Nelson, Corey 1-0.

TACKLES (UA-A): ULM-Blakes, Cameron 9-7; Smith, Cordero 4-6; Lane, Mitch 3-4; Stovall, Ray 5-1; Backus, Justin 5-1; Johnson, M 3-3; Lewis, R 3-0; Newsome, Isaiah 2-1; Caldwell, Trey 2-1; Moss, Austin 1-2; Pipkins, Lenzy 0-3; Kissinger, H 2-0; Eddie, Vincent 2-0; Gautney, Joey 1-1; Cagins, Tevyn 1-1; Jefferies, E 0-2; Johnson, G 0-2; Caldwell, K 0-1; Edmond, Malcolm 0-1; Tharp, Madison 0-1. OU-Nelson, Corey 5-3; Shannon, Frank 4-3; Colvin, Aaron 4-0; Gastelum, Caleb 3-0; Sanchez, Zack 2-1; Tapper, Charles 2-1; Lynn, Gabe 2-0; Grissom, Geneo 2-0; Phillips, Jordan 1-1; Hayes, Quentin 1-1; Wade, Jordan 1-1; Russell, Quincy 0-2; Clay, Brennan 1-0; Striker, Eric 1-0; Alexander, Dominique 0-1.

NORMAN, Okla. -- A pounding rushing attack, and a relentless defense gave No. 16 Oklahoma a 16-7 win over West Virginia to open Big 12 play.

Brennan Clay had a career-high 170 yards rushing to lead the Sooner ground attack that went for 316 yards. Clay finished with 22 carries and topped his previous best of 157 yards rushing against Iowa State (11/3/12) and rushed for the most yardage by an OU player since DeMarco Murray had 208 yards vs. Utah State (9/4/10).

The No. 16 Sooners (2-0, 1-0 Big 12) scored the game's final 16 points after trailing 7-0 in the first quarter. Senior fullback Trey Millard caught a 1-yard touchdown and junior kicker Michael Hunnicutt tacked on three field goals.

The win was the ninth straight for the Sooners over Big 12 opponents and gave OU its 12th season starting 2-0 in the last 15 seasons under head coach Bob Stoops.

Score by Quarters	1	2	3	4	Score
West Virginia.....	7	0	0	0	7
Oklahoma.....	3	10	0	3	16

Scoring Summary:

- 1st 08:54 WVU - Smith, Dreamius 75 yd run (Lambert, Josh kick), 3-85 0:47
- 04:22 OU - Hunnicutt, Mike 44 yd field goal, 12-51 4:32
- 2nd 13:35 OU - Millard, Trey 1 yd pass from Knight, Trevor (Hunnicut, Mike kick), 5-32 1:29
- 00:11 OU - Hunnicutt, Mike 21 yd field goal, 13-83 3:58
- 4th 10:16 OU - Hunnicutt, Mike 32 yd field goal, 9-45 4:34

	WVU	OU
FIRST DOWNS.....	19	21
RUSHES-YARDS (NET).....	24-169	57-316
PASSING YDS (NET).....	218	119
Passes Att-Comp-Int.....	41-21-1	21-10-2
TOTAL OFFENSE PLAYS-YARDS.....	65-387	78-435
Fumble Returns-Yards.....	0-0	1-27
Punt Returns-Yards.....	1--2	3-25
Kickoff Returns-Yards.....	3-45	1-20
Interception Returns-Yards.....	2-11	1-6
Punts (Number-Avg).....	7-45.3	5-44.6
Fumbles-Lost.....	3-3	3-2
Penalties-Yards.....	8-66	9-53
Possession Time.....	25:34	34:26
Third-Down Conversions.....	3 of 13	5 of 17
Fourth-Down Conversions.....	0 of 1	0 of 0
Red-Zone Scores-Chances.....	0-1	3-5
Sacks By: Number-Yards.....	1-6	1-9

RUSHING: WVU-Smith, Dreamius 3-77; Sims, Charles 11-57; Smallwood, Wendell 5-25; Garrison, Dustin 3-16; TEAM 1-minus 3; Millard, Paul 1-minus 3. Oklahoma-Clay, Brennan 22-170; Williams, Damien 21-95; Knight, Trevor 7-42; Bell, Blake 2-21; Millard, Trey 1-6; Finch, Roy 3-0; team 1-minus 18.

PASSING: WVU-Millard, Paul 21-41-1-218. Oklahoma-Knight, Trevor 10-20-2-119; Bell, Blake 0-1-0-0.

RECEIVING: WVU-White, Kevin 7-80; Carswell, Ronald 3-44; McCartney, Ivan 3-26; Sims, Charles 2-26; Wendell Smallwood 2-24; Alford, Mario 2-11; Thompson, Jordan 1-5; Clay, Cody 1-2. Oklahoma-Saunders, Jalen 4-60; Bester, LaColtan 3-46; Shepard, Sterling 2-12; Millard, Trey 1-1.

INTERCEPTIONS: WVU-Joseph, Karl 1-11; Cook, Darwin 1-0. Oklahoma-Lynn, Gabe 1-6.

FUMBLES: WVU-Alford, Mario 1-1; White, Kevin 1-1; Millard, Paul 1-1. Oklahoma-Knight, Trevor 1-1; Bester, LaColtan 1-1; team 1-0.

SACKS (UA-A): WVU-Golson, Brandon 2-0. Oklahoma-Everett, Kass 1-0.

TACKLES (UA-A): WVU-Cook, Darwin 9-2; Nick Kwiatkoski 6-5; Joseph, Karl 5-1; Rigg, Doug 3-3; Barber, Jared 3-2; Banks, Ishmael 4-0; Rose, Kyle 3-1; Tonkery, Wes 2-2; Golson, Brandon 3-0; Rowell, Shaq 2-1; Dillon, KJ 2-1; Anderson, Tyler 2-1; Kinsey, Eric 2-1; Bruce, Isaiah 1-2; Bell, Travis 1-2; Rumph, Ricky 0-3; Spain, Quinton 2-0; Clarke, Will 1-1; Brown, Christian 0-2; Hyman, Dontrill 1-0; Millard, Paul 0-1; Harper, Jarrod 0-1; Worley, Daryl 0-1; Gross, Marvin 0-1. Oklahoma-Hayes, Quentin 3-5; Nelson, Corey 3-4; Sanchez, Zack 4-2; Wilson, Julian 2-3; Tapper, Charles 2-3; Striker, Eric 1-4; Colvin, Aaron 3-1; Lynn, Gabe 2-1; Johnson, Cortez 1-2; Grissom, Geneo 1-2; Shannon, Frank 1-1; Franklin, Aaron 1-0; Williams, Damien 1-0; Franks, Trey 1-0; Millard, Trey 1-0; Ndulue, Chuka 1-0; Everett, Kass 1-0; Phillips, Jordan 0-1; Alexander, Dominique 0-1.

9.14.13 • Gaylord Family - Oklahoma Mem. Stadium (84,229) • Norman, Okla.

	TULSA	20
	#14 OKLAHOMA	51

NORMAN, Okla. -- In his first career start, Blake Bell passed for 413 yards and four touchdowns in his first start for No. 14 Oklahoma and the Sooners beat Tulsa 51-20.

Bell posted the highest passing-yardage total by any Oklahoma quarterback making his first start in addition to four touchdowns on 27 of 37 passing, all career highs.

Sterling Shepard caught eight passes for 123 yards and two touchdowns — all career highs — and Jaz Reynolds had 109 yards receiving and one score for Oklahoma, including a career-long 82-yard reception. The Sooners scored on their first five possessions against Tulsa to continue their dominance in the series, having won 12 of the last 13 games between the in-state rivals.

The Sooners are 13-0 against Tulsa as a ranked team and 7-0 against the Golden Hurricane since Bob Stoops became Oklahoma's coach in 1999. Oklahoma is 3-0 for the third time in four seasons.

Score by Quarters	1	2	3	4	Score
Tulsa.....	7	0	6	7	- 20 Record: (1-2)
Oklahoma.....	10	17	7	17	- 51 Record: (3-0)

Scoring Summary:

- 1st 10:10 OU - Clay, Brennan 4 yd run (Hunnicut, Mike kick), 12-72 4:50
- 05:09 OU - Hunnicutt, Mike 20 yd field goal, 7-89 2:55
- 00:18 TLS - WATTS, Trey 2 yd run (SALAZAR, Carl kick), 11-75 4:51
- 2nd 10:56 OU - Shepard, Sterling 3 yd pass from Bell, Blake (Hunnicut, Mike kick), 9-75 4:22
- 07:12 OU - Finch, Roy 29 yd pass from Bell, Blake (Hunnicut, Mike kick), 4-33 1:41
- 03:41 OU - Hunnicutt, Mike 30 yd field goal, 9-60 2:42
- 3rd 12:34 OU - Shepard, Sterling 35 yd pass from Bell, Blake (Hunnicut, Mike kick), 3-35 1:25
- 09:16 TLS - SALAZAR, Carl 26 yd field goal, 9-66 3:18
- 04:46 TLS - SALAZAR, Carl 21 yd field goal, 4-5 1:21
- 4th 14:53 OU - Hunnicutt, Mike 36 yd field goal, 14-56 4:53
- 11:59 TLS - DOUGLAS, Ja'Terian 6 yd run (SALAZAR, Carl kick), 10-75 2:54
- 09:33 OU - Saunders, Jalen 25 yd pass from Bell, Blake (Hunnicut, Mike kick), 5-75 2:26
- 02:35 OU - Ford, Keith 3 yd run (Hunnicut, Mike kick), 11-84 5:35

	TU	OU
FIRST DOWNS.....	19	27
RUSHES-YARDS (NET).....	31-95	44-194
PASSING YDS (NET).....	226	413
Passes Att-Comp-Int.....	33-17-1	37-27-0
TOTAL OFFENSE PLAYS-YARDS.....	64-321	81-607
Fumble Returns-Yards.....	0-0	0-0
Punt Returns-Yards.....	1-77	1-28
Kickoff Returns-Yards.....	3-69	2-52
Interception Returns-Yards....	0-0	1-31
Punts (Number-Avg).....	5-40.6	1-45.0
Fumbles-Lost.....	0-0	0-0
Penalties-Yards.....	3-15	3-16
Possession Time.....	24:44	35:16
Third-Down Conversions.....	7 of 15	12 of 16
Fourth-Down Conversions.....	1 of 1	0 of 0
Red-Zone Scores-Chances.....	4-4	7-7
Sacks By: Number-Yards.....	1-6	1-4

RUSHING: Tulsa-WATTS, Trey 14-60; DOUGLAS, Ja'Terian 8-20; GREEN, Cody 4-6; LANGER, Zack 4-6; HALL, Chris 1-3. Oklahoma-Finch, Roy 8-68; Clay, Brennan 15-49; Ford, Keith 7-46; Bell, Blake 10-24; Millard, Trey 3-7; Saunders, Jalen 1-0.

PASSING: Tulsa-GREEN, Cody 17-33-1-226. Oklahoma-Bell, Blake 27-37-0-413.

RECEIVING: Tulsa-JAMES, Jordan 6-100; WATTS, Trey 5-65; FLOYD, Conner 3-38; WILSON, Tyler 1-14; EPPS, Zach 1-6; PATTERSON, Derek 1-3. Oklahoma-Shepard, Sterling 8-123; Reynolds, Jaz 4-109; Neal, Durrton 4-64; Saunders, Jalen 3-47; Bester, LaColtan 2-16; Millard, Trey 2-minus 1; Finch, Roy 1-29; Bennett, Austin 1-12; Woods, Derrick 1-9; Metoyer, Trey 1-5.

INTERCEPTIONS: Tulsa-None. Oklahoma-Lynn, Gabe 1-31.

FUMBLES: Tulsa-None. Oklahoma-None.

SACKS (UA-A): Tulsa-JACKSON, Shawn 1-0. Oklahoma-Phillips, Jordan 0-1; Tapper, Charles 0-1.

TACKLES (UA-A): Tulsa-JACKSON, Shawn 9-6; MUDOH, Michael 6-4; DOBBINS, Dwight 8-1; WALKER, Darnell 5-3; WHITE, Bradley 2-6; OSBORNE, Mitchell 4-3; SIZELove, Jake 4-1; LUETJEN, Derrick 2-2; TODD, Brentom 1-3; HUMMINGBIRD, Chris 2-1; MARTIN, Trent 1-2; JENNINGS, DeWitt 1-1; BRUBAKER, Jesse 1-1; ALEXANDER, Derrick 0-2; LANGER, Zack 1-0; McDANIEL, Austin 1-0; CARMAN, Hayden 1-0; WATTS, Trey 0-1; DOUGLAS, Ja'Terian 0-1. Oklahoma-Shannon, Frank 6-4; Sanchez, Zack 4-2; Tapper, Charles 1-5; Nelson, Corey 4-1; Striker, Eric 3-1; Evans, Jordan 1-3; Alexander, Dominique 0-4; Taylor, Stanvon 3-0; Wilson, Julian 1-2; Byrd, Hatar 1-2; Grissom, Geneo 0-3; Phillips, Jordan 0-3; Johnson, Cortez 1-1; Hayes, Quentin 1-1; Bester, LaColtan 1-0; Dimon, Matt 1-0; Franks, Trey 1-0; Everett, Kass 0-1; Austin, Dakota 0-1; Russell, Quincy 0-1; Moore, LJ 0-1; Nelson, Chaz 0-1; Ford, Keith 0-1.

9.28.13 • Notre Dame Stadium (80,795) • South Bend, Ind.

	#14 OKLAHOMA	21
	#22 NOTRE DAME	35

SOUTH BEND, Ind. - Oklahoma took advantage of three interceptions, two in the first three minutes as they jumped to a 14-0 lead, and Blake Bell passed for two touchdowns to lead the Sooners to a 35-21 victory over the 22nd-ranked Fighting Irish.

The win ended a seven-game losing streak to Notre Dame and was just the second in 11 meetings for the Sooners against the Irish, including ending an NCAA-record 47-game winning streak in 1957.

Rees didn't see Oklahoma linebacker Eric Striker blitzing and was hit from behind, popping the ball loose, and linebacker Corey Nelson caught it and returned it 24 yards for a TD.

On Notre Dame's next play from scrimmage, Rees' pass ricocheted off the arm of receiver TJ Jones and linebacker Frank Shannon bobbled it before returning it 17 yards to the Notre Dame 32. The Sooners scored another TD four plays later on an 11-yard run by Damien Williams.

Bell, making his second career start, was 22 of 30 passing for 232 yards and two touchdowns including a 26-yard toss to LaColtan Bester and a 54-yard strike to Sterling Shepard.

Score by Quarters	1	2	3	4	Score
Oklahoma.....	14	7	6	8	- 35 Record: (4-0)
Notre Dame.....	7	0	7	7	- 21 Record: (3-2)

Scoring Summary:

- 1st 14:11 OU - Nelson, Corey 24 yd interception return (Hunnicut, Mike kick)
- 12:15 OU - Williams, Dam. 11 yd run (Hunnicut, Mike kick), 4-32 1:35
- 04:03 ND - JONES, TJ 6 yd pass from REES (BRINDZA kick), 10-80 5:03
- 2nd 00:42 OU - Bester, L. 26 yd pass from Bell, Blake (Hunnicut, Mike kick), 10-88 4:43
- 3rd 12:31 ND - ATKINSON, G. 80 yd run (BRINDZA kick), 1-80 0:13
- 08:11 OU - Hunnicutt, Mike 27 yd field goal, 9-43 4:20
- 02:43 OU - Hunnicutt, Mike 19 yd field goal, 9-65 3:53
- 4th 14:10 ND - NIKLAS 30 yd pass from REES (BRINDZA kick), 7-75 3:33
- 12:24 OU - Shepard, S. 54 yd pass from Bell, Blake (Shepard, S. pass from Bell, Blake), 5-75 1:46

	OU	ND
FIRST DOWNS.....	25	12
RUSHES-YARDS (NET).....	42-212	29-220
PASSING YDS (NET).....	238	104
Passes Att-Comp-Int.....	31-23-0	25-9-3
TOTAL OFFENSE PLAYS-YARDS.....	73-450	54-324
Fumble Returns-Yards.....	0-0	0-0
Punt Returns-Yards.....	1-1	1-1
Kickoff Returns-Yards.....	3-75	1-29
Interception Returns-Yards....	3-41	0-0
Punts (Number-Avg).....	5-42.0	6-40.3
Fumbles-Lost.....	0-0	0-0
Penalties-Yards.....	4-31	8-77
Possession Time.....	35:44	24:16
Third-Down Conversions.....	5 of 14	4 of 12
Fourth-Down Conversions.....	0 of 1	0 of 0
Red-Zone Scores-Chances.....	3-4	1-1
Sacks By: Number-Yards.....	1-5	0-0

RUSHING: Oklahoma-Clay, Brennan 14-77; Bell, Blake 12-59; Williams, Dam. 9-42; Knight, Trevor 2-24; Finch, Roy 3-15; team 2-minus 5. Notre Dame-ATKINSON, G. 14-148; FOLSTON 2-43; CARLISLE 3-13; MCDANIEL 3-12; HENDRIX 5-10; TEAM 1-minus 1; REES 1-minus 5.

PASSING: Oklahoma-Bell, Blake 22-30-0-232; Knight, Trevor 1-1-0-6. Notre Dame-REES 9-24-3-104; HENDRIX 0-1-0-0.

RECEIVING: Oklahoma-Saunders, Jalen 7-46; Shepard, S. 5-83; Williams, Dam. 4-41; Millard, Trey 2-13; Clay, Brennan 2-7; Bester, L. 1-26; Reynolds, Jaz 1-16; Finch, Roy 1-6. Notre Dame-JONES, TJ 4-42; NIKLAS 2-43; DANIELS 1-13; FULLER 1-11; ATKINSON, G. 1-minus 5.

INTERCEPTIONS: Oklahoma-Nelson, Corey 1-24; Shannon, Frank 1-17; Wilson, Julian 1-0. Notre Dame-None.

FUMBLES: Oklahoma-None. Notre Dame-None.

SACKS (UA-A): Oklahoma-Phillips, J. 1-0. Notre Dame-None.

TACKLES (UA-A): Oklahoma-Shannon, Frank 4-4; Hayes, Quentin 3-5; Grissom, Geneo 3-3; Lynn, Gabe 4-0; Alexander, D. 2-2; Tapper, Charles 0-4; Sanchez, Zack 2-0; Colvin, Aaron 2-0; Wilson, Julian 2-0; Striker, Eric 0-2; Phillips, J. 1-0; Woods, Austin 0-1; Dimon, Matt 0-1; Bester, L. 0-1; Nelson, Corey 0-1. Notre Dame-CALABRESE 3-7; FARLEY 4-5; GRACE 3-6; JACKSON, B. 6-1; SHUMATE 3-4; SMITH, J. 2-5; RUSSELL 4-1; TUITT 2-3; NIX 1-4; COLLINSWORTH 0-4; SCHWENKE 1-1; SHEMA 1-1; COUNCELL 1-1; FOX 0-2; WILLIAMS, Ish. 0-2; ONWUJALU 1-0; BRINDZA 1-0; BUTLER 0-1; CAVALARIS 0-1; SCHMIDT, J. 0-1.

10.5.13 • Gaylord Family - Oklahoma Mem. Stadium (84,992) • Norman, Okla.

	TCU	17
	#11 OKLAHOMA	20

NORMAN, Okla. — Brennan Clay broke a 76-yard touchdown run late in the fourth quarter and No. 11 Oklahoma held off TCU 20-17.

Trey Millard had a touchdown run for the Sooners (5-0, 2-0 Big 12) and Michael Hunnicutt hit field goals of 39 and 32 yards.

Oklahoma opened with seven straight defensive 3-and-outs, after finishing a 35-21 win at Notre Dame last Saturday with three. The 10 straight 3-and-outs was the longest such streak recorded by the Sooners since at least the 2003 season.

Oklahoma has won 10 straight Big 12 games, its third-longest streak in conference play since the league formed in 1996. The Sooners have won their last three against TCU (2-3, 0-2) since the Horned Frogs won in Norman in 2005. Against the Sooners, TCU managed only 210 yards of offense, including only 44 yards rushing. TCU had entered the game having won 16 of its last 18 conference road contests.

Score by Quarters	1	2	3	4	Score
TCU.....	0	0	10	7	17 Record: (2-3, 0-2)
Oklahoma.....	3	10	0	7	20 Record: (5-0, 2-0)

Scoring Summary:

- 1st 02:45 OU - Hunnicutt, Mike 39 yd field goal, 11-42 4:54
- 2nd 02:29 OU - Millard, Trey 8 yd run (Hunnicutt, Mike kick), 13-84 6:14
- 00:00 OU - Hunnicutt, Mike 37 yd field goal, 8-48 1:15
- 3rd 03:32 TCU - Oberkrom, Jaden 25 yd field goal, 12-45 7:17
- 00:08 TCU - Boykin, Trevone 2 yd run (Oberkrom, Jaden kick), 6-35 3:24
- 4th 04:37 OU - Clay, Brennan 76 yd run (Hunnicutt, Mike kick), 2-82 0:53
- 02:26 TCU - Boykin, Trevone 8 yd run (Oberkrom, Jaden kick), 5-75 2:11

	TCU	OU
FIRST DOWNS.....	10	20
RUSHES-YARDS (NET).....	27-44	38-203
PASSING YDS (NET).....	166	152
Passes Att-Comp-Int.....	26-16-0	31-20-0
TOTAL OFFENSE PLAYS-YARDS.....	53-210	69-355
Fumble Returns-Yards.....	0-0	0-0
Punt Returns-Yards.....	4-16	1-0
Kickoff Returns-Yards.....	1-18	1-0
Interception Returns-Yards....	0-0	0-0
Punts (Number-Avg).....	9-43.4	7-36.6
Fumbles-Lost.....	3-0	2-1
Penalties-Yards.....	5-25	3-35
Possession Time.....	30:02	29:58
Third-Down Conversions.....	3 of 14	3 of 13
Fourth-Down Conversions.....	1 of 1	2 of 2
Red-Zone Scores-Chances.....	3-3	2-2
Sacks By: Number-Yards.....	3-23	4-15

RUSHING: TCU-James, Waymon 6-22; Boykin, Trevone 12-18; Catalon, B.J. 8-8; TEAM 1-minus 4. Oklahoma-Clay, Brennan 9-111; Bell, Blake 14-61; Williams, Damien 11-27; Millard, Trey 1-8; Finch, Roy 1-0; team 2-minus 4.

PASSING: TCU-Boykin, Trevone 16-26-0-166. Oklahoma-Bell, Blake 20-31-0-152.

RECEIVING: TCU-Slanina, Ty 6-38; White, Cam 4-38; Doctson, Josh 2-18; Porter, David 1-45; Catalon, B.J. 1-21; James, Waymon 1-5; Story, Ja'Juan 1-1. Oklahoma-Shepard, Sterling 5-37; Saunders, Jalen 5-30; Neal, Durrion 4-42; Clay, Brennan 4-21; Bester, LaColtan 1-19; Finch, Roy 1-3.

INTERCEPTIONS: TCU-None. Oklahoma-None.

FUMBLES: TCU-TEAM 2-0; Boykin, Trevone 1-0. Oklahoma-Bell, Blake 1-0; Team 1-1.

SACKS (UA-A): TCU-Lathan, Terrell 1-0; Hunter, Chucky 1-0; Tuaua, Mike 1-0. Oklahoma-Tapper, Charles 2-0; Wade, Jordan 1-0; Colvin, Aaron 1-0.

TACKLES (UA-A): TCU-Hackett, Chris 8-3; Olabode, Elisha 5-3; Anderson, J. 3-5; Mallet, Marcus 1-6; Verrett, Jason 4-2; White, Kevin 3-2; Lathan, Terrell 3-2; Kindred, D. 2-1; Carter, Sam 2-1; Hunter, Chucky 2-1; Lewis, Jon 1-1; Pierson, Davion 1-1; Dawson, Paul 0-2; Tuaua, Mike 1-0; Lawson, Tevin 1-0; Gray, Deante' 1-0. Oklahoma-Shannon, Frank 4-3; Ndulue, Chuka 2-4; Nelson, Corey 1-5; Colvin, Aaron 5-0; Tapper, Charles 4-1; Lynn, Gabe 3-1; Hayes, Quentin 1-3; Wade, Jordan 2-0; Wilson, Julian 2-0; Franks, Trey 2-0; Sanchez, Zack 1-1; Striker, Eric 1-1; Peterson, Torrea 0-2; Bester, LaColtan 1-0; Millard, Trey 1-0; Grissom, Geneo 0-1.

BIG 12 TELECONFERENCE

This call is available to media only each Monday, August 26-December 2. Each coach is available for approximately 10 minutes. To receive the media dial-in number, please email Joni Lehmann at joni@big12sports.com. Here is the order of participants:

- 9:50 Mack Brown, Texas
- 10:00 Charlie Weis, Kansas
- 10:10 Bob Stoops, Oklahoma**
- 10:20 Mike Gundy, Oklahoma State
- 10:30 Bill Snyder, Kansas State
- 10:40 Dana Holgorsen, West Virginia
- 10:50 Kliff Kingsbury, Texas Tech
- 11:00 Art Briles, Baylor
- 11:10 Paul Rhoads, Iowa State
- 11:20 Gary Patterson, TCU

The call will be available live and archived on www.Big12Sports.com. A replay will also be provided for 48 hours, beginning at 4 p.m. CT on Mondays at 866-243-0021.



BIG 12 MEDIA PRESEASON POLL

- 1. Oklahoma State (15) 365
- 2. Oklahoma (8) 355**
- 3. TCU (9)..... 347
- 4. Texas (8) 337
- 5. Baylor (2) 282
- 6. Kansas State (1) 240
- 7. Texas Tech 161
- 8. West Virginia 126
- 9. Iowa State 96
- 10. Kansas..... 56

BIG 12 NOTES

- The Big 12 has three of the nation's 17 undefeated teams. No other league has more.
- Seven of the nine conference games played thus far have been decided by 10-or-less points.
- The Big 12 leads all conferences with six teams ranked in the top 25 in pass efficiency defense.

COVERING THE SOONERS

CREDENTIALS

Requests for credentials are accepted online at SoonerSportsMedia.com. Requests must be submitted by a sports director/editor at least eight days prior to the contest. Media must show government issued photo identification upon entering the stadium. If the name on the credential and the photo ID do not match, the credential is void.

PRACTICE

All practice sessions are closed to media and public unless otherwise posted. On days when post-practice interviews are conducted, media should gather at Gate 1 under the Asp Avenue parking garage. Members of the athletics communications staff will escort media into the practice facility at the appropriate time.

ON THE INTERNET - SOONERSPORTS.COM

- Live video of Bob Stoops' Monday media conference (Live air at 12:05 p.m.).
- Live audio and live/archived video of Sooner Sports Talk with Bob Stoops (Tuesday nights at 7 p.m. CT).
- Archived video of the Sooner Playbook show (airs Wednesday nights each week).
- Live audio and live/archived video of Coaches' Corner radio show (Thursday nights at 7 p.m. CT).
- Live second-screen experience with studio analysis, in-game stats and audio from the Sooner Radio Network.
- Live/archived video of Bob Stoops' postgame press conference.
- Highlights, archived full-game video and Bob Stoops' TV review show (airs Sunday nights each week).
- Roster, schedules, media guides, game notes, depth chart and more at Sooner Gameday Central.

DAILY MEDIA AVAILABILITY (SUBJECT TO CHANGE)

Monday - Bob Stoops participates on the Big 12's weekly teleconference at 10:10 a.m. A weekly media luncheon will begin at 11:15 a.m. at the east-side stadium club on the third floor. Select players will be available at media tables at approximately 11:15 a.m with lunch served at 11:30 a.m. Coach Stoops' comments at the podium will begin at 12:05 p.m. Defensive players are available following practice at approximately 5:40 p.m. Please wait at the SW corner of the stadium to be escorted to the Adrian Peterson Team Meeting Room for interviews.**

Tuesday - Offensive players will be available for post-practice interviews at approximately 5:40 p.m. Please wait at the SW corner of the stadium to be escorted to the Adrian Peterson Team Meeting Room for interviews.**

Wednesday - Head coach Bob Stoops will be available for a five-minute, off-camera media briefing immediately following practice at approximately 5:40 p.m. Media wishing to utilize this opportunity should advise Pete Moris on Wednesdays if they have a need to participate.

Thursday, Friday - No availability

Saturday - Postgame availability only. Members of the OU Athletics Communications staff will escort media representatives to the appropriate postgame interview areas with five minutes remaining in the game. The Oklahoma locker room, home or away, is closed to the media at all times. Coach Stoops and several Sooner players will be brought to a designated interview area; for home games that area is the Adrian Peterson Team Meeting Room.

*Players available at the luncheon will be unavailable the remainder of the week.

**Some players may have evening classes and will not be available. Coach Stoops' radio show is Tuesday evenings and he may not be available after practice that evening.

The communications office extends a special thank you to **Mike Brooks**. The Blanchard, Okla., resident possesses what is likely the most comprehensive statistical database on OU football. His assistance and tireless research on game day and numerous other research projects is greatly appreciated.

2013 Oklahoma Football Oklahoma Combined Team Statistics (as of Oct 09, 2013) All games

Date	Opponent	Score	Att.
Aug 31, 2013	ULM	W 34-0	84911
* Sep 07, 2013	WEST VIRGINIA	W 16-7	84692
Sep 14, 2013	TULSA	W 51-20	84229
Sep 28, 2013	at #22 Notre Dame	W 35-21	80795
* Oct 05, 2013	TCU	W 20-17	84992

Record:	Overall	Home	Away	Neutral
All games	5-0	4-0	1-0	0-0
Conference	2-0	2-0	0-0	0-0
Non-Conference	3-0	2-0	1-0	0-0

Rushing	gp	att	gain	loss	net	avg	td	lg	avg/g
Clay, Brennan	5	68	472	22	450	6.6	3	76	90.0
Williams, Dam.	4	57	234	4	230	4.0	1	19	57.5
Bell, Blake	5	40	214	39	175	4.4	0	17	35.0
Knight, Trevor	3	22	197	28	169	7.7	0	30	56.3
Finch, Roy	5	19	139	14	125	6.6	0	48	25.0
Ford, Keith	4	11	66	0	66	6.0	1	23	16.5
Millard, Trey	5	6	25	0	25	4.2	1	8	5.0
Shepard, S.	5	1	9	0	9	9.0	0	9	1.8
Ross, Alex	5	1	8	0	8	8.0	0	8	1.6
Saunders, Jalen	5	1	0	0	0	0.0	0	0	0.0
team	3	5	0	27	-27	-5.4	0	0	-9.0
Total	5	231	1364	134	1230	5.3	6	76	246.0
Opponents	5	133	643	77	566	4.3	6	80	113.2

Team Statistics	OU	OPP
FIRST DOWNS	118	69
Rushing	69	18
Passing	45	43
Penalty	4	8
RUSHING YARDAGE	1230	566
Rushing Attempts	231	133
Average Per Rush	5.3	4.3
Average Per Game	246.0	113.2
TDs Rushing	6	6
PASSING YARDAGE	1046	842
Comp-Att-Int	94-153-3	83-164-6
Average Per Pass	6.8	5.1
Average Per Catch	11.1	10.1
Average Per Game	209.2	168.4
TDs Passing	10	2
TOTAL OFFENSE	2276	1408
Average Per Play	5.9	4.7
Average Per Game	455.2	281.6
KICK RETURNS: #-Yards	7-147	8-161
PUNT RETURNS: #-Yards	10-109	7-92
INT RETURNS: #-Yards	6-78	3-11
FUMBLES-LOST	7-3	6-3
PENALTIES-Yards	26-213	26-204
PUNTS-AVG	25-41.6	37-43.6
TIME OF POSSESSION/Game	33:37	26:23
3RD-DOWN Conversions	32/77	19/70
4TH-DOWN Conversions	2/3	2/5

Passing	gp	effic	comp-att-int	pct	yds	td	lg	avg/g
Bell, Blake	5	155.71	72-104-0	69.2	835	6	82	167.0
Knight, Trevor	3	95.76	22-49-3	44.9	211	4	32	70.3
Total	5	136.51	94-153-3	61.4	1046	10	82	209.2
Opponents	5	90.44	83-164-6	50.6	842	2	45	168.4

Receiving	gp	no.	yds	avg	td	lg	avg/g
Saunders, Jalen	5	22	213	9.7	3	30	42.6
Shepard, S.	5	21	266	12.7	3	54	53.2
Neal, Durrone	5	10	133	13.3	0	41	26.6
Bester, L.	5	8	114	14.2	1	32	22.8
Millard, Trey	5	7	24	3.4	1	8	4.8
Reynolds, Jaz	5	6	137	22.8	0	82	27.4
Clay, Brennan	5	6	28	4.7	0	11	5.6
Finch, Roy	5	5	40	8.0	1	29	8.0
Williams, Dam.	4	4	41	10.2	0	17	10.2
Bennett, Austin	3	2	23	11.5	0	12	7.7
Metoyer, Trey	4	2	18	9.0	1	13	4.5
Woods, Derrick	4	1	9	9.0	0	9	2.2
Total	5	94	1046	11.1	10	82	209.2
Opponents	5	83	842	10.1	2	45	168.4

Field Goals	fg	pct.	01-19	20-29	30-39	40-49	50-99	lg	blk
Hunnicut, Mike	12-13	92.3	1-1	3-3	6-7	2-2	0-0	44	0

Scoring	td	fg	PAT				dpx	saf	pts
			kick	rush	rcv	pass			
Hunnicut, Mike	-	12-13	16-16	-	-	-	-	52	
Shepard, S.	3	-	-	-	1	-	-	20	
Saunders, Jalen	3	-	-	-	-	-	-	18	
Clay, Brennan	3	-	-	-	-	-	-	18	
Millard, Trey	2	-	-	-	-	-	-	12	
Williams, Dam.	1	-	-	-	-	-	-	6	
Nelson, Corey	1	-	-	-	-	-	-	6	
Ford, Keith	1	-	-	-	-	-	-	6	
Bester, L.	1	-	-	-	-	-	-	6	
Metoyer, Trey	1	-	-	-	-	-	-	6	
Finch, Roy	1	-	-	-	-	-	-	6	
Bell, Blake	-	-	-	-	-	1-1	-	0	
Total	17	12-13	16-16	-	1	1-1	-	156	
Opponents	8	3-3	8-8	-	-	-	-	65	

Score by Quarters	1st	2nd	3rd	4th	OT	Total
Oklahoma	30	57	34	35	0	156
Opponents	21	0	23	21	0	65

Interceptions	no.	yds	avg	td	lg
Lynn, Gabe	2	37	18.5	0	31
Wilson, Julian	2	0	0.0	0	0
Shannon, Frank	1	17	17.0	0	17
Nelson, Corey	1	24	24.0	1	24

Punting	no.	yds	avg	lg	tb	fc	i20	50+	blk
Barnett, Jed	25	1039	41.6	54	2	12	9	3	0

Punt Returns	no.	yds	avg	td	lg
Saunders, Jalen	10	109	10.9	0	45
Total	10	109	10.9	0	45
Opponents	7	92	13.1	0	77

Kick Returns	no.	yds	avg	td	lg
Franks, Trey	3	92	30.7	0	40
Finch, Roy	2	35	17.5	0	24
team	1	0	0.0	0	0
Clay, Brennan	1	20	20.0	0	20
Total	7	147	21.0	0	40
Opponents	8	161	20.1	0	29

All Purpose	g	rush	rcv	pr	kr	ir	total	avg/g
Clay, Brennan	5	450	28	0	20	0	498	99.6
Saunders, Jalen	5	0	213	109	0	0	322	64.4
Total	5	1230	1046	109	147	78	2610	522.0
Opponents	5	566	842	92	161	11	1672	334.4

Total Offense	g	plays	rush	pass	total	avg/g
Bell, Blake	5	144	175	835	1010	202.0
Clay, Brennan	5	68	450	0	450	90.0
Total	5	384	1230	1046	2276	455.2
Opponents	5	297	566	842	1408	281.6

#	Defensive Leaders	gp	Tackles				tfl/yds	Sacks	Pass defense			Fumbles		blkd	
			ua	a	tot				no-yds	int-yds	brup	qbh	rcv-yds	ff	kick
20	Shannon, Frank	5	19	15	34	2.5-8	.	1-17	.	2

2013 Oklahoma Football
Oklahoma Overall Team Statistics (as of Oct 09, 2013)
All games

Team Statistics	OU	OPP
SCORING	156	65
Points Per Game	31.2	13.0
FIRST DOWNS	118	69
Rushing	69	18
Passing	45	43
Penalty	4	8
RUSHING YARDAGE	1230	566
Yards gained rushing	1364	643
Yards lost rushing	134	77
Rushing Attempts	231	133
Average Per Rush	5.3	4.3
Average Per Game	246.0	113.2
TDs Rushing	6	6
PASSING YARDAGE	1046	842
Comp-Att-Int	94-153-3	83-164-6
Average Per Pass	6.8	5.1
Average Per Catch	11.1	10.1
Average Per Game	209.2	168.4
TDs Passing	10	2
TOTAL OFFENSE	2276	1408
Total Plays	384	297
Average Per Play	5.9	4.7
Average Per Game	455.2	281.6
KICK RETURNS: #-Yards	7-147	8-161
PUNT RETURNS: #-Yards	10-109	7-92
INT RETURNS: #-Yards	6-78	3-11
KICK RETURN AVERAGE	21.0	20.1
PUNT RETURN AVERAGE	10.9	13.1
INT RETURN AVERAGE	13.0	3.7
FUMBLES-LOST	7-3	6-3
PENALTIES-Yards	26-213	26-204
Average Per Game	42.6	40.8
PUNTS-Yards	25-1039	37-1615
Average Per Punt	41.6	43.6
Net punt average	36.3	39.6
KICKOFFS-Yards	33-2126	15-954
Average Per Kick	64.4	63.6
Net kick average	43.5	40.5
TIME OF POSSESSION/Game	33:37	26:23
3RD-DOWN Conversions	32/77	19/70
3rd-Down Pct	42%	27%
4TH-DOWN Conversions	2/3	2/5
4th-Down Pct	67%	40%
SACKS BY-Yards	8-34	7-49
MISC YARDS	0	0
TOUCHDOWNS SCORED	17	8
FIELD GOALS-ATTEMPTS	12-13	3-3
ON-SIDE KICKS	0-0	0-1
RED-ZONE SCORES	(20-23) 87%	(8-10) 80%
RED-ZONE TOUCHDOWNS	(11-23) 48%	(5-10) 50%
PAT-ATTEMPTS	(16-16) 100%	(8-8) 100%
ATTENDANCE	338824	80795
Games/Avg Per Game	4/84706	1/80795
Neutral Site Games		0/0

Score by Quarters	1st	2nd	3rd	4th	OT	Total
Oklahoma	30	57	34	35	0	156
Opponents	21	0	23	21	0	65

2013 Oklahoma Football
Oklahoma Overall Individual Statistics (as of Oct 09, 2013)
All games

Rushing	gp	att	gain	loss	net	avg	td	lg	avg/g
Clay, Brennan	5	68	472	22	450	6.6	3	76	90.0
Williams, Dam.	4	57	234	4	230	4.0	1	19	57.5
Bell, Blake	5	40	214	39	175	4.4	0	17	35.0
Knight, Trevor	3	22	197	28	169	7.7	0	30	56.3
Finch, Roy	5	19	139	14	125	6.6	0	48	25.0
Ford, Keith	4	11	66	0	66	6.0	1	23	16.5
Millard, Trey	5	6	25	0	25	4.2	1	8	5.0
Shepard, S.	5	1	9	0	9	9.0	0	9	1.8
Ross, Alex	5	1	8	0	8	8.0	0	8	1.6
Saunders, Jalen	5	1	0	0	0	0.0	0	0	0.0
team	3	5	0	27	-27	-5.4	0	0	-9.0
Total	5	231	1364	134	1230	5.3	6	76	246.0
Opponents	5	133	643	77	566	4.3	6	80	113.2

Passing	gp	effic	comp-att-int	pct	yds	td	lg	avg/g
Bell, Blake	5	155.71	72-104-0	69.2	835	6	82	167.0
Knight, Trevor	3	95.76	22-49-3	44.9	211	4	32	70.3
Total	5	136.51	94-153-3	61.4	1046	10	82	209.2
Opponents	5	90.44	83-164-6	50.6	842	2	45	168.4

Receiving	gp	no.	yds	avg	td	lg	avg/g
Saunders, Jalen	5	22	213	9.7	3	30	42.6
Shepard, S.	5	21	266	12.7	3	54	53.2
Neal, Durrone	5	10	133	13.3	0	41	26.6
Bester, L.	5	8	114	14.2	1	32	22.8
Millard, Trey	5	7	24	3.4	1	8	4.8
Reynolds, Jaz	5	6	137	22.8	0	82	27.4
Clay, Brennan	5	6	28	4.7	0	11	5.6
Finch, Roy	5	5	40	8.0	1	29	8.0
Williams, Dam.	4	4	41	10.2	0	17	10.2
Bennett, Austin	3	2	23	11.5	0	12	7.7
Metoyer, Trey	4	2	18	9.0	1	13	4.5
Woods, Derrick	4	1	9	9.0	0	9	2.2
Total	5	94	1046	11.1	10	82	209.2
Opponents	5	83	842	10.1	2	45	168.4

Punt Returns	no.	yds	avg	td	lg
Saunders, Jalen	10	109	10.9	0	45
Total	10	109	10.9	0	45
Opponents	7	92	13.1	0	77

Interceptions	no.	yds	avg	td	lg
Wilson, Julian	2	0	0.0	0	0
Lynn, Gabe	2	37	18.5	0	31
Nelson, Corey	1	24	24.0	1	24
Shannon, Frank	1	17	17.0	0	17
Total	6	78	13.0	1	31
Opponents	3	11	3.7	0	11

Kick Returns	no.	yds	avg	td	lg
Franks, Trey	3	92	30.7	0	40
Finch, Roy	2	35	17.5	0	24
team	1	0	0.0	0	0
Clay, Brennan	1	20	20.0	0	20
Total	7	147	21.0	0	40
Opponents	8	161	20.1	0	29

Fumble Returns	no.	yds	avg	td	lg
Lynn, Gabe	1	27	27.0	0	27
Total	1	27	27.0	0	27
Opponents	0	0	0.0	0	0

2013 Oklahoma Football
Oklahoma Overall Individual Statistics (as of Oct 09, 2013)
All games

Scoring	td	fg	PAT				dxp	saf	pts
			kick	rush	rcv	pass			
Hunnicutt, Mike	-	12-13	16-16	-	-	-	-	52	
Shepard, S.	3	-	-	-	1	-	-	20	
Saunders, Jalen	3	-	-	-	-	-	-	18	
Clay, Brennan	3	-	-	-	-	-	-	18	
Millard, Trey	2	-	-	-	-	-	-	12	
Williams, Dam.	1	-	-	-	-	-	-	6	
Metoyer, Trey	1	-	-	-	-	-	-	6	
Bester, L.	1	-	-	-	-	-	-	6	
Nelson, Corey	1	-	-	-	-	-	-	6	
Finch, Roy	1	-	-	-	-	-	-	6	
Ford, Keith	1	-	-	-	-	-	-	6	
Bell, Blake	-	-	-	-	-	1-1	-	0	
Total	17	12-13	16-16	-	1	1-1	-	156	
Opponents	8	3-3	8-8	-	-	-	-	65	

Total Offense	g	plays	rush	pass	total	avg/g
Bell, Blake	5	144	175	835	1010	202.0
Clay, Brennan	5	68	450	0	450	90.0
Knight, Trevor	3	71	169	211	380	126.7
Williams, Dam.	4	57	230	0	230	57.5
Finch, Roy	5	19	125	0	125	25.0
Ford, Keith	4	11	66	0	66	16.5
Millard, Trey	5	6	25	0	25	5.0
Shepard, S.	5	1	9	0	9	1.8
Ross, Alex	5	1	8	0	8	1.6
team	3	5	-27	0	-27	-9.0
Total	5	384	1230	1046	2276	455.2
Opponents	5	297	566	842	1408	281.6

Field Goals	fg	pct.	01-19	20-29	30-39	40-49	50-99	lg	blk
Hunnicutt, Mike	12-13	92.3	1-1	3-3	6-7	2-2	0-0	44	0

FG Sequence	Oklahoma	Opponents
ULM	(41),(33)	-
West Virginia	(44),(21),(32),35	-
Tulsa	(20),(30),(36)	(26),(21)
Notre Dame	(27),(19)	-
TCU	(39),(37)	(25)

Punting	no.	yds	avg	lg	tb	fc	i20	50+	blk
Barnett, Jed	25	1039	41.6	54	2	12	9	3	0
Total	25	1039	41.6	54	2	12	9	3	0
Opponents	37	1615	43.6	61	2	18	14	8	0

Kickoffs	no.	yds	avg	tb	ob	retn	net	ydln
Hodgson, Nick	33	2126	64.4	24	1			
Total	33	2126	64.4	24	1	20.1	41.4	23
Opponents	15	954	63.6	8	1	21.0	40.5	24

Numbers in (parentheses) indicate field goal was made.

2013 Oklahoma Football
Oklahoma Overall Individual Statistics (as of Oct 09, 2013)
All games

All Purpose	g	rush	rcv	pr	kr	ir	total	avg/g
Clay, Brennan	5	450	28	0	20	0	498	99.6
Saunders, Jalen	5	0	213	109	0	0	322	64.4
Shepard, S.	5	9	266	0	0	0	275	55.0
Williams, Dam.	4	230	41	0	0	0	271	67.8
Finch, Roy	5	125	40	0	35	0	200	40.0
Bell, Blake	5	175	0	0	0	0	175	35.0
Knight, Trevor	3	169	0	0	0	0	169	56.3
Reynolds, Jaz	5	0	137	0	0	0	137	27.4
Neal, Durrton	5	0	133	0	0	0	133	26.6
Bester, L.	5	0	114	0	0	0	114	22.8
Franks, Trey	5	0	0	0	92	0	92	18.4
Ford, Keith	4	66	0	0	0	0	66	16.5
Millard, Trey	5	25	24	0	0	0	49	9.8
Lynn, Gabe	5	0	0	0	0	37	37	7.4
Nelson, Corey	5	0	0	0	0	24	24	4.8
Bennett, Austin	3	0	23	0	0	0	23	7.7
Metoyer, Trey	4	0	18	0	0	0	18	4.5
Shannon, Frank	5	0	0	0	0	17	17	3.4
Woods, Derrick	4	0	9	0	0	0	9	2.2
Ross, Alex	5	8	0	0	0	0	8	1.6
team	3	-27	0	0	0	0	-27	-9.0
Total	5	1230	1046	109	147	78	2610	522.0
Opponents	5	566	842	92	161	11	1672	334.4

2013 Oklahoma Football
Oklahoma Overall Defensive Statistics (as of Oct 09, 2013)
All games

#	Defensive Leaders	gp	Tackles				tfl/yds	Sacks	Pass defense			Fumbles		blkd	
			ua	a	tot	no-yds		int-yds	brup	qbh	rcv-yds	ff	kick	saf	
20	Shannon, Frank	5	19	15	34	2.5-8	.	1-17	.	2	
7	Nelson, Corey	5	13	14	27	3.0-6	1.0-1	1-24	4	3	
1H	Hayes, Quentin	5	9	15	24	1.0-2	1	.	.	
91	Tapper, Charles	5	9	14	23	3.0-14	2.5-13	.	.	4	
15	Sanchez, Zack	5	13	6	19	0.5-1	.	.	9	
14	Colvin, Aaron	4	14	1	15	1.5-5	1.0-3	.	2	
85	Grissom, Geneo	5	6	9	15	2.0-7	.	.	1	
19	Striker, Eric	5	6	8	14	2.0-9	.	.	.	5	
9L	Lynn, Gabe	5	11	2	13	.	.	2-37	1	.	1-27	.	.	.	
2	Wilson, Julian	5	7	5	12	1.5-6	.	2-0	3	
42	Alexander, D.	5	2	8	10	0.5-1	
98	Ndulue, Chuka	4	3	4	7	0.5-1	1-0	.	.	.	
80	Phillips, J.	4	2	5	7	2.0-8	1.5-7	.	1	1	
2J	Johnson, Cortez	3	2	3	5	.	.	.	1	
93	Wade, Jordan	4	3	1	4	1.0-1	1.0-1	
32	Franks, Trey	5	4	.	4	1-0	.	.	.	
2E	Evans, Jordan	5	1	3	4	0.5-0	
4	Byrd, Hatari	2	1	2	3	
95	Russell, Quincy	2	.	3	3	1	
6T	Taylor, Stanvon	5	3	.	3	.	.	.	2	
45	Gastelum, Caleb	5	3	.	3	
11	Bester, L.	5	2	1	3	
23	Everett, Kass	4	1	1	2	1.0-9	1.0-9	1	.	.	
33	Millard, Trey	5	2	.	2	
90	Dimon, Matt	5	1	1	2	
94	Peterson, T.	3	.	2	2	0.5-1	
21	Ford, Keith	4	.	1	1	
1M	Moore, LJ	2	.	1	1	
27	Austin, Dakota	2	.	1	1	
50	Woods, Austin	5	.	1	1	
26	Williams, Dam.	4	1	.	1	
99	Nelson, Chaz	5	.	1	1	
25	Franklin, Aaron	4	1	.	1	
24	Clay, Brennan	5	1	.	1	
Total		5	140	128	268	23-79	8-34	6-78	24	16	3-27	2	.	.	
Opponents		5	215	190	405	29-128	7-49	3-11	15	8	3-0	5	.	.	

2013 Oklahoma Football
Oklahoma Team Game-by-Game (as of Oct 09, 2013)
All games

TEAM STATISTICS

Date	Opponent	Rushing				Receiving				Passing				Kick Returns				Punt Returns				tot off
		no.	yds	td	lg	no.	yds	td	lg	cmp-att-int	yds	td	lg	no.	yds	td	lg	no.	yds	td	lg	
Aug 31	ULM	50	305	1	24	14	124	3	18	14-33-1	124	3	18	0	0	0	0	4	55	0	45	429
Sep 07	WEST VIRGINIA	57	316	0	34	10	119	1	32	10-21-2	119	1	32	1	20	0	20	3	25	0	17	435
Sep 14	TULSA	44	194	2	48	27	413	4	82	27-37-0	413	4	82	2	52	0	28	1	28	0	28	607
Sep 28	at Notre Dame	42	212	1	30	23	238	2	54	23-31-0	238	2	54	3	75	0	40	1	1	0	1	450
Oct 05	TCU	38	203	2	76	20	152	0	19	20-31-0	152	0	19	1	0	0	0	1	0	0	0	355
Opponents		231	1230	6	76	94	1046	10	82	94-153-3	1046	10	82	7	147	0	40	10	109	0	45	2276
		133	566	6	80	83	842	2	45	83-164-6	842	2	45	8	161	0	29	7	92	0	77	1408

Games played: 5
 Avg per rush: 5.3
 Avg per catch: 11.1
 Pass efficiency: 136.51
 Kick ret avg: 21.0
 Punt ret avg: 10.9
 All purpose avg/game: 522.0
 Total offense avg/gm: 455.2

Date	Opponent	Tackles				Sacks no-yds	Fumble		Pass Defense			Blkd kick	PAT Attempts				pts	
		ua	a	total	tfl-yds		ff	fr-yds	int-yds	qbh	brup		kick	rush	rcv	saf		
Aug 31	ULM	29	14	43	4.0-9	1.0-1	0	0-0	1-0	6	4	0	4-4	0	0	0	0	34
Sep 07	WEST VIRGINIA	29	30	59	3.0-17	1.0-9	2	3-27	1-6	4	3	0	1-1	0	0	0	16	
Sep 14	TULSA	29	38	67	5.0-11	1.0-4	0	0-0	1-31	0	6	0	6-6	0	0	0	51	
Sep 28	at Notre Dame	23	24	47	4.0-20	1.0-5	0	0-0	3-41	5	6	0	3-3	0	1	0	35	
Oct 05	TCU	30	22	52	7.0-22	4.0-15	0	0-0	0-0	1	5	0	2-2	0	0	0	20	
Opponents		140	128	268	23.0-79	8.0-34	2	3-27	6-78	16	24	0	16-16	0	1	0	156	
		215	190	405	29.0-128	8.0-67	5	3-0	3-11	8	15	0	8-8	0	0	0	65	

Date	Opponent	Punting							Field Goals			Kickoffs						
		no.	yds	avg	long	blkd	tb	fc	50+	i20	md-att	long	blkd	no.	yds	avg	tb	ob
Aug 31	ULM	7	305	43.6	54	0	0	5	1	4	2-2	41	0	7	455	65.0	7	0
Sep 07	WEST VIRGINIA	5	223	44.6	50	0	0	4	2	3	3-4	44	0	5	323	64.6	2	0
Sep 14	TULSA	1	45	45.0	45	0	0	0	0	0	3-3	36	0	10	644	64.4	6	1
Sep 28	at Notre Dame	5	210	42.0	49	0	2	2	0	0	2-2	27	0	7	450	64.3	6	0
Oct 05	TCU	7	256	36.6	49	0	0	1	0	2	2-2	39	0	4	254	63.5	3	0
Opponents		25	1039	41.6	54	0	2	12	3	9	12-13	44	0	33	2126	64.4	24	1
		37	1615	43.6	61	0	2	18	8	14	3-3	26	0	15	954	63.6	8	1

2013 Oklahoma Football
Oklahoma Opponent Game-by-Game (as of Oct 09, 2013)
All games

OPPONENT STATISTICS

Date	Opponent	Rushing				Receiving				Passing				Kick Returns				Punt Returns				tot off
		no.	yds	td	lg	no.	yds	td	lg	cmp-att-int	yds	td	lg	no.	yds	td	lg	no.	yds	td	lg	
Aug 31	ULM	22	38	0	6	20	128	0	14	20-39-1	128	0	14	0	0	0	0	0	0	0	0	166
Sep 07	WEST VIRGINIA	24	169	1	75	21	218	0	33	21-41-1	218	0	33	3	45	0	26	1	-2	0	0	387
Sep 14	TULSA	31	95	2	22	17	226	0	35	17-33-1	226	0	35	3	69	0	29	1	77	0	77	321
Sep 28	at Notre Dame	29	220	1	80	9	104	2	30	9-25-3	104	2	30	1	29	0	29	1	1	0	1	324
Oct 05	TCU	27	44	2	12	16	166	0	45	16-26-0	166	0	45	1	18	0	18	4	16	0	11	210
Oklahoma		133	566	6	80	83	842	2	45	83-164-6	842	2	45	8	161	0	29	7	92	0	77	1408
Oklahoma		231	1230	6	76	94	1046	10	82	94-153-3	1046	10	82	7	147	0	40	10	109	0	45	2276

Games played: 5
 Avg per rush: 4.3
 Avg per catch: 10.1
 Pass efficiency: 90.44
 Kick ret avg: 20.1
 Punt ret avg: 13.1
 All purpose avg/game: 334.4
 Total offense avg/gm: 281.6

Date	Opponent	Tackles				Sacks no-yds	Fumble		Pass Defense			Blkd kick	PAT Attempts							
		ua	a	total	tfl-yds		ff	fr-yds	int-yds	qbh	brup		kick	rush	rcv	saf	pts			
Aug 31	ULM	43	38	81	3.0-17	2.0-14	1	0-0	1-0	1	5	0	0-0	0	0	0	0	0	0	0
Sep 07	WEST VIRGINIA	52	34	86	10.0-49	1.0-24	3	2-0	2-11	1	3	0	1-1	0	0	0	0	0	0	7
Sep 14	TULSA	49	38	87	6.0-22	1.0-6	0	0-0	0-0	0	4	0	2-2	0	0	0	0	0	0	20
Sep 28	at Notre Dame	33	50	83	3.0-10	0.0-0	0	0-0	0-0	3	1	0	3-3	0	0	0	0	0	0	21
Oct 05	TCU	38	30	68	7.0-30	3.0-23	1	1-0	0-0	3	2	0	2-2	0	0	0	0	0	0	17
Oklahoma		215	190	405	29.0-128	8.0-67	5	3-0	3-11	8	15	0	8-8	0	0	0	0	0	0	65
Oklahoma		140	128	268	23.0-79	8.0-34	2	3-27	6-78	16	24	0	16-16	0	1	0	0	0	0	156

Date	Opponent	Punting							Field Goals			Kickoffs						
		no.	yds	avg	long	blkd	tb	fc	50+	i20	md-att	long	blkd	no.	yds	avg	tb	ob
Aug 31	ULM	10	462	46.2	61	0	1	4	2	3	0-0	0	0	1	65	65.0	1	0
Sep 07	WEST VIRGINIA	7	317	45.3	54	0	0	2	2	3	0-0	0	0	2	128	64.0	1	0
Sep 14	TULSA	5	203	40.6	52	0	0	4	1	3	2-2	26	0	5	324	64.8	3	0
Sep 28	at Notre Dame	6	242	40.3	55	0	0	4	1	1	0-0	0	0	4	251	62.8	1	0
Oct 05	TCU	9	391	43.4	52	0	1	4	2	4	1-1	25	0	3	186	62.0	2	1
Oklahoma		37	1615	43.6	61	0	2	18	8	14	3-3	26	0	15	954	63.6	8	1
Oklahoma		25	1039	41.6	54	0	2	12	3	9	12-13	44	0	33	2126	64.4	24	1

2013 Oklahoma Football
Oklahoma Game Superlatives (as of Oct 09, 2013)
All games

INDIVIDUAL GAME HIGHS

Rushes	22	Clay, Brennan vs West Virginia (Sep 07, 2013)
Yards Rushing	170	Clay, Brennan vs West Virginia (Sep 07, 2013)
TD Rushes	1	Clay, Brennan vs ULM (Aug 31, 2013)
	1	Ford, Keith vs Tulsa (Sep 14, 2013)
	1	Clay, Brennan vs Tulsa (Sep 14, 2013)
	1	Williams, Dam. at Notre Dame (Sep 28, 2013)
	1	Clay, Brennan vs TCU (Oct 05, 2013)
	1	Millard, Trey vs TCU (Oct 05, 2013)
Long Rush	76	Clay, Brennan vs TCU (Oct 05, 2013)
Pass attempts	37	Bell, Blake vs Tulsa (Sep 14, 2013)
Pass completions	27	Bell, Blake vs Tulsa (Sep 14, 2013)
Yards Passing	413	Bell, Blake vs Tulsa (Sep 14, 2013)
TD Passes	4	Bell, Blake vs Tulsa (Sep 14, 2013)
Long Pass	82	Bell, Blake vs Tulsa (Sep 14, 2013)
Receptions	8	Shepard, S. vs Tulsa (Sep 14, 2013)
Yards Receiving	123	Shepard, S. vs Tulsa (Sep 14, 2013)
TD Receptions	2	Saunders, Jalen vs ULM (Aug 31, 2013)
	2	Shepard, S. vs Tulsa (Sep 14, 2013)
Long Reception	82	Reynolds, Jaz vs Tulsa (Sep 14, 2013)
Field Goals	3	Hunnicutt, Mike vs West Virginia (Sep 07, 2013)
	3	Hunnicutt, Mike vs Tulsa (Sep 14, 2013)
Long Field Goal	44	Hunnicutt, Mike vs West Virginia (Sep 07, 2013)
Punts	7	Barnett, Jed vs ULM (Aug 31, 2013)
	7	Barnett, Jed vs TCU (Oct 05, 2013)
Punting Avg	45.0	Barnett, Jed vs Tulsa (Sep 14, 2013)
Long Punt	54	Barnett, Jed vs ULM (Aug 31, 2013)
Punts inside 20	4	Barnett, Jed vs ULM (Aug 31, 2013)
Long Punt Return	45	Saunders, Jalen vs ULM (Aug 31, 2013)
Long Kickoff Return	40	Franks, Trey at Notre Dame (Sep 28, 2013)
Tackles	10	Shannon, Frank vs Tulsa (Sep 14, 2013)
Sacks	2.0	Tapper, Charles vs TCU (Oct 05, 2013)
Tackles For Loss	2.0	Nelson, Corey vs ULM (Aug 31, 2013)
	2.0	Tapper, Charles vs TCU (Oct 05, 2013)
Interceptions	1	Wilson, Julian vs ULM (Aug 31, 2013)
	1	Lynn, Gabe vs West Virginia (Sep 07, 2013)
	1	Lynn, Gabe vs Tulsa (Sep 14, 2013)
	1	Wilson, Julian at Notre Dame (Sep 28, 2013)
	1	Nelson, Corey at Notre Dame (Sep 28, 2013)
	1	Shannon, Frank at Notre Dame (Sep 28, 2013)

2013 Oklahoma Football
 Oklahoma Game Superlatives (as of Oct 09, 2013)
 All games

TEAM GAME HIGHS

Rushes	57	vs West Virginia (Sep 07, 2013)
Yards Rushing	316	vs West Virginia (Sep 07, 2013)
Yards Per Rush	6.1	vs ULM (Aug 31, 2013)
TD Rushes	2	vs Tulsa (Sep 14, 2013)
	2	vs TCU (Oct 05, 2013)
Pass attempts	37	vs Tulsa (Sep 14, 2013)
Pass completions	27	vs Tulsa (Sep 14, 2013)
Yards Passing	413	vs Tulsa (Sep 14, 2013)
Yards Per Pass	11.2	vs Tulsa (Sep 14, 2013)
TD Passes	4	vs Tulsa (Sep 14, 2013)
Total Plays	83	vs ULM (Aug 31, 2013)
Total Offense	607	vs Tulsa (Sep 14, 2013)
Yards Per Play	7.5	vs Tulsa (Sep 14, 2013)
Points	51	vs Tulsa (Sep 14, 2013)
Sacks By	4	vs TCU (Oct 05, 2013)
First Downs	27	vs Tulsa (Sep 14, 2013)
Penalties	9	vs West Virginia (Sep 07, 2013)
Penalty Yards	78	vs ULM (Aug 31, 2013)
Turnovers	4	vs West Virginia (Sep 07, 2013)
Interceptions By	3	at Notre Dame (Sep 28, 2013)
Punts	7	vs ULM (Aug 31, 2013)
	7	vs TCU (Oct 05, 2013)
Punting Avg	45.0	vs Tulsa (Sep 14, 2013)
Long Punt	54	vs ULM (Aug 31, 2013)
Punts inside 20	4	vs ULM (Aug 31, 2013)
Long Punt Return	45	vs ULM (Aug 31, 2013)

2013 Oklahoma Football
Oklahoma Game Superlatives (as of Oct 09, 2013)
All games

OPPONENT INDIVIDUAL GAME HIGHS

Rushes	14	WATTS, T., vs Tulsa (Sep 14, 2013)
	14	ATKINSON, G., at Notre Dame (Sep 28, 2013)
Yards Rushing	148	ATKINSON, G., at Notre Dame (Sep 28, 2013)
TD Rushes	2	Boykin, Trevone, vs TCU (Oct 05, 2013)
Long Rush	80	ATKINSON, G., at Notre Dame (Sep 28, 2013)
Pass attempts	41	Millard,Paul, vs West Virginia (Sep 07, 2013)
Pass completions	21	Millard,Paul, vs West Virginia (Sep 07, 2013)
Yards Passing	226	GREEN, C., vs Tulsa (Sep 14, 2013)
TD Passes	2	REES, at Notre Dame (Sep 28, 2013)
Long Pass	45	Boykin, Trevone, vs TCU (Oct 05, 2013)
Receptions	7	White,Kevin, vs West Virginia (Sep 07, 2013)
Yards Receiving	100	JAMES, J., vs Tulsa (Sep 14, 2013)
TD Receptions	1	JONES, TJ, at Notre Dame (Sep 28, 2013)
	1	NIKLAS, at Notre Dame (Sep 28, 2013)
Long Reception	45	Porter, David, vs TCU (Oct 05, 2013)
Field Goals	2	SALAZAR, C., vs Tulsa (Sep 14, 2013)
Long Field Goal	26	SALAZAR, C., vs Tulsa (Sep 14, 2013)
Punts	10	Manton, Justin, vs ULM (Aug 31, 2013)
Punting Avg	46.2	Manton, Justin, vs ULM (Aug 31, 2013)
Long Punt	61	Manton, Justin, vs ULM (Aug 31, 2013)
Punts inside 20	4	Perry, Ethan, vs TCU (Oct 05, 2013)
Long Punt Return	77	WATTS, T., vs Tulsa (Sep 14, 2013)
Long Kickoff Return	29	WATTS, T., vs Tulsa (Sep 14, 2013)
	29	ATKINSON, G., at Notre Dame (Sep 28, 2013)
Tackles	16	Blakes, Cameron, vs ULM (Aug 31, 2013)
Sacks	2.0	Golson,Brandon, vs West Virginia (Sep 07, 2013)
Tackles For Loss	3.0	JACKSON, S., vs Tulsa (Sep 14, 2013)
Interceptions	1	Smith, Cordero, vs ULM (Aug 31, 2013)
	1	Joseph,Karl, vs West Virginia (Sep 07, 2013)
	1	Cook,Darwin, vs West Virginia (Sep 07, 2013)

2013 Oklahoma Football
 Oklahoma Game Superlatives (as of Oct 09, 2013)
 All games

OPPONENT TEAM GAME HIGHS

Rushes	31	vs Tulsa (Sep 14, 2013)
Yards Rushing	220	at Notre Dame (Sep 28, 2013)
Yards Per Rush	7.6	at Notre Dame (Sep 28, 2013)
TD Rushes	2	vs Tulsa (Sep 14, 2013)
	2	vs TCU (Oct 05, 2013)
Pass attempts	41	vs West Virginia (Sep 07, 2013)
Pass completions	21	vs West Virginia (Sep 07, 2013)
Yards Passing	226	vs Tulsa (Sep 14, 2013)
Yards Per Pass	6.8	vs Tulsa (Sep 14, 2013)
TD Passes	2	at Notre Dame (Sep 28, 2013)
Total Plays	65	vs West Virginia (Sep 07, 2013)
Total Offense	387	vs West Virginia (Sep 07, 2013)
Yards Per Play	6.0	at Notre Dame (Sep 28, 2013)
Points	21	at Notre Dame (Sep 28, 2013)
Sacks By	3	vs TCU (Oct 05, 2013)
First Downs	19	vs West Virginia (Sep 07, 2013)
	19	vs Tulsa (Sep 14, 2013)
Penalties	8	vs West Virginia (Sep 07, 2013)
	8	at Notre Dame (Sep 28, 2013)
Penalty Yards	77	at Notre Dame (Sep 28, 2013)
Turnovers	4	vs West Virginia (Sep 07, 2013)
Interceptions By	2	vs West Virginia (Sep 07, 2013)
Punts	10	vs ULM (Aug 31, 2013)
Punting Avg	46.2	vs ULM (Aug 31, 2013)
Long Punt	61	vs ULM (Aug 31, 2013)
Punts inside 20	4	vs TCU (Oct 05, 2013)
Long Punt Return	77	vs Tulsa (Sep 14, 2013)

2013 Oklahoma Football
Oklahoma Rushing/Receiving Game-by-Game (as of Oct 09, 2013)
All games

RUSHING	No-Yds/TD	ULM	WVU	TLS	ND	TCU
Clay, Brennan RB	68-450/3	8-43/1	22-170/0	15-49/1	14-77/0	9-111/1
Williams, Dam. RB	57-230/1	16-66/0	21-95/0	DNP	9-42/1	11-27/0
Bell, Blake QB	40-175/0	2-10/0	2-21/0	10-24/0	12-59/0	14-61/0
Knight, Trevor QB	22-169/0	13-103/0	7-42/0	DNP	2-24/0	DNP
Finch, Roy RB	19-125/0	4-42/0	3-0/0	8-68/0	3-15/0	1-0/0
Ford, Keith RB	11-66/1	4-20/0	DNP	7-46/1	-	-
Millard, Trey FB	6-25/1	1-4/0	1-6/0	3-7/0	-	1-8/1
Shepard, S. WR	1-9/0	1-9/0	-	-	-	-
Ross, Alex RB	1-8/0	1-8/0	-	-	-	-
Saunders, Jalen WR	1-0/0	-	-	1-0/0	-	-
team	5--27/0	DNP	1--18/0	DNP	2--5/0	2--4/0

RECEIVING	No-Yds/TD	ULM	WVU	TLS	ND	TCU
Shepard, S. WR	21-266/3	1-11/0	2-12/0	8-123/2	5-83/1	5-37/0
Saunders, Jalen WR	22-213/3	3-30/2	4-60/0	3-47/1	7-46/0	5-30/0
Reynolds, Jaz WR	6-137/0	1-12/0	-	4-109/0	1-16/0	-
Neal, Durrion WR	10-133/0	2-27/0	-	4-64/0	-	4-42/0
Bester, L. WR	8-114/1	1-7/0	3-46/0	2-16/0	1-26/1	1-19/0
Williams, Dam. RB	4-41/0	-	-	DNP	4-41/0	-
Finch, Roy RB	5-40/1	2-2/0	-	1-29/1	1-6/0	1-3/0
Clay, Brennan RB	6-28/0	-	-	-	2-7/0	4-21/0
Millard, Trey FB	7-24/1	2-11/0	1-1/1	2--1/0	2-13/0	-
Bennett, Austin WR	2-23/0	1-11/0	DNP	1-12/0	DNP	-
Metoyer, Trey WR	2-18/1	1-13/1	-	1-5/0	-	DNP
Woods, Derrick WR	1-9/0	-	-	1-9/0	-	DNP

2013 Oklahoma Football
Oklahoma Passing Game-by-Game (as of Oct 09, 2013)
All games

#10 Bell, Blake	Comp	Att	Int	Pct	Yards	TD	Long	Sacked	Effic
ULM	3	5	0	60.0	38	0	16	1-5	123.84
West Virginia	0	1	0	0.0	0	0	0	0-0	0.00
Tulsa	27	37	0	73.0	413	4	82	1-6	202.41
Notre Dame	22	30	0	73.3	232	2	54	0-0	160.29
TCU	20	31	0	64.5	152	0	19	3-23	105.70
TOTALS	72	104	0	69.2	835	6	82	5-34	155.71

#9 Knight, Trevor	Comp	Att	Int	Pct	Yards	TD	Long	Sacked	Effic
ULM	11	28	1	39.3	86	3	18	1-9	93.30
West Virginia	10	20	2	50.0	119	1	32	1-6	96.48
Notre Dame	1	1	0	100.0	6	0	6	0-0	150.40
TOTALS	22	49	3	44.9	211	4	32	2-15	95.76

2013 Oklahoma Football
Oklahoma Total Tackles Game-by-Game (as of Oct 09, 2013)
All games

Total Tackles	UA-A	Total	ULM	WVU	TLS	ND	TCU
Shannon, Frank LB	19-15	34	4-3	1-1	6-4	4-4	4-3
Nelson, Corey LB	13-14	27	5-3	3-4	4-1	0-1	1-5
Hayes, Quentin DB	9-15	24	1-1	3-5	1-1	3-5	1-3
Tapper, Charles DE	9-14	23	2-1	2-3	1-5	0-4	4-1
Sanchez, Zack DB	13-6	19	2-1	4-2	4-2	2-0	1-1
Colvin, Aaron DB	14-1	15	4-0	3-1	DNP	2-0	5-0
Grissom, Geneo DE	6-9	15	2-0	1-2	0-3	3-3	0-1
Striker, Eric LB	6-8	14	1-0	1-4	3-1	0-2	1-1
Lynn, Gabe DB	11-2	13	2-0	2-1	-	4-0	3-1
Wilson, Julian DB	7-5	12	-	2-3	1-2	2-0	2-0
Alexander, D. LB	2-8	10	0-1	0-1	0-4	2-2	-
Phillips, J. DT	2-5	7	1-1	0-1	0-3	1-0	DNP
Ndulue, Chuka DE	3-4	7	DNP	1-0	-	-	2-4
Johnson, Cortez DB	2-3	5	DNP	1-2	1-1	DNP	-
Wade, Jordan DT	3-1	4	1-1	DNP	-	-	2-0
Evans, Jordan LB	1-3	4	-	-	1-3	-	-
Franks, Trey DB	4-0	4	-	1-0	1-0	-	2-0
Bester, L.	2-1	3	-	-	1-0	0-1	1-0
Gastelum, Caleb LB	3-0	3	3-0	-	-	-	-
Byrd, Hatari DB	1-2	3	-	DNP	1-2	DNP	DNP
Russell, Quincy DT	0-3	3	0-2	DNP	0-1	DNP	DNP
Taylor, Stanvon DB	3-0	3	-	-	3-0	-	-
Everett, Kass DB	1-1	2	-	1-0	0-1	-	DNP
Millard, Trey	2-0	2	-	1-0	-	-	1-0
Peterson, T. DT	0-2	2	DNP	-	-	DNP	0-2
Dimon, Matt DE	1-1	2	-	-	1-0	0-1	-
Ford, Keith	0-1	1	-	DNP	0-1	-	-
Woods, Austin	0-1	1	-	-	-	0-1	-
Williams, Dam.	1-0	1	-	1-0	DNP	-	-
Franklin, Aaron LB	1-0	1	-	1-0	DNP	-	-
Moore, LJ DB	0-1	1	-	DNP	0-1	DNP	DNP
Austin, Dakota DB	0-1	1	DNP	-	0-1	DNP	DNP
Nelson, Chaz DE	0-1	1	-	-	0-1	-	-
Clay, Brennan	1-0	1	1-0	-	-	-	-

2013 Oklahoma Football
 Oklahoma Sacks Game-by-Game (as of Oct 09, 2013)
 All games

SACKS	UA-A	Total	ULM	WVU	TLS	ND	TCU
Tapper, Charles DE	2-1	2.5	-	-	0.5-2	-	2.0-11
Phillips, J. DT	1-1	1.5	-	-	0.5-2	1.0-5	DNP
Everett, Kass DB	1-0	1.0	-	1.0-9	-	-	DNP
Wade, Jordan DT	1-0	1.0	-	DNP	-	-	1.0-1
Colvin, Aaron DB	1-0	1.0	-	-	DNP	-	1.0-3
Nelson, Corey LB	1-0	1.0	1.0-1	-	-	-	-

2013 Oklahoma Football
Oklahoma Tackle For Loss Game-by-Game (as of Oct 09, 2013)
All games

TACKLES FOR LOSS	UA-A	Total	ULM	WVU	TLS	ND	TCU
Nelson, Corey LB	3-0	3.0	2.0-5	-	1.0-1	-	-
Tapper, Charles DE	2-2	3.0	-	-	0.5-2	0.5-1	2.0-11
Shannon, Frank LB	2-1	2.5	1.0-3	-	-	0.5-4	1.0-1
Striker, Eric LB	1-2	2.0	-	1.0-5	-	-	1.0-4
Grissom, Geneo DE	1-2	2.0	1.0-1	-	0.5-2	0.5-4	-
Phillips, J. DT	1-2	2.0	-	-	1.0-3	1.0-5	DNP
Wilson, Julian DB	1-1	1.5	-	-	0.5-1	1.0-5	-
Colvin, Aaron DB	1-1	1.5	-	0.5-2	DNP	-	1.0-3
Wade, Jordan DT	1-0	1.0	-	DNP	-	-	1.0-1
Hayes, Quentin DB	0-2	1.0	-	0.5-1	-	0.5-1	-
Everett, Kass DB	1-0	1.0	-	1.0-9	-	-	DNP
Evans, Jordan LB	0-1	0.5	-	-	0.5-0	-	-
Sanchez, Zack DB	0-1	0.5	-	-	0.5-1	-	-
Peterson, T. DT	0-1	0.5	DNP	-	-	DNP	0.5-1
Alexander, D. LB	0-1	0.5	-	-	0.5-1	-	-
Ndulue, Chuka DE	0-1	0.5	DNP	-	-	-	0.5-1

2013 Oklahoma Football
 Oklahoma Return Stats Game-by-Game (as of Oct 09, 2013)
 All games

PUNT RETURNS	No-Yds	ULM	WVU	TLS	ND	TCU
Saunders, Jalen	10-109	4-55	3-25	1-28	1-1	1-0

KICK RETURNS	No-Yds	ULM	WVU	TLS	ND	TCU
Franks, Trey	3-92	-	-	2-52	1-40	-
Finch, Roy	2-35	-	-	-	2-35	-
Clay, Brennan	1-20	-	1-20	-	-	-
team	1-0	DNP	-	DNP	-	1-0

INT. RETURNS	No-Yds	ULM	WVU	TLS	ND	TCU
Lynn, Gabe	2-37	-	1-6	1-31	-	-
Wilson, Julian	2-0	1-0	-	-	1-0	-
Shannon, Frank	1-17	-	-	-	1-17	-
Nelson, Corey	1-24	-	-	-	1-24	-

FUMBLE RETURNS	No-Yds	ULM	WVU	TLS	ND	TCU
Lynn, Gabe	1-27	-	1-27	-	-	-

2013 Oklahoma Football
Oklahoma Games Played (as of Oct 09, 2013)
All games

##	PLAYER	GP-GS	ULM	WVU	TLS	ND	TCU
42	Alexander, D.	5/-	XXX	XXX	XXX	XXX	XXX
27	Austin, Dakota	2/-	...	XXX	XXX
44	Barnett, Jed	5/-	XXX	XXX	XXX	XXX	XXX
10	Bell, Blake	5/3	XXX	XXX	START	START	START
83	Bennett, Austin	3/-	XXX	...	XXX	...	XXX
11	Bester, L.	5/3	XXX	XXX	START	START	START
8G	Bothun, Grant	5/-	XXX	XXX	XXX	XXX	XXX
4	Byrd, Hatari	2/-	XXX	...	XXX
24	Clay, Brennan	5/5	START	START	START	START	START
14	Colvin, Aaron	4/4	START	START	...	START	START
56	Darlington, Ty	2/-	XXX	XXX	...
90	Dimon, Matt	5/-	XXX	XXX	XXX	XXX	XXX
2E	Evans, Jordan	5/-	XXX	XXX	XXX	XXX	XXX
23	Everett, Kass	4/1	START	XXX	XXX	XXX	...
72	Farniok, Derek	1/-	XXX	...
29	Favors, Rashod	5/-	XXX	XXX	XXX	XXX	XXX
59	Feo, Tony	4/-	XXX	XXX	XXX	...	XXX
22	Finch, Roy	5/1	XXX	START	XXX	XXX	XXX
21	Ford, Keith	4/-	XXX	...	XXX	XXX	XXX
25	Franklin, Aaron	4/-	XXX	XXX	...	XXX	XXX
32	Franks, Trey	5/-	XXX	XXX	XXX	XXX	XXX
45	Gastelum, Caleb	5/-	XXX	XXX	XXX	XXX	XXX
82	Green, Brannon	5/-	XXX	XXX	XXX	XXX	XXX
85	Grissom, Geneo	5/4	START	START	START	START	XXX
1H	Hayes, Quentin	5/5	START	START	START	START	START
39	Hodgson, Nick	5/-	XXX	XXX	XXX	XXX	XXX
52	Hughes, JP	5/-	XXX	XXX	XXX	XXX	XXX
18	Hunnicutt, Mike	5/-	XXX	XXX	XXX	XXX	XXX
64	Ikard, Gabe	5/5	START	START	START	START	START
68	Irwin, Bronson	5/1	XXX	XXX	XXX	XXX	START
2J	Johnson, Cortez	3/-	...	XXX	XXX	...	XXX
54	Kasitati, Nila	5/4	START	START	START	START	XXX
9	Knight, Trevor	3/2	START	START	...	XXX	...
40	Lindley, P.L.	2/-	XXX	...	XXX
9L	Lynn, Gabe	5/5	START	START	START	START	START
78	Marrs, Kyle	5/-	XXX	XXX	XXX	XXX	XXX
17	Metoyer, Trey	4/-	XXX	XXX	XXX	XXX	...
33	Millard, Trey	5/2	START	START	XXX	XXX	XXX
1M	Moore, LJ	2/-	XXX	...	XXX
98	Ndulue, Chuka	4/1	...	XXX	XXX	XXX	START
5	Neal, Durrton	5/-	XXX	XXX	XXX	XXX	XXX
99	Nelson, Chaz	5/-	XXX	XXX	XXX	XXX	XXX
7	Nelson, Corey	5/5	START	START	START	START	START
94	Peterson, T.	3/-	...	XXX	XXX	...	XXX
80	Phillips, J.	4/4	START	START	START	START	...
16	Reynolds, Jaz	5/3	XXX	XXX	START	START	START
48	Ripkowski, A.	5/1	START	XXX	XXX	XXX	XXX

2013 Oklahoma Football
Oklahoma Games Played (as of Oct 09, 2013)
All games

##	PLAYER	GP-GS	ULM	WVU	TLS	ND	TCU
28	Ross, Alex	5/-	XXX	XXX	XXX	XXX	XXX
95	Russell, Quincy	2/-	XXX	...	XXX
15	Sanchez, Zack	5/4	XXX	START	START	START	START
8	Saunders, Jalen	5/5	START	START	START	START	START
77	Savage, Dionte	5/-	XXX	XXX	XXX	XXX	XXX
20	Shannon, Frank	5/5	START	START	START	START	START
74	Shead, Adam	5/5	START	START	START	START	START
3	Shepard, S.	5/5	START	START	START	START	START
19	Striker, Eric	5/5	START	START	START	START	START
91	Tapper, Charles	5/5	START	START	START	START	START
31	Taylor, Londell	2/-	XXX	XXX
6T	Taylor, Stanvon	5/1	XXX	XXX	START	XXX	XXX
13	Thomas, Ahmad	4/-	XXX	XXX	...	XXX	XXX
71	Thompson, Tyrus	5/5	START	START	START	START	START
93	Wade, Jordan	4/1	XXX	...	XXX	XXX	START
26	Williams, Dam.	4/-	XXX	XXX	...	XXX	XXX
79	Williams, Daryl	5/5	START	START	START	START	START
2	Wilson, Julian	5/5	START	START	START	START	START
50	Woods, Austin	5/-	XXX	XXX	XXX	XXX	XXX
12	Woods, Derrick	4/-	XXX	XXX	XXX	XXX	...

2013 Oklahoma Football
Oklahoma By-Quarter Statistics (as of Oct 09, 2013)
All games

3rd-Down Conversions

Date	Opponent	Score	Overall	1st Qtr	2nd Qtr	3rd Qtr	4th Qtr	Overtime
Aug 31, 2013	ULM	W 34-0	7-17 41.2	1-5 20.0	4-6 66.7	2-3 66.7	0-3 0.0	
Sep 07, 2013	WEST VIRGINIA	W 16-7	5-17 29.4	2-6 33.3	2-5 40.0	0-3 0.0	1-3 33.3	
Sep 14, 2013	TULSA	W 51-20	12-16 75.0	3-4 75.0	4-5 80.0	4-5 80.0	1-2 50.0	
Sep 28, 2013	at Notre Dame	W 35-21	5-14 35.7	0-2 0.0	2-3 66.7	1-4 25.0	2-5 40.0	
Oct 05, 2013	TCU	W 20-17	3-13 23.1	0-3 0.0	2-5 40.0	0-2 0.0	1-3 33.3	
	Oklahoma		32-77 41.6	6-20 30.0	14-24 58.3	7-17 41.2	5-16 31.2	0-0 0.0
	Opponents		19-70 27.1	4-16 25.0	5-17 29.4	7-21 33.3	3-16 18.8	0-0 0.0

4th-Down Conversions

Date	Opponent	Score	Overall	1st Qtr	2nd Qtr	3rd Qtr	4th Qtr	Overtime
Aug 31, 2013	ULM	W 34-0	0-0 0.0	0-0 0.0	0-0 0.0	0-0 0.0	0-0 0.0	
Sep 07, 2013	WEST VIRGINIA	W 16-7	0-0 0.0	0-0 0.0	0-0 0.0	0-0 0.0	0-0 0.0	
Sep 14, 2013	TULSA	W 51-20	0-0 0.0	0-0 0.0	0-0 0.0	0-0 0.0	0-0 0.0	
Sep 28, 2013	at Notre Dame	W 35-21	0-1 0.0	0-0 0.0	0-1 0.0	0-0 0.0	0-0 0.0	
Oct 05, 2013	TCU	W 20-17	2-2 100.0	1-1 100.0	1-1 100.0	0-0 0.0	0-0 0.0	
	Oklahoma		2-3 66.7	1-1 100.0	1-2 50.0	0-0 0.0	0-0 0.0	0-0 0.0
	Opponents		2-5 40.0	0-0 0.0	0-0 0.0	1-2 50.0	1-3 33.3	0-0 0.0

Time of Possession

Date	Opponent	Score	Overall	1st Qtr	2nd Qtr	3rd Qtr	4th Qtr	Overtime
Aug 31, 2013	ULM	W 34-0	32:39	6:25	10:57	7:13	8:04	
Sep 07, 2013	WEST VIRGINIA	W 16-7	34:26	9:13	8:30	6:48	9:55	
Sep 14, 2013	TULSA	W 51-20	35:16	8:03	9:45	9:20	8:08	
Sep 28, 2013	at Notre Dame	W 35-21	35:44	4:31	8:33	10:29	12:11	
Oct 05, 2013	TCU	W 20-17	29:58	8:54	10:42	2:12	8:10	
	Oklahoma	Total	168:03	37:06	48:27	36:02	46:28	0:00
		Avg.	33:36	7:25	9:41	7:12	9:17	0:00
	Opponents	Total	131:57	37:54	26:33	38:58	28:32	0:00
		Avg.	26:23	7:34	5:18	7:47	5:42	0:00

2013 Oklahoma Football
Oklahoma Red-Zone Results (as of Oct 09, 2013)
All games

Oklahoma Inside Opponent Red-Zone

Date	Opponent	Score	Times In RZ	Times Scored	Total Pts	Rush TDs	Pass TDs	FGs Made	Failed to score inside RZ							
									FGA	Down	Int	Fumb	Half	Game		
Aug 31, 2013	ULM	W 34-0	5	5	31	4	1	3	1	0	0	0	0	0	0	0
Sep 07, 2013	WEST VIRGINIA	W 16-7	5	3	13	1	0	1	2	1	0	1	0	0	0	0
Sep 14, 2013	TULSA	W 51-20	7	7	37	4	2	2	3	0	0	0	0	0	0	0
Sep 28, 2013	at Notre Dame	W 35-21	4	3	13	1	1	0	2	0	0	0	0	0	1	0
Oct 05, 2013	TCU	W 20-17	2	2	10	1	1	0	1	0	0	0	0	0	0	0
Totals			23	20	104	11	5	6	9	1	0	1	0	1	1	0
20 of 23 (87.0%)																


Opponents Inside Oklahoma Red-Zone

Date	Opponent	Score	Times In RZ	Times Scored	Total Pts	Rush TDs	Pass TDs	FGs Made	Failed to score inside RZ							
									FGA	Down	Int	Fumb	Half	Game		
Aug 31, 2013	ULM	W 34-0	1	0	0	0	0	0	0	0	1	0	0	0	0	0
Sep 07, 2013	WEST VIRGINIA	W 16-7	1	0	0	0	0	0	0	0	0	0	0	0	1	0
Sep 14, 2013	TULSA	W 51-20	4	4	20	2	2	0	2	0	0	0	0	0	0	0
Sep 28, 2013	at Notre Dame	W 35-21	1	1	7	1	0	1	0	0	0	0	0	0	0	0
Oct 05, 2013	TCU	W 20-17	3	3	17	2	2	0	1	0	0	0	0	0	0	0
Totals			10	8	44	5	4	1	3	0	1	0	0	0	1	0
8 of 10 (80.0%)																

NCAA Statistics

Oklahoma - 2013-14 Football Ranking Summary thru games 10/05/2013

Statistic	National Rank	Conference Rank	Value	National Leader	Value	Conference Leader	Value
3rd Down Conversion Pct (123 ranked)	59	6	0.416	Louisville	0.625	Baylor	0.620
3rd Down Conversion Pct Defense (123 ranked)	10	1	0.271	Michigan St.	0.221	Oklahoma	0.271
4th Down Conversion Pct (118 ranked)	19	2	0.667	Fresno St.	0.889	Iowa St.	0.714
4th Down Conversion Pct Defense (121 ranked)	37	4	0.400	5 teams tied	0.000	Kansas	0.000
Blocked Kicks (27 ranked)				Minnesota		4 Kansas St.	2
Blocked Kicks Allowed (122 ranked)	1	1	0	66 teams tied	0	5 teams tied	0
Blocked Punts (5 ranked)				4 teams tied		2 Kansas	1
Blocked Punts Allowed (123 ranked)	1	1	0	101 teams tied	0	8 teams tied	0
Completion Percentage (123 ranked)	57	5	0.614	Boise St.	0.732	Baylor	0.713
Fewest Penalties Per Game (123 ranked)	42	2	5.20	Navy	2.25	Iowa St.	5.00
Fewest Penalty Yards Per Game (123 ranked)	37	1	42.60	Navy	20.75	Oklahoma	42.60
First Downs Defense (123 ranked)	5	1	69	Louisville	57	Oklahoma Baylor	69 69
First Downs Offense (123 ranked)	41	4	118	Fresno St.	153	Texas Tech	136
Fumbles Lost (122 ranked)	42	4	3	16 teams tied	1	Iowa St.	1
Fumbles Recovered (113 ranked)	65	7	3	Ball St.	10	Texas	8
Kickoff Return Defense (123 ranked)	50	5	20.13	La.-Monroe	11.33	Oklahoma St.	16.31
Kickoff Returns (123 ranked)	71	7	21.00	Miami (FL)	33.08	TCU	30.23
Net Punting (123 ranked)	82	9	36.28	Memphis	44.67	Kansas	43.96
Pass Sacks Allowed (123 ranked)	42	3	1.40	Nebraska	0.40	Oklahoma St.	0.80
Passes Had Intercepted (123 ranked)	24	2	3	New Mexico	0	Texas	2
Passes Intercepted (117 ranked)	38	4	6	Virginia Tech	13	TCU Oklahoma St.	9 9
Passing Offense (123 ranked)	88	8	209.2	Baylor	432.3	Baylor	432.3
Passing Yards Allowed (123 ranked)	10	1	168.4	UNLV	134.0	Oklahoma	168.4
Passing Yards per Completion (123 ranked)	89	10	11.13	Baylor	19.87	Baylor	19.87
Punt Return Defense (123 ranked)	105	8	13.14	Houston	-2.33	Baylor	0.00
Punt Returns (123 ranked)	38	5	10.90	Kansas St.	26.80	Kansas St.	26.80
Red Zone Defense (118 ranked)	49	4	0.800	Baylor	0.455	Baylor	0.455
Red Zone Offense (123 ranked)	42	6	0.870	4 teams tied	1.000	Iowa St.	1.000
Rushing Defense (123 ranked)	23	3	113.2	Michigan St.	51.2	Texas Tech	107.2
Rushing Offense (123 ranked)	17	2	246.0	New Mexico	367.8	Baylor	347.3
Scoring Defense (123 ranked)	6	1	13.0	Louisville	6.8	Oklahoma	13.0
Scoring Offense (123 ranked)	57	5	31.2	Baylor	70.5	Baylor	70.5
Tackles for Loss Allowed (123 ranked)	63	3	5.80	Navy	2.75	Baylor	4.25
Team Pass Sacks (122 ranked)	77	8	1.60	Clemson Fresno St.	3.80 3.80	TCU	3.60
Team Passing Efficiency (123 ranked)	58	5	136.51	Baylor	218.96	Baylor	218.96
Team Passing Efficiency Defense (123 ranked)	6	1	90.44	Michigan St.	81.16	Oklahoma	90.44
Team Tackles for Loss (123 ranked)	104	10	4.6	Baylor	10.3	Baylor	10.3
Time of Possession (123 ranked)	9	1	33:36	Florida	37:39	Oklahoma	33:36
Total Defense (123 ranked)	9	1	281.6	Michigan St.	203.8	Oklahoma	281.6
Total Offense (123 ranked)	41	4	455.2	Baylor	779.5	Baylor	779.5
Turnover Margin (123 ranked)	41	6	0.6	Houston	2.8	TCU Oklahoma St.	1.4 1.4
Turnovers Gained (123 ranked)	50	7	9	Tulane	18	West Virginia	15
Turnovers Lost (123 ranked)	25	4	6	Louisville	2	Texas Oklahoma St. Iowa St.	5 5 5



42 DOMINIQUE ALEXANDER

LINEBACKER
6-2 | 216 | FR
TULSA, OKLA.
BOOKER T. WASHINGTON HIGH SCHOOL

YEAR	G-GS	UT	AT	TOTAL	TFL	SACKS	INT	FC	FR	PBU
2013	5-0	2	8	10	0.5-1	0.0-0	0	0	0	0
Career	5-0	2	8	10	0.5-1	0.0-0	0	0	0	0

2013 Game-By-Game

vs. ULM (8/31): Made Sooners debut with one tackle
vs. West Virginia (9/7): Recorded one tackle
vs. Tulsa (9/14): Career-high four tackles with 0.5 TFL
at Notre Dame (9/28): Matched career high with four tackles
vs. TCU (10/5): Did not record any stats

SEASON/CAREER HIGHS

Tackles: 4, two times, MR at Notre Dame (9/28/13)
Tackles for loss: 0.5 vs. Tulsa (9/14/13)
Sacks: N/A
Interceptions: N/A
PBU: N/A



44 JED BARNETT

PUNTER
6-2 | 227 | JR
CAMAS, WASH.
LANEY COLLEGE

YEAR	G-GS	PUNTS	YDS	AVG	LONG	TB	FC	I 20	50+
2013	5-0	25	1039	41.6	54	2	12	9	3
Career	5-0	25	1039	41.6	54	2	12	9	3

2013 Game-By-Game

vs. ULM (8/31): In his OU debut, punted 7 times for 305 yards (43.6 avg.) with four landing inside the 20-yard line and one covering 54 yards
vs. West Virginia (9/7): Had five punts for 223 yards (44.6 avg.) with three inside the 20-yard line
vs. Tulsa (9/14): Punted once for 45 yards
at Notre Dame (9/28): Averaged 42.0 yards on five punts
vs. TCU (10/5): Tied season high with seven punts, averaging 36.6 yards with two inside the 20-yard line

SEASON/CAREER HIGHS

Punts: 7, two times, MR vs. TCU (10/5/13)
Punt yards: 305 vs. ULM (8/31/13)
Punt average: 44.6 vs. West Virginia (9/7/13)
Long punt: 54 vs. ULM (8/31/13)



10 BLAKE BELL

QUARTERBACK
6-6 | 252 | RS JR
WICHITA, KAN.
BISHOP CARROLL HIGH SCHOOL

YEAR	GP-GS	C-A	PCT	YDS	AVG/G	EFF	TD	INT	LG	RUSH	YDS	AVG	TD	LG
2011	7-0	1-4	25.0	8	1.1	-8.2	0	1	8	44	171	3.9	13	28
2012	13-0	9-16	56.2	107	8.2	112.4	0	0	28	60	201	3.3	11	55
2013	5-3	72-104	69.2	835	167.0	155.7	6	0	82	40	175	4.4	0	17
Career	25-3	82-124	58.0	950	38.0	136.8	6	1	82	144	547	3.8	24	55

2013 Game-By-Game

vs. ULM (8/31): Completed 3-of-5 passes for 38 yards, rushed twice for 10 yards
vs. West Virginia (9/7): Rushed twice for 21 yards and was 0-1 passing
vs. Tulsa (9/14): In first career start, threw for 413 yards on 27-37 passing with four touchdowns and had 24 rushing yards on 10 carries to earn Big 12 Offensive Player of the Week honors
at Notre Dame (9/28): Started at QB, completed 22 of 30 passes for 232 yards and two touchdowns and ran for 59 yards on 12 carries
vs. TCU (10/5): Started at QB, completed 20 of 31 passes for 152 yards and rushed career-high 14 times for season-high 61 yards

SEASON HIGHS

Completions: 27 vs. Tulsa (9/14/13)
Attempts: 37 vs. Tulsa (9/14/13)
Passing yards: 413 vs. Tulsa (9/14/13)
Passing touchdowns: 4 vs. Tulsa (9/14/13)
Long pass: 82 vs. Tulsa (9/14/13)
Rushes: 14 vs. TCU (10/5/13)
Rushing yards: 61 vs. TCU (10/5/13)
Rushing touchdowns: N/A
Long rush: 17 vs. TCU (10/5/13)

CAREER HIGHS

Completions: 27 vs. Tulsa (9/14/13)
Attempts: 37 vs. Tulsa (9/14/13)
Passing yards: 413 vs. Tulsa (9/14/13)
Passing touchdowns: 4 vs. Tulsa (9/14/13)
Long pass: 82 vs. Tulsa (9/14/13)
Rushes: 14 vs. TCU (10/5/13)
Rushing yards: 74 vs. Baylor (11/10/12)
Rushing touchdowns: 4, two times, MR: vs. Texas (10/13/12)
Long rush: 55 vs. Baylor (11/10/12)



11
LACOLTAN BESTER

WIDE RECEIVER
6-3 | 195 | SR
SCOOBA, MISS.
EAST MISSISSIPPI C.C.

YEAR	GP-GS	REC	YDS	AVG	TD	LONG
2012	12-0	3	29	9.7	0	13
2013	5-3	8	114	14.2	1	32
Career	17-3	11	143	13.0	1	32

2013 Game-By-Game


vs. **ULM (8/31)**: Caught one pass for 7 yards
 vs. **West Virginia (9/7)**: Caught a career-high three passes for 46 yards, including career-long 32 yard reception
 vs. **Tulsa (9/14)**: Made first start of career and had two receptions for 16 yards
 at **Notre Dame (9/28)**: Started and caught a 26-yard TD pass, the first of his career
 vs. **TCU (10/5)**: Started at WR, caught one pass for 19 yards

SEASON HIGHS

Receptions: 3 vs. West Virginia (9/7/13)
Receiving yards: 46 vs. West Virginia (9/7/13)
Receiving Touchdowns: 1 at Notre Dame (9/28/13)
Long reception: 32 vs. West Virginia (9/7/13)

CAREER HIGHS

Receptions: 3 vs. West Virginia (9/7/13)
Receiving yards: 46 vs. West Virginia (9/7/13)
Receiving Touchdowns: 1 at Notre Dame (9/28/13)
Long reception: 32 vs. West Virginia (9/7/13)



4
HATARI BYRD

DEFENSIVE BACK
6-1 | 198 | FR
FRESNO, CALIF.
CENTRAL EAST HIGH SCHOOL

YEAR	G-GS	UT	AT	TOTAL	TFL	SACKS	INT	FC	FR	PBU
2013	2-0	1	2	3	0.0-0	0.0-0	0	0	0	0
Career	2-0	1	2	3	0.0-0	0.0-0	0	0	0	0

2013 Game-By-Game

vs. **ULM (8/31)**: Made Sooners debut
 vs. **West Virginia (9/7)**: Did not play
 vs. **Tulsa (9/14)**: Made first three tackles of career
 at **Notre Dame (9/28)**: Did not play
 vs. **TCU (10/5)**: Did not play

SEASON/CAREER HIGHS

Tackles: 3 vs. Tulsa (9/14/13)
Tackles for loss: N/A
Sacks: N/A
Interceptions: N/A
PBU: N/A



24
BRENNAN CLAY

RUNNING BACK
5-11 | 201 | SR
SAN DIEGO, CALIF.
SCRIPPS RANCH HIGH SCHOOL

YEAR	GP-GS	RUSH	AVG.	TD	LG	REC.	AVG.	TD	LG	KR	AVG.	TD	LONG
2010	9-0	36-127	3.5	0	13	3-13	4.3	0	8	6-119	19.8	0	36
2011	11-6	75-274	3.7	1	12	18-104	5.8	0	16	2-53	26.5	0	35
2012	13-1	93-555	6.0	6	41	15-100	6.7	1	25	20-507	25.4	0	46
2013	5-5	68-450	6.6	3	76	6-28	4.7	0	11	1-20	20.0	0	20
Career	36-10	272-1406	5.2	10	76	42-245	5.8	1	25	29-699	24.1	0	46

2013 Game-By-Game

vs. **ULM (8/31)**: Started at RB, rushed eight times for 43 yards and a TD
 vs. **West Virginia (8/31)**: Started at RB, set a career-high with 170 rushing yards on 22 carries and returned one kickoff for 20 yards
 vs. **Tulsa (9/14)**: Started at RB, scored a rushing TD and finished with 49 yards on 15 carries
 at **Notre Dame (9/28)**: Started at RB, gained 77 rushing yards on 14 carries and caught two passes for seven yards
 vs. **TCU (10/5)**: Started at RB, rushed nine times for 111 yards, including career-long 76-yard TD run and tied career high with four catches for 21 yards

SEASON HIGHS

Rushes: 22 vs. West Virginia (9/7/13)
Rushing yards: 170 vs. West Virginia (9/7/13)
Rushing touchdowns: 1, three times, MR vs. TCU (10/5/13)
Long rush: 76 vs. TCU (10/5/13)
Receptions: 4 vs. TCU (10/5/13)
Receiving yards: 21 vs. TCU (10/5/13)
Receiving touchdowns: N/A
Long reception: 11 vs. TCU (10/5/13)
Kickoff returns: 1 vs. West Virginia (9/7/13)
Kickoff return yards: 20 vs. West Virginia (9/7/13)
Long kickoff return: 20 vs. West Virginia (9/7/13)

CAREER HIGHS

Rushes: 24 at Iowa State (11/3/12)
Rushing yards: 170 vs. West Virginia (9/7/13)
Rushing touchdowns: 2 vs. Florida A&M (9/8/12)
Long rush: 76 vs. TCU (10/5/13)
Receptions: 4, three times, MR vs. TCU (10/5/13)
Receiving yards: 41 vs. Tulsa (9/3/11)
Receiving touchdowns: 1 vs. Baylor (11/10/12)
Long reception: 25 at West Virginia (11/17/12)
Kickoff returns: 4 vs. Notre Dame (10/27/12)
Kickoff return yards: 96 vs. Texas (10/13/12)
Long kickoff return: 46 at West Virginia (11/17/12)



14
AARON COLVIN

DEFENSIVE BACK
6-0 | 192 | SR
OWASSO, OKLA.
OWASSO HIGH SCHOOL
TEAM CAPTAIN

YEAR	G-GS	UT	AT	TOTAL	TFL	SACKS	INT	FC	FR	PBU
2010	14-1	21	13	34	3.0-7	0.0-0	0	1	0	3
2011	12-12	58	26	84	4.5-21	0.5-4	0	0	2-0	6
2012	13-13	47	14	61	2.5-15	2.0-14	4-28	0	0	11
2013	4-4	14	1	15	1.5-3	1.0-3	0	0	0	2
Career	43-30	140	54	194	11.5-46	3.5-21	4-28	1	2-0	22

2013 Game-By-Game

vs. ULM (8/31): Started at CB, recorded four tackles and broke up one pass
vs. West Virginia (9/7): Started at CB, made four tackles and had 0.5 TFL
vs. Tulsa (9/14): Did not play due to injury
at Notre Dame (9/28): Started at CB, tallied two tackles and broke up a pass
vs. TCU (10/5): Started at CB, had a season-high five tackles with first sack of year

SEASON HIGHS

Tackles: 5 vs. TCU (10/5/13)
Tackles for loss: 1.0 vs. TCU (10/5/13)
Sacks: 1.0 vs. TCU (10/5/13)
Interceptions: N/A
Fumbles forced: N/A
Fumble recoveries: N/A
PBU: 1, two times, MR at Notre Dame (9/28/13)

CAREER HIGHS

Tackles: 13 vs. Texas Tech (10/22/11)
Tackles for loss: 2.0, two times, MR vs. Oklahoma State (11/24/12)
Sacks: 2.0 vs. Oklahoma State (11/24/12)
Interceptions: 1, two times, MR vs. Texas (10/13/12)
Fumbles forced: 1 vs. Florida State (9/11/10)
Fumble recoveries: 1, two times, MR: vs. Iowa State (11/26/11)
PBU: 3 vs. Florida A&M (9/8/12)



26
JORDAN EVANS

LINEBACKER
6-3 | 216 | FR
NORMAN, OKLA.
NORMAN NORTH HIGH SCHOOL

YEAR	G-GS	UT	AT	TOTAL	TFL	SACKS	INT	FC	FR	PBU
2013	5-0	1	3	4	0.5-0	0.0-0	0	0	0	0
Career	5-0	1	3	4	0.5-0	0.0-0	0	0	0	0

2013 Game-By-Game

vs. ULM (8/31): Made Sooners debut
vs. West Virginia (9/7): Did not record any stats
vs. Tulsa (9/14): Made first four tackles of career with 0.5 TFL
at Notre Dame (9/28): Did not record any stats
vs. TCU (10/5): Did not record any stats

SEASON/CAREER HIGHS

Tackles: 4 vs. Tulsa (9/14/13)
Tackles for loss: 0.5 vs. Tulsa (9/14/13)
Sacks: N/A
Interceptions: N/A
PBU: N/A



90
MATT DIMON

DEFENSIVE END
6-2 | 268 | FR
KATY, TEXAS
KATY HIGH SCHOOL

YEAR	G-GS	UT	AT	TOTAL	TFL	SACKS	INT	FC	FR	PBU
2013	4-0	1	1	2	0.0-0	0.0-0	0	0	0	0
Career	4-0	1	1	2	0.0-0	0.0-0	0	0	0	0

2013 Game-By-Game

vs. ULM (8/31): Made Sooners debut
vs. West Virginia (9/7): Did not record any stats
vs. Tulsa (9/14): Made first tackle of career
at Notre Dame (9/28): Recorded one tackle
vs. TCU (10/5): Did not play

SEASON/CAREER HIGHS

Tackles: 1, two times, MR at Notre Dame (9/28/13)
Tackles for loss: N/A
Sacks: N/A
Interceptions: N/A
PBU: N/A



22
ROY FINCH
 RUNNING BACK
 5-7 | 167 | SR
 NICEVILLE, FLA.
 NICEVILLE HIGH SCHOOL

YEAR	GP-GS	RUSH	AVG.	TD	LG	REC.	AVG.	TD	LG	KR	AVG.	TD	LG
2010	8-1	85-398	4.7	2	29	10-49	4.9	0	16	1-18	18.0	0	18
2011	13-7	111-605	5.5	3	55	34-296	8.7	0	47	11-223	20.3	0	31
2012	12-0	7-62	8.9	1	17	2-6	3.0	0	5	12-372	31.0	1	100
2013	5-1	19-125	6.6	0	48	5-40	8.0	1	29	2-35	17.5	0	24
Career	39-9	222-1190	5.4	6	55	51-391	7.7	1	47	26-648	24.9	1	100

2013 Game-By-Game

vs. ULM (8/31): Rushed four times for 42 yards and caught two passes for two yards
vs. West Virginia (9/7): Started at RB, rushed three times for no yards
vs. Tulsa (9/14): Caught the first TD pass of his career, a 29-yard score, and added 68 rushing yards on eight carries
at Notre Dame (9/28): Rushed three times for 15 yards, caught one pass for six yards and returned two kicks for 35 yards
vs. TCU (10/5): Rushed once for no gain and caught one pass for three yards

SEASON HIGHS

Rushes: 8 vs. Tulsa (9/14/13)
Rushing yards: 68 vs. Tulsa (9/14/13)
Rushing touchdowns: N/A
Long rush: 48 vs. Tulsa (9/14/13)
Receptions: 2 vs. ULM (8/31/13)
Receiving yards: 29 vs. Tulsa (9/14/13)
Receiving touchdowns: 1 vs. Tulsa (9/14/13)
Long reception: 29 vs. Tulsa (9/14/13)
Kickoff returns: 2 at Notre Dame (9/28/13)
Kickoff return yards: 35 at Notre Dame (9/28/13)
Kickoff return touchdown: N/A
Long kickoff returns: 24 at Notre Dame (9/28/13)

CAREER HIGHS

Rushes: 26 vs. Texas A&M (11/5/11)
Rushing yards: 99 vs. Texas A&M (11/5/11)
Rushing touchdowns: 1, six times, MR vs. Florida A&M (9/8/12)
Long rush: 55 vs. Texas Tech (10/22/11)
Receptions: 7 at Kansas State (10/29/11)
Receiving yards: 69 at Kansas State (10/29/11)
Receiving touchdowns: 1 vs. Tulsa (9/14/13)
Long reception: 47 vs. Ball State (10/1/11)
Kickoff returns: 4 vs. Texas Tech (10/22/11)
Kickoff return yards: 112 vs. Kansas (10/20/12)
Kickoff return touchdown: 1 vs. Kansas (10/20/12)
Long kickoff return: 100 vs. Kansas (10/20/12)



21
KEITH FORD
 RUNNING BACK
 5-11 | 205 | FR
 CYPRESS, TEXAS
 CYPRESS RANCH HIGH SCHOOL

YEAR	GP-GS	RUSH	AVG.	TD	LG	REC.	AVG.	TD	LG
2013	4-0	11-66	6.0	1	23	0-0	--	--	--
Career	4-0	11-66	6.0	1	23	0-0	--	--	--

2013 Game-By-Game

vs. ULM (8/31): In OU debut, rushed four times for 20 yards
vs. West Virginia (9/7): Did not play
vs. Tulsa (9/14): Scored first career TD and ended with 46 yards on seven carries
at Notre Dame (9/28): Did not record any stats
vs. TCU (10/5): Did not record any stats

SEASON/CAREER HIGHS

Rushes: 7 vs. Tulsa (9/14/13)
Rushing yards: 46 vs. Tulsa (9/14/13)
Rushing touchdowns: 1 vs. Tulsa (9/14/13)
Long rush: 23 vs. Tulsa (9/14/13)



25
AARON FRANKLIN
 LINEBACKER
 6-1 | 222 | RS JR
 MARSHALL, TEXAS
 MARSHALL HIGH SCHOOL

YEAR	G-GS	UT	AT	TOTAL	TFL	SACKS	INT	FC	FR	PBU
2011	10-0	2	2	4	0.0-0	0.0-0	0	0	0	0
2012	13-0	14	7	21	1.0-8	1.0-8	0	0	0	0
2013	4-0	1	0	1	0.0-0	0.0-0	0	0	0	0
Career	27-0	17	9	26	1.0-8	1.0-8	0	0	0	0

2013 Game-By-Game


vs. ULM (8/31): Did not record any stats
vs. West Virginia (9/7): Made first tackle of the season
vs. Tulsa (9/14): Did not play
at Notre Dame (9/28): Did not record any stats
vs. TCU (10/5): Did not record any stats

SEASON HIGHS


Tackles: 1 vs. West Virginia (9/7/13)
Tackles for loss: N/A
Sacks: N/A
Interceptions: N/A
Fumbles forced: N/A
Fumble recoveries: N/A
PBU: N/A

CAREER HIGHS

Tackles: 6 vs. Florida A&M (9/8/12)
Tackles for loss: 1.0 vs. Florida A&M (9/8/12)
Sacks: 1.0 vs. Florida A&M (9/8/12)
Interceptions: N/A
Fumbles forced: N/A
Fumble recoveries: N/A
PBU: N/A



32
TREY FRANKS
 DEFENSIVE BACK
 5-10 | 200 | RS JR
 ORANGE, TEXAS
 WEST ORANGE-STARK HIGH SCHOOL



85
GENEO GRISSOM
 DEFENSIVE END
 6-4 | 263 | RS JR
 HUTCHINSON, KAN.
 HUTCHINSON HIGH SCHOOL

YEAR	GP-GS	UT	AT	TOTAL	TFL	SACKS	INT	FC	FR	PBU	KR	AVG.	TD	LG
2010	14-4	3	1	4	0.0-0	0.0-0	0	0	0	0	5-116	23.2	0	44
2011	11-2	1	0	1	0.0-0	0.0-0	0	0	0	0	22-525	23.9	0	52
2012	0-0	--	--	--	--	--	--	--	--	--	--	--	--	--
2013	5-0	4	0	4	0.0-0	0.0-0	0	0	1-0	0	3-92	30.7	0	40
Career	30-6	8	1	9	0.0-0	0.0-0	0	0	1-0	0	30-733	24.4	0	52

YEAR	GP-GS	UT	AT	TOTAL	TFL	SACKS	INT	FC	FR	PBU
2011	5-0	3	2	5	1.5-2	0.0-0	0	0	0	0
2012	12-0	3	1	4	0.0-0	0.0-0	0	0	0	0
2013	5-4	6	9	15	2.0-7	0.0-0	0	0	0	1
Career	22-4	12	12	24	3.5-9	0.0-0	0	0	0	1

2013 Game-By-Game

vs. ULM (8/31): Did not record any stats
vs. West Virginia (9/7): Made one tackle
vs. Tulsa (9/14): Recorded one tackle and returned two kicks for 52 yards
at Notre Dame (9/28): Returned one kick for 40 yards
vs. TCU (10/5): Matched career high with two tackles

SEASON HIGHS

Tackles: 2 vs. TCU (10/5/13)
Tackles for loss: N/A
Sacks: N/A
Interceptions: N/A
Fumbles caused: N/A
Fumbles recovered: 1 vs. West Virginia (9/7/13)
PBU: N/A
Kickoff returns: 2 vs. Tulsa (9/14/13)
Kickoff return yards: 52 vs. Tulsa (9/14/13)
Kickoff return touchdown: N/A
Long kickoff returns: 40 at Notre Dame (9/28/13)

CAREER HIGHS

Tackles: 2, two times, MR vs. TCU (10/5/13)
Tackles for loss: N/A
Sacks: N/A
Interceptions: N/A
Fumbles caused: N/A
Fumbles recovered: 1 vs. West Virginia (9/7/13)
PBU: N/A
Kickoff returns: 6 at Baylor (11/19/11)
Kickoff return yards: 129 at Baylor (11/19/11)
Kickoff return touchdown: N/A
Long kickoff returns: 52 vs. Iowa (12/30/11)
Receptions: 8, two times, MR at Oklahoma State (12/3/11)
Receiving yards: 74 vs. Tulsa (9/3/11)
Receiving touchdowns: 1 at Texas A&M (11/6/10)
Long reception: 24, two times, MR at Baylor (11/19/11)

2013 Game-By-Game

vs. ULM (8/31): Started at DE, made two tackles with 1.0 TFL
vs. West Virginia (9/7): Started at DE, matched career high with three tackles and broke up one pass
vs. Tulsa (9/14): Started at DE, recorded two tackles and had 0.5 TFL
at Notre Dame (9/28): Started at DE, career-high six tackles with 0.5 tackles for loss
vs. TCU (10/5): Recorded one tackle

SEASON HIGHS

Tackles: 6 at Notre Dame (9/28/13)
Tackles for loss: 1.0 vs. ULM (8/31/13)
Interceptions: N/A
Fumbles caused: N/A
Fumbles recovered: N/A
PBU: 1 vs. West Virginia (9/7/13)

CAREER HIGHS

Tackles: 6 at Notre Dame (9/28/13)
Tackles for loss: 1.0, two times, MR vs. ULM (8/31/13)
Interceptions: N/A
Fumbles caused: N/A
Fumbles recovered: N/A
PBU: 1 vs. West Virginia (9/7/13)



10 QUENTIN HAYES

DEFENSIVE BACK
6-0 | 193 | JR
LANCASTER, TEXAS
LANCASTER HIGH SCHOOL

YEAR	GP-GS	UT	AT	TOTAL	TFL	SACKS	INT	FC	FR	PBU
2011	8-0	3	0	3	0.0-0	0.0-0	0	0	0	0
2012	0-0	--	--	--	--	--	--	--	--	--
2013	5-5	9	15	24	1.0-2	0.0-0	0	1	0	0
Career	13-5	12	15	27	1.0-2	0.0-0	0	1	0	0

2013 Game-By-Game

vs. ULM (8/31): Started at SS, made two tackles
vs. West Virginia (9/7): Started at SS, career-high eight tackles, 0.5 TFL and one forced fumble
vs. Tulsa (9/14): Started at SS, made two tackles
at Notre Dame (9/28): Started at SS, tied career-high with eight tackles and 0.5 TFL
vs. TCU (10/5): Started at SS, recorded four tackles

SEASON HIGHS

Tackles: 8, two times, MR at Notre Dame (9/28/13)
Tackles for loss: 0.5, two times, MR at Notre Dame (9/28/13)
Sacks: N/A
Interceptions: N/A
Fumbles caused: 1 vs. West Virginia (9/7/13)
Fumbles recovered: N/A
PBU: N/A

CAREER HIGHS

Tackles: 8, two times, MR at Notre Dame (9/28/13)
Tackles for loss: 0.5, two times, MR at Notre Dame (9/28/13)
Sacks: N/A
Interceptions: N/A
Fumbles caused: 1 vs. West Virginia (9/7/13)
Fumbles recovered: N/A
PBU: N/A



39 NICK HODGSON

KICKER
6-2 | 193 | JR
N. RICHLAND HILLS, TEXAS
N. RICHLAND HILLS HIGH SCHOOL

YEAR	GP-GS	KICKOFFS	YDS	TB	OB	AVG.
2012	1-0	2	128	0	0	64.0
2013	5-0	33	2,126	24	1	64.4
Career	6-0	35	2,254	24	1	64.4

2013 Game-By-Game


vs. ULM (8/31): In OU debut, recorded touchbacks on all seven kickoffs
vs. West Virginia (9/7): Two of five kickoffs went for touchbacks
vs. Tulsa (9/14): Tallied six touchbacks on 10 kickoffs
at Notre Dame (9/28): Tallied six touchbacks on seven kickoffs
vs. TCU (10/5): Recorded three touchbacks on four kickoffs

SEASON HIGHS

Kickoffs: 10 vs. Tulsa (9/14/13)
Kickoff Yards: 644 vs. Tulsa (9/14/13)
Touchbacks: 7 vs. ULM (8/31/13)
Average Kickoff: 65.0 vs. ULM (8/31/13)

CAREER HIGHS

Kickoffs: 10 vs. Tulsa (9/14/13)
Kickoff Yards: 644 vs. Tulsa (9/14/13)
Touchbacks: 7 vs. ULM (8/31/13)
Average Kickoff: 65.0 vs. ULM (8/31/13)



18 MICHAEL HUNNICUTT

KICKER
6-1 | 176 | RS JR
RICHARDSON, TEXAS
PEARCE HIGH SCHOOL
TEAM CAPTAIN

YEAR	GP-GS	FG-ATT	PCT	BLK	LONG	PAT	PCT
2011	12-0	21-24	87.5	0	53	55-56	98.2
2012	13-0	17-21	81.0	1	45	57-59	96.6
2013	5-0	12-13	92.3	0	44	16-16	100.0
Career	30-0	50-58	86.2	1	53	128-131	97.7

2013 Game-By-Game

vs. ULM (8/31): Was 2-2 on field goals (41, 33 yards) and 4-4 on extra points
vs. West Virginia (9/7): Made 3-of-4 field goal tries with season-long 44-yarder
vs. Tulsa (9/14): Hit all three field goals (20, 30, 36 yards)
at Notre Dame (9/28): Made field goals of 27 and 19 yards
vs. TCU (10/5): Was 2-2 on field goals (39, 37 yards) to become OU's all-time career field goal leader

SEASON HIGHS

Field goals: 3, two times, MR vs. Tulsa (9/14/13)
Field goal attempts: 4 vs. West Virginia (9/7/13)
Long field goal: 44 vs. West Virginia (9/7/13)
Extra points made: 5 vs. Tulsa (9/14/13)
Extra point attempts: 5 vs. Tulsa (9/14/13)

CAREER HIGHS

Field goals: 4, two times, MR: vs. Iowa State (11/26/11)
Field goal attempts: 4, four times, MR: vs. West Virginia (9/7/13)
Long field goal: 53 at Kansas State (10/29/11)
Extra points made: 9 vs. Florida A&M (9/8/12)
Extra point attempts: 10 vs. Florida A&M (9/8/12)



64 GABE IKARD

OFFENSIVE LINE
6-3 | 298 | RS SR
OKLAHOMA CITY, OKLA.
BISHOP MCGUINESS HIGH SCHOOL
TEAM CAPTAIN

YEAR	GP-GS	NOTES
2010	14-12	All 12 starts at LG
2011	13-13	Started first 3 games at LG, next 7 at center, final 3 at LG
2012	12-12	All 12 starts at center
2013	5-5	Started at center all five games
Career	44-42	24 starts at center, 18 at LG

2013: Senior CLASS Award candidate ... preseason First Team All-American by SI.com and ESPN.com ... named to preseason watch lists for Lombardi Award, Outland Trophy and Rimington Trophy




68 BRONSON IRWIN

OFFENSIVE LINE
6-5 | 314 | SR
MUSTANG, OKLA.
MUSTANG HIGH SCHOOL

YEAR	GP-GS	NOTES
2010	8-0	Saw time on OL and on field goal unit
2011	13-0	Special teams member
2012	13-13	All 13 starts at right guard
2013	5-1	Started at right guard vs. TCU (10/5)
Career	39-14	14 career starts at right guard

2013: Preseason fourth-team All-Big 12 according to Phil Steele



22 CORTEZ JOHNSON

DEFENSIVE BACK
6-2 | 201 | RS SO
NEW ORLEANS, LA.
UNIVERSITY OF ARIZONA

YEAR	G-GS	UT	AT	TOTAL	TFL	SACKS	INT	FC	FR	PBU
2011*	8-2	10	6	16	0.5-1	0.0-0	0	0	0	1
2012	-----Redshirt-----									
2013	3-0	2	3	5	0.0-0	0.0-0	0	0	0	1
Career	11-2	12	9	21	0.5-1	0.0-0	0	0	0	2

* - At Arizona

2013 Game-By-Game


vs. ULM (8/31): Did not play
vs. West Virginia (9/7): Made OU debut with three tackles and a pass breakup
vs. Tulsa (9/14): Recorded two tackles
at Notre Dame (9/28): Did not play
vs. TCU (10/5): Did not record any stats

SEASON HIGHS

Tackles: 3 vs. West Virginia (9/7/13)
Tackles for loss: N/A
Sacks: N/A
Interceptions: N/A
Fumbles caused: N/A
Fumbles recovered: N/A
PBU: 1 vs. West Virginia (9/7/13)

CAREER HIGHS

Tackles: 7 at Washington (10/29/11)
Tackles for loss: 0.5 vs. Northern Arizona (9/3/11)
Sacks: N/A
Interceptions: N/A
Fumbles caused: N/A
Fumbles recovered: N/A
PBU: 1, two times, MR vs. West Virginia (9/7/13)



54 NILA KASITATI

OFFENSIVE LINE
6-4 | 312 | RS SO
EULESS, TEXAS
TRINITY HIGH SCHOOL

YEAR	GP-GS	NOTES
2011	1-0	Sooners debut vs. Ball State
2012	4-0	Played in first four games before season-ending injury
2013	5-4	Started the first four games of the season at right guard
Career	10-4	4 career starts at right guard

2013: Made first career start at right guard vs. ULM (8/31)



9

TREVOR KNIGHT

QUARTERBACK
6-1 | 201 | RS FR
SAN ANTONIO, TEXAS
REAGAN HIGH SCHOOL

YEAR	GP-GS	C-A	PCT	YDS	AVG/G	EFF	TD	INT	LG	RUSH	YDS	AVG	TD	LG
2013	3-3	22-49	44.9	211	70.3	95.8	4	3	32	22	169	7.7	0	30
Career	3-3	22-49	44.9	211	70.3	95.8	4	3	32	22	169	7.7	0	30

2013 Game-By-Game

vs. ULM (8/31): Started at QB in OU debut, completed 11-of-28 passes for 86 yards and 3 TDs; rushed 13 times for 103 yards

vs. West Virginia (9/7): Started at QB, threw for 119 yards and a touchdown and ran for 42 yards on seven carries

vs. Tulsa (9/14): Did not play due to injury

at Notre Dame (9/28): Recorded 24 yards on two carries, including career-long 30-yard rush, and completed lone pass for six yards

vs. TCU (10/5): Did not play

SEASON/CAREER HIGHS

Completions: 11 vs. ULM (8/31/13)

Attempts: 28 vs. ULM (8/31/13)

Passing yards: 119 vs. West Virginia (9/7/13)

Passing Touchdowns: 3 vs. ULM (8/31/13)

Long pass: 32 vs. West Virginia (9/7/13)

Rushes: 13 vs. ULM (8/31/13)

Rushing yards: 103 vs. ULM (8/31/13)

Rushing touchdowns: N/A

Long rush: 30 at Notre Dame (9/28/13)



9

GABE LYNN

DEFENSIVE BACK
6-0 | 204 | RS SR
TULSA, OKLA.
JENKS HIGH SCHOOL

YEAR	G-GS	UT	AT	TOTAL	TFL	SACKS	INT	FC	FR	PBU
2010	8-0	0	0	0	0.0-0	0.0-0	0	0	1-0	1
2011	10-2	18	4	22	2.0-5	0.0-0	0	0	0	2
2012	13-10	29	8	37	2.5-4	0.0-0	0	0	0	3
2013	5-5	11	2	13	0.0-0	0.0-0	2-37	0	1-27	1
Career	36-17	58	14	72	4.5-9	0.0-0	2-37	0	2-27	7

2013 Game-By-Game

vs. ULM (8/31): Started at FS, made two tackles and broke up a pass

vs. West Virginia (9/7): Started at FS, intercepted his first career pass, recovered a fumble and made three tackles; named Big 12 Defensive Player of the Week

vs. Tulsa (9/14): Started at FS, returned an interception 31 yards

at Notre Dame (9/28): Started at FS, season-high four tackles

vs. TCU (10/5): Started at FS, matched season high with four tackles

SEASON HIGHS

Tackles: 4, two times, MR vs. TCU (10/5/13)

Tackles for loss: N/A

Sacks: N/A

Interceptions: 1, two times, MR vs. Tulsa (9/14/13)

Fumbles forced: N/A

Fumbles recovered: 1 vs. West Virginia (9/7/13)

PBU: 1 vs. ULM (8/31/13)

CAREER HIGHS

Tackles: 7 vs. Texas Tech (10/22/11)

Tackles for loss: 1.5 at UTEP (9/1/12)

Sacks: N/A


Interceptions: 1, two times, MR vs. Tulsa (9/14/13)

Fumbles forced: N/A

Fumbles recovered: 1, two times, MR vs. West Virginia (9/7/13)

PBU: 2 vs. Baylor (11/10/12)





17
TREY METOYER

WIDE RECEIVER
6-1 | 185 | SO
WHITEHOUSE, TEXAS
HARGRAVE ACADEMY

YEAR	G-GS	REC	YDS	AVG	TD	LONG
2012	11-4	17	148	8.7	1	27
2013	4-0	2	18	9.0	1	13
Career	15-4	19	166	8.7	2	27

2013 Game-By-Game

vs. ULM (8/31): Caught one pass for a 13-yard touchdown
vs. West Virginia (9/7): Did not record any stats
vs. Tulsa (9/14): Caught one pass for five yards
at Notre Dame (9/28): Did not record any stats
vs. TCU (10/5): Did not play

SEASON HIGHS

Receptions: 1, two times, MR vs. Tulsa (9/14/13)
Receiving yards: 13 vs. ULM (8/31/13)
Touchdown receptions: 1 vs. ULM (8/31/13)
Long reception: 13 vs. ULM (8/31/13)

CAREER HIGHS

Receptions: 4 at UTEP (9/1/12)
Receiving yards: 39 vs. Kansas State (9/22/12)
Touchdown receptions: 1, two times, MR vs. ULM (8/31/13)
Long reception: 27 vs. Kansas State (9/22/12)



33
TREY MILLARD

FULLBACK
6-2 | 253 | SR
COLUMBIA, MO.
ROCK BRIDGE HIGH SCHOOL
TEAM CAPTAIN

YEAR	G-GS	RUSH	AVG.	TD	LG	REC.	AVG.	TD	LG
2010	14-2	24-74	3.1	3	13	16-135	8.4	1	25
2011	13-3	24-169	7.0	2	61	13-127	9.8	1	23
2012	13-8	33-198	6.0	0	20	30-337	11.2	4	73
2013	5-2	6-25	4.2	1	8	7-24	3.4	1	8
Career	45-15	87-466	5.4	6	61	66-623	9.4	7	73

2013 Game-By-Game


vs. ULM (8/31): Started at FB, rushed once for 4 yards, caught 2 passes for 11 yards
vs. West Virginia (9/7): Started at FB, caught a one-yard TD pass and rushed once for six yards
vs. Tulsa (9/14): Rushed three times for seven yards and caught two passes for minus-one yard
at Notre Dame (9/28): Caught two passes for 13 yards
vs. TCU (10/5): Carried one time for an eight-yard touchdown rush

SEASON HIGHS

Rushes: 3 vs. Tulsa (9/14/13)
Rushing yards: 8 vs. TCU (10/5/13)
Rushing touchdowns: 1 vs. TCU (10/5/13)
Long rush: 8 vs. TCU (10/5/13)
Receptions: 2, two times, MR vs. Tulsa (9/14/13)
Receiving yards: 11 vs. ULM (8/31/13)
Receiving touchdowns: 1 vs. West Virginia (9/7/13)
Long reception: 8 vs. ULM (8/31/13)

CAREER HIGHS

Rushes: 5, three times, MR vs. Oklahoma State (11/24/12)
Rushing yards: 61 at Kansas State (10/29/11)
Rushing touchdowns: 1, six times, MR vs. TCU (10/5/13)
Long rush: 61 at Kansas State (10/29/11)
Receptions: 5 vs. Texas (10/13/12)
Receiving yards: 119 vs. Texas (10/13/12)
Receiving touchdowns: 1, seven times, MR vs. West Virginia (9/7/13)
Long reception: 73 vs. Texas (10/13/12)



98 CHUKA NDULUE

DEFENSIVE END
6-3 | 274 | RS JR
DALLAS, TEXAS
DALLAS JESUIT PREP

YEAR	G-GS	UT	AT	TOTAL	TFL	SACKS	INT	FC	FR	PBU
2011	7-0	1	3	4	1.0-1	1.0-1	0	0	0	0
2012	13-10	23	22	45	6.0-13	5.0-12	0	1	0	0
2013	4-1	3	4	7	0.5-1	0.0-0	0	0	1-0	0
Career	24-11	27	29	56	7.5-15	6.0-13	0	1	1-0	0

2013 Game-By-Game

vs. ULM (8/31): Did not play
vs. West Virginia (9/7): Recovered a fumble and made one tackle
vs. Tulsa (9/14): Did not record any stats
at Notre Dame (9/28): Did not record any stats
vs. TCU (10/5): Started at DE, tallied season-high six tackles with 0.5 TFL

SEASON HIGHS

Tackles: 6 vs. TCU (10/5/13)
Tackles for loss: 0.5 vs. TCU (10/5/13)
Sacks: N/A
Fumbles caused: N/A
Fumbles recovered: 1 vs. West Virginia (9/7/13)

CAREER HIGHS

Tackles: 7, at UTEP (9/1/12)
Tackles for loss: 1.0, five times, MR at TCU (12/1/12)
Sacks: 1.0, four times, MR at TCU (12/1/12)
Fumbles caused: 1 vs. Notre Dame (10/27/12)
Fumbles recovered: 1 vs. West Virginia (9/7/13)



5 DURRON NEAL

WIDE RECEIVER
5-11 | 199 | SO
ST. LOUIS, MO.
DE SMET JESUIT HIGH SCHOOL

YEAR	G-GS	REC	YDS	AVG	TD	LONG
2012	10-0	5	75	15.0	0	25
2013	5-0	10	133	13.3	0	41
Career	15-0	15	208	13.9	0	41

2013 Game-By-Game

vs. ULM (8/31): Caught two passes for 27 yards
vs. West Virginia (9/7): Did not record any stats
vs. Tulsa (9/14): Set career highs for receptions (4), receiving yards (64) and long reception (41)
at Notre Dame (9/28): Did not record any stats
vs. TCU (10/5): Tied career high with four catches and had 42 receiving yards

SEASON HIGHS

Receptions: 4, two times, MR vs. TCU (10/5/13)
Receiving yards: 64 vs. Tulsa (9/14/13)
Touchdown receptions: N/A
Long reception: 41 vs. Tulsa (9/14/13)

CAREER HIGHS

Receptions: 4, two times, MR vs. TCU (10/5/13)
Receiving yards: 64 vs. Tulsa (9/14/13)
Touchdown receptions: N/A
Long reception: 41 vs. Tulsa (9/14/13)



7 COREY NELSON

LINEBACKER
6-1 | 226 | SR
DALLAS, TEXAS
SKYLINE HIGH SCHOOL
TEAM CAPTAIN

YEAR	G-GS	UT	AT	TOTAL	TFL	SACKS	INT	FC	FR	PBU
2010	14-0	11	10	21	2.5-9	0.0-0	0	0	0	0
2011	13-11	28	30	58	8.5-40	4.5-41	0	0	1-0	4
2012	13-11	23	24	47	3.5-13	1.0-8	0	0	0	2
2013	5-5	13	14	27	3.0-6	1.0-1	1-24	0	0	4
Career	45-27	75	78	153	17.5-68	6.5-50	1-24	0	1-0	10

2013 Game-By-Game

vs. ULM (8/31): Started at LB, team-high eight tackles with 2.0 TFL and 1.0 sacks
vs. West Virginia (9/7): Started at LB, made seven tackles and broke up a pass
vs. Tulsa (9/14): Started at LB, recorded five tackles with 1.0 TFL and career-high two PBUs
at Notre Dame (9/28): Started at LB, returned an interception 24 yards for a TD and had one tackle and a pass breakup
vs. TCU (10/5): Started at LB, made six tackles before suffering a partially torn pectoral muscle that will likely sideline him for the rest of the season

SEASON HIGHS

Tackles: 8 vs. ULM (8/31/13)
Tackles for loss: 2.0 vs. ULM (8/31/13)
Sacks: 1.0 vs. ULM (8/31/13)
Interceptions: 1 at Notre Dame (9/28/13)
Fumbles recovered: N/A
PBU: 2 vs. Tulsa (9/14/13)

CAREER HIGHS

Tackles: 9, three times, MR: vs. Notre Dame (10/27/12)
Tackles for loss: 3.0 at Kansas (10/15/11)
Sacks: 3.0 at Kansas (10/15/11)
Interceptions: 1 at Notre Dame (9/28/13)
Fumbles recovered: 1 vs. Iowa State (11/26/11)
PBU: 2 vs. Tulsa (9/14/13)



80 JORDAN PHILLIPS

DEFENSIVE TACKLE
6-6 | 324 | RS SO
TOWANDA, KAN.
CIRCLE HIGH SCHOOL

YEAR	G-GS	UT	AT	TOTAL	TFL	SACKS	INT	FC	FR	PBU
2012	11-0	6	6	12	0.0-0	0.0-0	0	0	0	0
2013	4-4	2	5	7	2.0-8	1.5-7	0	0	0	1
Career	15-4	8	11	19	2.0-8	1.5-7	0	0	0	1

2013 Game-By-Game

vs. ULM (8/31): Made first career start at DT, recorded two tackles
vs. West Virginia (9/7): Started at DT, made one tackle
vs. Tulsa (9/14): Started at DT, season-high three tackles with 1.0 TFL and 0.5 sacks
at Notre Dame (9/28): Started at DT, recorded a sack and broke up a pass
vs. TCU (10/5): Did not play

SEASON HIGHS

Tackles: 3 vs. Tulsa (9/14/13)
Tackles for loss: 1.0 vs. Tulsa (9/14/13)
Sacks: 1.0 at Notre Dame (9/28/13)
PBU: 1 at Notre Dame (9/28/13)

CAREER HIGHS

Tackles: 4, two times, MR at Iowa State (11/3/12)
Tackles for loss: 1.0 vs. Tulsa (9/14/13)
Sacks: 1.0 at Notre Dame (9/28/13)
PBU: 1 at Notre Dame (9/28/13)



16 JAZ REYNOLDS

WIDE RECEIVER
6-2 | 198 | RS SR
HOUSTON, TEXAS
EISENHOWER HIGH SCHOOL

YEAR	G-GS	REC	YDS	AVG	TD	LONG
2009	9-0	13	256	19.7	0	57
2010	-----Redshirt-----					
2011	10-6	41	715	17.4	5	62
2012	0-0	--	--	--	--	--
2013	5-3	6	137	22.8	0	82
Career	24-9	60	1108	18.5	5	82

2013 Game-By-Game

vs. ULM (8/31): Caught one pass for 12 yards
vs. West Virginia (9/7): Did not record any stats
vs. Tulsa (9/14): Started at WR, four catches for 109 yards, including career-long 82-yarder
at Notre Dame (9/28): Started at WR, caught one pass for 16 yards
vs. TCU (10/5): Started at WR, did not record any stats

SEASON HIGHS

Receptions: 4 vs. Tulsa (9/14/13)
Receiving yards: 109 vs. Tulsa (9/14/13)
Touchdown receptions: N/A
Long reception: 82 vs. Tulsa (9/14/13)

CAREER HIGHS

Receptions: 7 at Baylor (11/19/11)
Receiving yards: 141 vs. Ball State (10/1/11)
Touchdown receptions: 2 at Kansas State (10/29/11)
Long reception: 82 vs. Tulsa (9/14/13)



95 QUINCY RUSSELL

DEFENSIVE TACKLE
6-4 | 315 | JR
SAN ANTONIO, TEXAS
TRINITY VALLEY C.C.


YEAR	G-GS	UT	AT	TOTAL	TFL	SACKS	INT	FC	FR	PBU
2013	2-0	0	3	3	0.0-0	0.0-0	0	0	0	0
Career	2-0	0	3	3	0.0-0	0.0-0	0	0	0	0

2013 Game-By-Game

vs. ULM (8/31): In Sooners debut, made two tackles
vs. West Virginia (9/7): Did not play
vs. Tulsa (9/14): Recorded one tackle
at Notre Dame (9/28): Did not play
vs. TCU (10/5): Did not play

SEASON/CAREER HIGHS

Tackles: 2 vs. ULM (8/31/13)
Tackles for loss: N/A
Sacks: N/A



15 ZACK SANCHEZ

DEFENSIVE BACK
5-11 | 1762 | RS FR
KELLER, TEXAS
CENTRAL HIGH SCHOOL

YEAR	G-GS	UT	AT	TOTAL	TFL	SACKS	INT	FC	FR	PBU
2013	5-5	13	6	19	0.5-1	0.0-0	0	0	0	9
Career	5-5	13	6	19	0.5-1	0.0-0	0	0	0	9

2013 Game-By-Game

vs. ULM (8/31): In first career start at CB, made three tackles with one breakup
vs. West Virginia (9/7): Started at CB, recorded career-high six tackles
vs. Tulsa (9/14): Started at CB, matched career high with six tackles and had 0.5 TFL with one pass breakup
at Notre Dame (9/28): Started at CB, broke up three passes and had two tackles
vs. TCU (10/5): Started at CB, broke up a career-high four passes and had two tackles

SEASON/CAREER HIGHS

Tackles: 6, two times, MR vs. Tulsa (9/14/13)
Tackles for loss: 0.5 vs. Tulsa (9/14/13)
Sacks: N/A
Interceptions: N/A
PBU: 4 vs. TCU (10/5/13)



8 JALEN SAUNDERS

WIDE RECEIVER
5-9 | 157 | SR
ELK GROVE, CALIF.
FRESNO STATE

YEAR	G-GS	REC	YDS	AVG.	TD	LONG	PR	YDS	AVG.	TD	LONG
2010*	13-1	30	462	15.4	3	78	6	69	11.5	0	22
2011*	13-8	50	1,065	21.3	12	88	0	--	--	--	--
2012	9-8	62	829	13.4	3	76	5	88	17.6	1	81
2013	5-5	22	213	9.7	3	30	10	109	10.9	0	45
Career	40-22	164	2,569	15.7	21	88	21	266	12.7	1	81

* - at Fresno State

2013 Game-By-Game


vs. ULM (8/31): Started at WR, finished with 3 catches for 30 yards and 2 TDs and returned four punts for 55 yards
vs. West Virginia (9/7): Started at WR, season-high four catches for 60 yards and three punt returns for 25 yards
vs. Tulsa (9/14): Started at WR, caught three passes for 47 yards, including a 25-yard touchdown, and returned one punt for 28 yards
at Notre Dame (9/28): Started at WR, team-high seven catches for 46 yards and one punt return for one yard
vs. TCU (10/5): Started at WR, had a team-high five catches for 30 yards

SEASON HIGHS

Receptions: 7 at Notre Dame (9/28/13)
Receiving yards: 60 vs. West Virginia (9/7/13)
Touchdown receptions: 2 vs. ULM (8/31/13)
Long reception: 30 vs. West Virginia (9/7/13)
Punt Returns: 4 vs. ULM (8/31/13)
Punt Return Yards: 55 vs. ULM (8/31/13)
Punt Return Touchdowns: N/A
Punt Return Long: 45 vs. ULM (8/31/13)

CAREER HIGHS

Receptions: 15 vs. Notre Dame (10/27/12)
Receiving yards: 181 vs. Notre Dame (10/27/12)
Touchdown receptions: 2, four times, MR vs. ULM (8/31/13)
Long reception: 88 at San Diego State (12/3/11)
Punt Returns: 4 vs. ULM (8/31/13)
Punt Return Yards: 89 vs. Oklahoma State (11/24/12)
Punt Return Touchdowns: 1 vs. Oklahoma State (11/24/12)
Punt Return Long: 81 vs. Oklahoma State (11/24/12)



20 FRANK SHANNON

LINEBACKER
6-1 | 229 | RS SO
DALLAS, TEXAS
SKYLINE HIGH SCHOOL

YEAR	G-GS	UT	AT	TOTAL	TFL	SACKS	INT	FC	FR	PBU
2012	12-2	22	18	40	3.5-15	2.0-12	0	0	1-0	0
2013	5-5	19	15	34	2.5-8	0.0-0	1-17	0	0	0
Career	17-7	41	33	74	6.0-23	2.0-12	1-17	0	1-0	0

2013 Game-By-Game

vs. ULM (8/31): Started at LB, recorded 7 tackles with 1.0 TFL
vs. West Virginia (9/7): Started at LB, made two tackles
vs. Tulsa (9/14): Started at LB, recorded a career-high 10 tackles
at Notre Dame (9/28): Started at LB, intercepted the first pass of his career and had a team-high eight tackles with 0.5 TFL
vs. TCU (10/5): Started at LB, led team with seven tackles and had 1.0 TFL

SEASON HIGHS

Tackles: 10 vs. Tulsa (9/14/13)
Tackles for loss: 1.0, two times, MR vs. TCU (10/5/13)
Sacks: N/A
Interceptions: 1 at Notre Dame (9/28/13)
Fumble Recoveries: N/A

CAREER HIGHS

Tackles: 10 vs. Tulsa (9/14/13)
Tackles for loss: 1.0, five times, MR vs. TCU (10/5/13)
Sacks: 1.0, two times, MR vs. Baylor (11/10/12)
Interceptions: 1 at Notre Dame (9/28/13)
Fumble Recoveries: 1 at TCU (12/1/12)




74 ADAM SHEAD

OFFENSIVE LINE
6-4 | 316 | RS JR
CEDAR HILL, TEXAS
CEDAR HILL HIGH SCHOOL

YEAR	GP-GS	NOTES
2011	9-5	Made 5 starts at left guard
2012	13-13	Started all 13 games at left guard
2013	5-5	Started at left guard all five games
Career	27-23	All 23 career starts made at left guard

2013: Named preseason Third-Team All-Big 12 by Phil Steele



3 STERLING SHEPARD

WIDE RECEIVER
5-10 | 193 | SO
OKLAHOMA CITY, OKLA.
HERITAGE HALL HIGH SCHOOL

YEAR	G-GS	REC	YDS	AVG	TD	LONG
2012	13-4	45	621	13.8	3	52
2013	5-5	21	266	12.7	3	54
Career	18-9	66	887	13.4	6	54

2013 Game-By-Game


vs. ULM (8/31): Started at WR, caught one pass for 11 yards
vs. West Virginia (9/7): Started at WR, made two catches for 12 yards
vs. Tulsa (9/14): Started at WR, career-high eight catches and 123 yards with two TDs
at Notre Dame (9/28): Started at WR, recorded five receptions for 83 yards, including a career-long 54-yard touchdown catch
vs. TCU (10/5): Started at WR, had a team-high five catches for 37 yards

SEASON HIGHS

Receptions: 8 vs. Tulsa (9/14/13)
Receiving yards: 123 vs. Tulsa (9/14/13)
Touchdown receptions: 2 vs. Tulsa (9/14/13)
Long reception: 54 at Notre Dame (9/28/13)

CAREER HIGHS

Receptions: 8 vs. Tulsa (9/14/13)
Receiving yards: 123 vs. Tulsa (9/14/13)
Touchdown receptions: 2 vs. Tulsa (9/14/13)
Long reception: 54 at Notre Dame (9/28/13)



19 ERIC STRIKER

LINEBACKER
6-0 | 219 | SO
SEFFNER, FLA.
ARMWOOD HIGH SCHOOL

YEAR	G-GS	UT	AT	TOTAL	TFL	SACKS	INT	FC	FR	PBU
2012	13-0	3	3	6	0.0-0	0.0-0	0	0	0	0
2013	5-5	6	8	14	2.0-9	0.0-0	0	0	0	0
Career	18-5	9	11	20	2.0-9	0.0-0	0	0	0	0

2013 Game-By-Game

vs. ULM (8/31): Made first career start at LB, made one tackle
vs. West Virginia (9/7): Started at LB, season-high five tackles with 1.0 TFL
vs. Tulsa (9/14): Started at LB, recorded four tackles
at Notre Dame (9/28): Started at LB, tallied two tackles and had a quarterback hurry that resulted in an INT for a touchdown by Corey Nelson
vs. TCU (10/5): Started at LB, made two tackles including a tackle for loss

SEASON HIGHS

Tackles: 5 vs. West Virginia (9/7/13)
Tackles for loss: 1.0, two times, MR vs. TCU (10/5/13)
Sacks: N/A

CAREER HIGHS

Tackles: 6 vs. Kansas (10/20/12)
Tackles for loss: 1.0, two times, MR vs. TCU (10/5/13)
Sacks: N/A



91 CHARLES TAPPER

LINEBACKER
6-4 | 261 | SO
BALTIMORE, MD.
CITY COLLEGE HIGH SCHOOL

YEAR	G-GS	UT	AT	TOTAL	TFL	SACKS	INT	FC	FR	PBU
2012	5-0	0	2	2	0.0-0	0.0-0	0	0	0	0
2013	5-5	9	14	23	3.0-14	2.5-13	0	0	0	0
Career	9-4	9	16	25	3.0-14	2.5-13	0	0	0	0

2013 Game-By-Game


vs. ULM (8/31): Made first career start at DE, tallied three tackles
vs. West Virginia (9/7): Started at DE, career-high five tackles
vs. Tulsa (9/14): Started at DE, career-high six tackles with 0.5 sack
at Notre Dame (9/28): Started at DE, tallied four tackles with 0.5 tackles for loss
vs. TCU (10/5): Started at DE, had a career-high 2.0 sacks to go with five tackles

SEASON HIGHS

Tackles: 6 vs. Tulsa (9/14/13)
Tackles for loss: 2.0 vs. TCU (10/5/13)
Sacks: 2.0 vs. TCU (10/5/13)

CAREER HIGHS

Tackles: 6 vs. Tulsa (9/14/13)
Tackles for loss: 2.0 vs. TCU (10/5/13)
Sacks: 2.0 vs. TCU (10/5/13)



6 STANVON TAYLOR

DEFENSIVE BACK
5-11 | 173 | FR
TULSA, OKLA.
EAST CENTRAL HIGH SCHOOL

YEAR	G-GS	UT	AT	TOTAL	TFL	SACKS	INT	FC	FR	PBU
2013	5-1	3	0	3	0.0-0	0.0-0	0	0	0	2
Career	5-1	3	0	3	0.0-0	0.0-0	0	0	0	2

2013 Game-By-Game

vs. ULM (8/31): Made Sooners debut
vs. West Virginia (9/7): Did not record any stats
vs. Tulsa (9/14): In first career start, had three tackles and two pass breakups
at Notre Dame (9/28): Did not record any stats
vs. TCU (10/5): Did not record any stats

SEASON/CAREER HIGHS

Tackles: 3 vs. Tulsa (9/14/13)
Tackles for loss: N/A
Sacks: N/A
Interceptions: N/A
PBU: 2 vs. Tulsa (9/14/13)



71 TYRUS THOMPSON

OFFENSIVE LINE
6-5 | 320 | RS JR
PFLUGERVILLE, TEXAS
PFLUGERVILLE HIGH SCHOOL

YEAR	GP-GS	NOTES
2011	5-0	Backup offensive tackle
2012	13-5	Started twice at LT, three times at RT
2013	5-5	Started at left tackle in all five games
Career	23-10	Seven career starts at LT, three at RT

2013: Started at left tackle in all five games



93 JORDAN WADE

DEFENSIVE TACKLE
6-4 | 296 | RS FR
ROUND ROCK, TEXAS
STONY POINT HIGH SCHOOL


YEAR	G-GS	UT	AT	TOTAL	TFL	SACKS	INT	FC	FR	PBU
2013	4-1	3	1	4	1.0-1	1.0-1	0	0	0	0
Career	4-1	3	1	4	1.0-1	1.0-1	0	0	0	0

2013 Game-By-Game

vs. **ULM (8/31)**: In Sooners debut, made two tackles
 vs. **West Virginia (9/7)**: Did not play
 vs. **Tulsa (9/14)**: Did not record any stats
 at **Notre Dame (9/28)**: Did not record any stats
 vs. **TCU (10/5)**: Made first start of career at DT, matched career high with two tackles and picked up first career sack

SEASON/CAREER HIGHS

Tackles: 2, two times, MR vs. TCU (10/5/13)
Tackles for loss: 1.0 vs. TCU (10/5/13)
Sacks: 1.0 vs. TCU (10/5/13)



26 DAMIEN WILLIAMS

RUNNING BACK
5-11 | 211 | SR
SAN DIEGO, CALIF.
ARIZONA WESTERN C.C.

YEAR	G-GS	RUSHING	AVG.	TD	LG	REC.	AVG.	TD	LG
2012	13-9	176-946	5.4	11	95	34-320	9.4	1	38
2013	4-0	57-230	4.0	1	19	4-41	10.3	0	17
Career	17-9	233-1176	5.0	12	95	38-361	9.5	1	38

2013 Game-By-Game


vs. **ULM (8/31)**: Rushed 16 times for 66 yards
 vs. **West Virginia (9/7)**: Season-high 95 rushing yards on 21 carries
 vs. **Tulsa (9/14)**: Did not play
 at **Notre Dame (9/28)**: Scored a rushing touchdown, finishing with 42 yards on nine carries, and added four catches for 41 yards
 vs. **TCU (10/5)**: Rushed 11 times for 27 yards

SEASON HIGHS

Rushes: 21 vs. West Virginia (9/7/13)
Rushing yards: 95 vs. West Virginia (9/7/13)
Rushing touchdowns: 1 at Notre Dame (9/28/13)
Long rush: 19 at Notre Dame (9/28/13)
Receptions: 4 at Notre Dame (9/28/13)
Receiving yards: 41 at Notre Dame (9/28/13)
Receiving touchdowns: N/A
Long reception: 17 at Notre Dame (9/28/13)

CAREER HIGHS

Rushes: 23 vs. Baylor (11/10/12)
Rushing yards: 167 vs. Texas (10/13/12)
Rushing touchdowns: 4 vs. Florida A&M (9/8/12)
Long rush: 95 vs. Texas (10/13/12)
Receptions: 6, two times, MR at West Virginia (11/17/12)
Receiving yards: 82, at Texas Tech (10/6)
Receiving touchdowns: 1 at TCU (12/1/12)
Long reception: 38, at Texas Tech (10/6)



79 DARYL WILLIAMS

OFFENSIVE LINE
6-6 | 321 | RS JR
LAKE DALLAS, TEXAS
LAKE DALLAS HIGH SCHOOL

YEAR	GP-GS	NOTES
2011	9-1	Started season opener at RT
2012	10-10	Started first 10 games of season at RT before season-ending injury
2013	5-5	Started at right tackle all five games
Career	24-16	All 16 career starts have come at RT

2013: Named preseason Second-Team All-Big 12 by Phil Steele



2

JULIAN WILSON

DEFENSIVE BACK
6-2 | 199 | RS JR
MOORE, OKLA
SOUTHMOORE HS

YEAR	G-GS	UT	AT	TOTAL	TFL	SACKS	INT	FC	FR	PBU
2011	11-0	1	1	2	0.0-0	0.0-0	0	0	0	0
2012	13-2	23	8	31	2.0-3	0.0-0	0	0	0	5
2013	5-5	7	5	12	1.5-6	0.0-0	2-0	0	0	3
Career	29-7	31	14	45	3.5-9	0.0-0	2-0	0	0	8

2013 Game-By-Game

vs. ULM (8/31): Started at NB, intercepted a pass and broke up another
vs. West Virginia (9/7): Started at NB, season-high five tackles
vs. Tulsa (9/14): Started at NB, had three tackles with 0.5 TFL and a pass breakup
at Notre Dame (9/28): Started at NB, intercepted a pass and had two tackles, including a TFL
vs. TCU (10/5): Started at NB, made two tackles and broke up a pass

SEASON HIGHS

Tackles: 5 vs. West Virginia (9/7/13)
Tackles for loss: 1.0 at Notre Dame (9/28/13)
Interceptions: 1, two times, MR at Notre Dame (9/28/13)
PBU: 1, three times, MR vs. TCU (10/5/13)

CAREER HIGHS

Tackles: 6 at Texas Tech (10/6/12)
Tackles for loss: 1.0, two times, MR at Notre Dame (9/28/13)
Interceptions: 1, two times, MR at Notre Dame (9/28/13)
PBU: 2 vs. Texas A&M (1/4/13)