

OKLAHOMA

Oklahoma Football Media Contacts

Pete Moris, Assistant Athletics Director - Communications
 O: (405) 325-0096 | pmoris@ou.edu
Karl Anderson, Assistant Director
 O: (405) 325-8571 | karl.anderson@ou.edu
Jordan Christiansen, Graduate Assistant
 O: (405) 325-8413 | jordanc@ou.edu



@OU_Athletics
 @OU_Football
 @SoonerSportsTV
 @OUontheAir
 Instagram.com/OU_Football

153 FIRST-TEAM ALL-AMERICANS | 454 FIRST-TEAM ALL-CONFERENCE SELECTIONS | 5 HEISMAN WINNERS | 64 NATIONAL AWARD RECIPIENTS

2013 Schedule

Date	Opponent	Time/Result	TV
8/31	ULM	W 34-0	PPV
9/7	WEST VIRGINIA	W 16-7	FOX
9/14	TULSA	W 51-20	ESPN2
9/28	at #22 Notre Dame	W 35-21	NBC
10/5	TCU	W 20-17	FOX
10/12	vs. Texas*	L 36-20	ABC
10/19	at Kansas	W 34-19	ESPN
10/26	#10 TEXAS TECH	W 38-30	FOX
11/7	at #5 Baylor	6:30 p.m.	FS1
11/16	IOWA STATE	TBA	TBA
11/23	at Kansas State	TBA	TBA
12/7	at Oklahoma State	TBA	TBA

* - Cotton Bowl (Dallas, Texas)
 All times Central, home games in ALL CAPS



No. 12 Oklahoma (7-1, 4-1 Big 12)
SOONERS

The Game At A Glance

Date: Thursday, Nov. 7, 2013
 Time: 6:30 p.m. CT
 Location: Waco, Texas
 Venue: Floyd Casey Stadium
 Surface: Artificial (Prestige)
 Capacity: 82,112
 All-Time Series: OU leads, 21-1
 Last Meeting: OU won, 42-34



No. 5 Baylor (7-0, 4-0 Big 12)
BEARS

Sooners Seek 14th Victory vs. Baylor Under Stoops, Oklahoma Faces Another Undefeated AP Top 10 Opponent

- Oklahoma is coming off a 38-30 victory vs. Texas Tech (10/26). The Red Raiders entered the game ranked No. 10 in the AP Poll with a 7-0 record. Baylor boasts an 8-0 mark after posting a 59-14 victory at Kansas (10/26).
- The Sooners are 21-1 (.955) all-time against Baylor, including a 13-1 mark under head coach Bob Stoops.
- Oklahoma's all-time .955 winning percentage against Baylor is its best against any current Big 12 opponent.
- Stoops has 156 career victories, needing one more win to tie Barry Switzer (157) for the most in Oklahoma history.
- Oklahoma is #8 in the USA Today Coaches Poll. The Sooners rank 10th in the BCS Rankings and are No. 12 in the AP Poll.
- OU is 2-0 vs. ranked foes (Notre Dame, Texas Tech) in 2013. OU is 48-22 (.686) overall vs. ranked foes under Stoops.
- OU is the first ranked foe Baylor will face in 2013. BU is 5-17 (.227) vs. ranked teams under Art Briles, going 2-3 in 2012.
- OU's first eight foes own a combined 36-33 (.522) record. Baylor's first six FBS opponents are a combined 22-28 (.440).
- Oklahoma and Baylor are both 3-0 against common opponents - ULM (5-4), West Virginia (4-5) and Kansas (2-6).

Key Oklahoma-Baylor Stats to Watch in Thursday Night Big 12 Showdown

- The Sooners are 78-1 (.987) under Stoops when scoring 40+ points, including an 8-0 mark vs. Baylor.
- Dating back to 2011, Baylor is 23-2 (.920) when scoring 40+ points, including a 17-0 mark at home.
- Baylor is 17-1 at home dating back to 2011 with that lone loss coming by a 49-21 mark vs. TCU (10/13/12). The Bears were held to 432 total yards and committed six turnovers in that contest.
- OU is 35-2 (.946) under Stoops in games without a giveaway. BU is +18 (44 takes/26 gives) in its last 18 home games.
- Baylor is 40-30 (.571) overall under Briles. The Bears have been held to 30 points or less in 25 of those 30 losses.
- OU ranks 10th in the FBS in total defense (314.3 ypg) and ninth in pass defense (179.5 ypg). Baylor owns the nation's top-ranked scoring (63.9 ppg), total (718.4) and pass offense (417.3). OU ranks 14th in scoring defense (18.8 ppg).
- Texas Tech entered its game with OU owning the nation's second-ranked pass offense (416.4 ypg) and was held to 388 passing yards by the Sooners. Baylor was held to a season-low 332 passing yards in a 35-25 win at K-State (10/12).
- Under Briles, Baylor is 8-20 (.286) when being held under 500 yards of total offense. Three of those Baylor losses have come vs. Oklahoma, including two Sooner victories in Waco: 49-17 (10/4/08) and 53-24 (11/20/10).

The Big 12's Top Two Rushing Offenses Set to Square Off, Sooners & Bears Also Tough on Defense

- The Sooners are 60-1 (.984) under Stoops (6-0 in 2013) when rushing for 200+ yards, including 32 straight wins.
- Only five AP Top 25 average more rushing yards per game than #12 Oklahoma (17th in FBS - 234.0 ypg) - #2 Oregon (2nd - 331.5), #7 Auburn (6th - 306.2), #5 Baylor (7th - 301.1), #4 Ohio State (301.1) and #9 Missouri (16th - 237.2).
- Oklahoma is third in the Big 12 in rushing defense (134.8 ypg), while Baylor ranks fourth (138.7 ypg).
- OU has outscored its opponents by a 96-19 margin in the second quarter and by a 129-64 mark in the first half.
- Oklahoma leads the Big 12 in first downs allowed per game (16.1) and time of possession (32:33).
- K Michael Hunnicutt is third in the FBS in FG pct. among players with a minimum of 15 attempts. (16-18, 88.9%).

COUNTDOWN TO HISTORY

2

Wins needed by head coach Bob Stoops to bypass Barry Switzer (157) for the most coaching victories in Oklahoma history. Oklahoma is the only college football program in history to have four coaches with 100 or more career victories.

Coach	Years	Record	Pct.
Barry Switzer	1973-88	157-29-4	.837
BOB STOOPS	1999-13	156-38-0	.804
Bud Wilkinson	1947-63	145-29-4	.826
Bennie Owen	1905-26	122-54-16	.677

STATS OF THE WEEK

13-1

Dating back to 1999, no Big 12 team owns more wins against another Big 12 foe than Oklahoma against Baylor.

MOST WINS VS. BIG 12 OPPONENTS, 1999-PRESENT

Team	Opponent	Record
Oklahoma	vs. Baylor	13-1
Oklahoma State	vs. Baylor	12-2
Texas	vs. Baylor, OSU, TTU	12-2
Texas Tech	vs. Baylor	12-2

5-0

Under Bob Stoops, OU has posted a 5-0 record when facing AP Top 10 teams in back-to-back contests. OU is coming off a win vs. #10 Texas Tech with #5 Baylor up next.

OU VS. BACK-TO-BACK TOP 10 TEAMS UNDER STOOPS

Date	Opponent	Result
10/14/00	at #2 Kansas State	W 41-31
10/28/00	vs. #1 Nebraska	W 31-14
10/12/02	vs. #3 Texas	W 35-24
10/19/02	vs. #9 Iowa State	W 49-3
10/26/13	vs. #10 Texas Tech	W 38-30
11/7/13	at #5 Baylor	



Support provided to OU Athletics Communications by STATS, LLC

CONSECUTIVE WINS WHEN LEADING AT HALF

Team	Win Streak	2013 1st Half
1. #2 Oregon	58	+173 (257-84)
2. Utah	49	+26 (134-108)
3. #13 Oklahoma	40	+65 (129-64)
4. Kansas State	36	+28 (109-81)
5. #1 Alabama	33	+183 (207-24)

- Among teams with the five-longest active FBS winning streaks when leading at halftime only #1 Alabama (24) has allowed fewer first-half points than #13 Oklahoma (64).

SOONERS VS. AP TOP 10 ON THE ROAD UNDER STOOPS

Date	Opponent	Result	Key OU Stat
10/14/00	#2 Kansas State	W 41-31	Heupel, 2 pass TDs, 1 rush TD
10/27/01	#3 Nebraska	L 10-20	Outscored 10-0 in 2nd half
11/27/10	#10 Okla. State	W 47-41	Jones, 468 pass yds., 4 TDs
9/17/11	#5 Florida State	W 23-13	Stills, 125 rec. yds., 1 TD
10/29/11	#10 Kansas State	W 58-17	690 yards total offense
12/3/11	#3 Okla. State	L 10-44	Threw 5 interceptions

- OU is 4-2 on the road under Bob Stoops against teams ranked in the AP Top 10, including a 3-1 mark dating back to 2010.
- In four road wins against AP Top 10 foes under Stoops, OU has outscored those foes by an average margin of 33.8 to 25.5.

FOLLOW THE GAME

Television (FS1)

Justin Kutcherplay-by-play
 Joel Klattanalyst
 Kristina Pinksideline reporter



National Radio (Sports USA)

Eli Goldplay-by-play
 Charles Arbuckleanalyst
 Nathan Woodsideline



Radio (Sooner Network)

Flagship: KOKC AM-1520
 Internet: SoonerSports.com (subscription)
 Sirius/XM: 119/191
 Toby Rowlandplay-by-play
 Merv Johnsonanalyst
 Chris Planksideline
 Dusty Dvoracek/Teddy Lehmansideline analysts
 pre/postgame hosts



Sooner Sports TV - Saturdays

Sooner Sports Gameday: 5:30 p.m.
 Official pregame show on FS Oklahoma
Sooner Sports Overtime: After game
 Official postgame show on FS Oklahoma



TEAM COMPARISON
 (GAMES THROUGH 11/2)

	OU	BU
Scoring Offense Per Game	31.0	63.9
Scoring Defense Per Game	18.8	15.9
First Downs Per Game	22.3	29.9
Rushing Yards Per Game	234.0	301.1
Rushing Defense Per Game	134.8	138.7
Passing Yards Per Game	201.0	417.3
Passing Defense Per Game	179.5	177.3
Total Offense Per Game	435.0	718.4
Total Defense Per Game	314.2	316.0
Int. thrown/Opp Int. Thrown	6/9	4/9
Sacks by/Allowed	14/12	23/8
Third Down Off./Def.	40.7/33.9	55.8/32.8
Red Zone Off./Def.	83.8/88.9	86.1/55.0
Kickoff Return Avg.	25.1	22.1
Punt Return Avg.	9.5	8.8
Fum. Lost/Gained	5/5	6/6
Penalties/Yds per game	5.9/45.8	7.4/67.6
Field Goals	16-18	7-9

NCAA RANKING COMPARISON
 (GAMES THROUGH 11/2)

	OU	BU
Scoring Offense	T-55th	1st
Scoring Defense	14th	6th
First Downs	T-63rd	20th
First Downs Defense	T-8th	T-4th
Rushing Offense	17th	7th
Rushing Defense	27th	34th
Passing Offense	93rd	1st
Passing Defense	9th	6th
Total Offense	50th	1st
Total Defense	10th	11th
Sacks	T-78th	8th
Sacks Allowed	T-38th	T-21st
Turnover Margin	T-41st	25th
Third Down Offense	65th	4th
Third Down Defense	22nd	19th
Red Zone Offense	60th	T-41st
Red Zone Defense	T-102nd	1st
Kickoff Return Avg.	13th	51st
Punt Return Avg.	49th	52nd

THE TEAMS AT A GLANCE



OKLAHOMA Sooners

Oklahoma is 7-1 after claiming a 38-30 win over 10th-ranked Texas Tech (10/26). With the win, Bob Stoops is two wins away from passing Barry Switzer (157 wins) for the most coaching victories in OU history.

Offense

Blake Bell has started six of the team's eight games, completing just under 64 percent of his passes for 1,348 yards with 10 touchdowns and three interceptions. Running back Brennan Clay leads the ground attack (538 yards), and he is one of six OU players with at 100 rushing yards or more on the year. The passing game has been spread around to 12 different players, led by Jalen Saunders (35 rec., 431 yards, 5 TDs) and Sterling Shepard (33, 391 yards, 5 TDs).

Defense

The Oklahoma defense ranks 10th in the country in both total defense and pass defense, allowing 314.2 total yards and 179.5 passing yards per game, respectively. LB Frank Shannon leads the unit with 53 tackles, while DE Charles Tapper leads the team in both sacks (4.5) and tackles for loss (6.0). DB Gabe Lynn has a team-best three interceptions, while DB Julian Wilson has two and DB Zack Sanchez has broken up 10 passes.

Special Teams

Michael Hunnicutt has hit on 16-18 field goals this year, ranking second in the country in field goals made. Nick Hodgson has recorded touchdowns on 34 of his 51 kickoffs. Punter Jed Barnett is averaging 42.5 yards per kick. Jalen Saunders has averaged 9.2 yards on his 12 punt returns, while Roy Finch has a 28.6 average on eight kick returns.



BAYLOR Bears

Baylor is 7-0 for the first time since 1980 and 4-0 in conference play since 1985 after a 59-14 win at Kansas (10/26). The Bears have climbed to No. 5 in the AP poll, its highest ranking since a No. 3 ranking in 1953.

Offense

Baylor owns the nation's top offense with an impressive 718.4 yards of total offense per game and a nation's best 63.9 points per game. QB Bryce Petty leads the nation in both pass efficiency (219.0) and yards per completion (20.1). RB Lache Seastrunk leads the Big 12 with 124.1 rush yards per game, while Antwan Goodley (127.7) and Tevin Reese (117.7) rank first and second in the conference in receiving yards per game, respectively.

Defense

While the Baylor offense has gotten the headlines, the Bears' defense has been nearly as impressive. The unit ranks 11th in the country with just 316.0 yards allowed per game, and its particularly strong against the pass, yielding 177.3 yards per game. Bryce Hager leads the team with 58 tackles, while Shawn Oakman leads the Big 12 with 12.0 tackles for loss.

Special Teams

Kicker Aaron Jones has made 6-8 field goals. Spencer Roth is averaging 45.3 yards per punt to lead the Big 12. Levi Norwood is averaging 9.3 yards per punt return, and he returned one kick 52 yards for a score against Iowa State (10/19). The Bears are averaging 22.1 yards per kick return, led by Corey Coleman's 44.3 average. He also scored versus the Cyclones, returning a kickoff 97 yards for a touchdown.

OKLAHOMA LEADERS

Category	Player	Total
Touchdowns	Three Players	5
Rushing Yards	Clay	538
Passing Touchdowns	Bell	10
Receptions	Saunders	35
Receiving Yards	Saunders	431
Tackles	Shannon	53
Interceptions	Lynn	3
Sacks	Tapper	4.5
Punt Return Yards	Saunders	110
Kick Return Yards	Finch	229

BAYLOR LEADERS

Category	Player	Total
Touchdowns	Seastrunk	11
Rushing Yards	Seastrunk	869
Passing Touchdowns	Petty	18
Receptions	Goodley	38
Receiving Yards	Goodley	894
Tackles	Hager	58
Interceptions	Williams	2
Sacks	McAllister	5.5
Punt Return Yards	Norwood	149
Kick Return Yards	Norwood	98

AWARD WINNERS

- **Big 12 Defensive Player of the Week** - DB Gabe Lynn (9/9/13)
Interception, fumble recovery and three tackles vs. WVU
- **Big 12 Offensive Player of the Week** - QB Blake Bell (9/16/13)
27-of-37 for 413 yards, 0 INTs and four TDs vs. Tulsa
- **Midseason All-Americans**
CBSsports.com - OL Gabe Ikard and K Michael Hunnicutt
SI.com - OL Gabe Ikard and K Michael Hunnicutt
USA Today - OL Gabe Ikard
- **Watch Lists**
Groza Award Semifinalist - Michael Hunnicutt
Thorpe Award Semifinalist - Aaron Colvin
Bear Bryant Coach of the Year Award - Bob Stoops

OU-BU SERIES (21-1)
 (STOOPS ERA AT OU, 13-1)

Date	Result	Off Note
09/18/99	W, 41-10	Heupel sets OU records for comp., att., yards
11/04/00	W, 56-7	Sooners build 42-0 halftime lead
10/20/01	W, 33-17	White throws for 343 yards; OU wins 20th straight
11/16/02	W, 49-9	Griffin scores 4 TDs, 3 rushing
11/15/03	W, 41-3	White tosses for 307 yards, 4 TDs
11/20/04	W, 35-0	Peterson runs for 240 yards, 3 TDs
10/22/05	W, 37-30	OU rallies to pull out win in double OT
11/18/06	W, 36-10	Sooners score 23 straight in 3rd to pull away
11/10/07	W, 52-21	Murray scores 4 TDs, including 91-yard KO return
10/04/08	W, 49-17	Sooners lead 28-0 after 1st quarter
10/10/09	W, 33-7	Bradford returns from injury, throws for 389 yds.
11/20/10	W, 53-24	Jones completes 26-39 for 325 yards, 3 TDs
11/19/11	L, 38-45	Baylor records first win ever over OU
11/10/12	W, 42-34	Baylor's No. 1 passing offense held to 172 yds.

QUICK FACTS

	Oklahoma	Baylor
Location	Norman, OK	Waco, TX
Founded	1890	1845
Enrollment	30,754	15,364
Nickname	Sooners	Bears
Colors	Crimson, Cream	Green, Gold
Conference	Big 12	Big 12
Stadium Capacity	82,112	50,000
All-time Record	837-311-53	556-544-44
Bowls (Record)	46 (27-18-1)	19 (10-9)
Lettermen Ret/Lost	45/22	47/25
2012 Record	10-3	8-5
2012 Conf. Record	8-1	4-5
2012 Conf. Finish	T-1st	6th
2012 Final AP Ranking	15th	Receiving Votes

ACTIVE WIN LIST

Head coach Bob Stoops is one of the winningest active head coaches in college football with at least 10 years experience (games at FBS schools only).

By Percentage

- .845 (125-23)..... Urban Meyer..... Ohio State
- .804 (156-38).....BOB STOOPS..... OKLAHOMA**
- .745 (206-70-2) Brian Kelly Notre Dame
- .741 (123-43)..... Mark Richt Georgia
- .739 (119-42)..... Gary Patterson..... TCU

By Total Wins

- 236..... Mack Brown Texas
- 222..... Frank Beamer Virginia Tech
- 215..... Steve Spurrier..... South Carolina
- 174..... Bill Snyder Kansas State
- 171..... Gary Pinkel..... Missouri
- 162..... Nick Saban Alabama
- 156BOB STOOPS..... OKLAHOMA**

By Wins Per Year (Entering 2013 Season)

- 10.6BOB STOOPS..... OKLAHOMA**
- 10.5..... Urban Meyer Ohio State
- 9.8..... Mark Richt..... Georgia
- 9.7..... Gary Patterson TCU
- 9.4..... Les Miles LSU

COACHING LONGEVITY

Only three active FBS coaches have been at their schools for more consecutive seasons than Bob Stoops at OU.

- Frank Beamer..... Virginia Tech 1987
- Larry Blakeney Troy 1991
- Mack Brown Texas 1998
- BOB STOOPS..... OKLAHOMA..... 1999**
- Kirk Ferentz..... Iowa 1999

HAYDEN FRY COACHING TREE

- Current FBS coaches who were assistants under Hayden Fry at Iowa:
- Bret Bielema Arkansas
 - Kirk Ferentz Iowa
 - Dan McCarney North Texas
 - Bo Pelini..... Nebraska
 - Bill Snyder..... Kansas State
 - Bob Stoops Oklahoma**

THE HEAD COACHES



**Bob Stoops
Oklahoma**

Named to the watch list for the 2013 Bear Bryant Award, Bob Stoops has registered 156 career wins, needing only two more to pass Barry Switzer (157) for the most victories in Oklahoma history,

meaning the Sooners' head coach is poised to attain another historic milestone in 2013.

The only head coach to reach all four BCS games and the BCS National Championship Game, Stoops has guided the Sooners to four appearances in a national title contest, claiming college football's crown in 2000. Of Stoops' 14 bowl appearances with the Sooners, eight of those games have been of the BCS variety.

Along the way, he has picked up 17 coach of the year citations, including eight on the national level (only five coaches nationally have won more conference coach of the year awards), and watched five assistant coaches move into Football Bowl Subdivision head coaching positions.

From 1999-2012, no team from a BCS conference owned more victories or a better winning percentage than Oklahoma (149-37, .801). Under his direction, OU is one of two FBS schools with 11 seasons of at least 10 wins since 2000.

Among schools from BCS conferences, only Alabama (61) and Oregon (56) compiled more victories from 2008-12 than Oklahoma (52), while only LSU and Stanford can join those three schools in boasting 10 or more victories in each of the past three campaigns.

Two Heisman winners and five Heisman finalists have been characteristic of the talent Stoops and his staff have attracted. The offenses have been among the best in college football history (the 2008 team was the first to score 60 or more points in five straight games en route to scoring an NCAA record 716 points).

The defense has been stingy and is the only program to produce two players who won the Thorpe and Nagurski Awards in the same season.

The son of a coach, Stoops was a four-year starter at Iowa. He began his coaching career in 1983 as a volunteer in the Hawkeye program under Hayden Fry, working through the ranks until he became co-defensive coordinator at Kansas State (1991-95).

Eventually, he left for Florida and a three-year stint as Steve Spurrier's defensive coordinator. It was with the Gators, and a national championship team in 1996, that the spotlight found Stoops and made him one of the hottest names in the profession.



**Art Briles
Baylor**

Named to the watch list for the 2013 Bear Bryant Award, Art Briles is in his sixth season as the head coach at Baylor (40-30) and is in his 10th season overall (74-58).

The 2012 Bears finished second nationally in total offense (572.3 ypg), and boasted offensive standouts Nick Florence (second in nation in total offense - 375.2 ypg), unanimous All-American and Biletnikoff Award finalist Terrance Williams (led the nation with 1,832 receiving yards) and All-American offensive lineman Cyril Richardson.

During a historic record-breaking 2011 season, Briles led Baylor to a school-record 10 wins and its highest final ranking (12th) since 1986, earned the school's first bowl victory in 19 years and coached the first Heisman Trophy winner in program history - quarterback Robert Griffin III.

Briles' accomplishments were recognized when he was named a 2011 Paul "Bear" Bryant Coach of the Year Award finalist. The Bears finished the 2011 season with a 10-3 record, including a memorable 67-56 Alamo Bowl win over Washington, and ranked 12th (coaches) and 13th (AP) nationally.

Briles came to Baylor after reviving the University of Houston football program in a five-year stretch from 2003 to 2007.

After inheriting a Houston program that was just two years removed from an 0-11 season, Briles won eight total games from 2000 to 2003, posted a 34-28 record with the Cougars and guided them to four bowl games. He ranks as the program's third-winningest head coach behind College Football Hall of Famer Bill Yeoman (160 wins in 26 seasons) and Clyde Lee (37 victories in seven seasons).

Briles arrived at Houston from Texas Tech, where he spent three years (2000-02) as the Red Raiders' running backs coach.

Prior to moving into the collegiate ranks at Texas Tech, Briles spent 12 seasons (1988-99) as head coach and athletic director at Stephenville [Texas] High School. His Yellowjacket teams won four state championships, capturing back-to-back crowns in 1993 and 1994 and repeating that feat in 1998 and 1999.

Briles and his wife, Jan, have three children: Jancy, a UH graduate who works in the Dallas Cowboys Public Relations office; Kendal, a Cougar letterman and UH graduate who serves as an assistant coach on his father's Baylor staff; and Staley Lebby, a UH graduate. Briles was inducted into the Texas High School Football Hall of Fame in April 2008.

STOOPS SUMMARY

- OU Head Coach..... 15th Season, 156-38 (.804)
- Big 12 Record 96-23 (.807)
- Bowl Game Record 7-7 (.500)
- Home Record..... 86-5 (.945)
- Away Record 45-18 (.714)
- Neutral Record 25-15 (.625)
- vs. Ranked Opponents..... 48-22 (.686)
- vs. Non-Conference Opponents 54-14 (.794)
- vs. Baylor..... 13-1 (.929)
- Alma Mater Iowa (1983)

BRILES SUMMARY

- Baylor Head Coach 6th Season, 40-30 (.571)
- Overall Head Coach 11th Season, 74-58 (.561)
- Bowl Game Record 2-4 (.333)
- vs. OU 1-5 (.167)
- Alma Mater Texas Tech (1979)

THE LAST TIME VS. BAYLOR

11.10.12 • Gaylord Family - Oklahoma Mem. Stadium (84,945) • Norman, Okla.



BAYLOR

34

#14 OKLAHOMA

42

NORMAN, Okla. (AP) -- Bob Stoops passed Bud Wilkinson on Oklahoma's career victory list as No. 14 Oklahoma defeated Baylor 42-34.

Landry Jones threw for 277 yards and two touchdowns, Damien Williams ran for 99 yards and two scores and Oklahoma limited Baylor to a season-low 172 yards passing in the win. Blake Bell provided some breathing room with his 55-yard touchdown run out of the "Belldozer" package -- the longest for an Oklahoma quarterback since Patrick Fletcher in 1998 -- that made it 42-26 with 14:14 to go.

The Bears, who entered the game with the nation's top offense and top passing attack, were held more than 200 yards below their season average thanks to a stout OU defense. Quarterback Nick Florence had a season low in passing yardage, getting held 127 yards fewer than any other game this year.

With the score at 28-26 late in the third quarter, OU put together a 75-yard drive capped by a 17-yard TD rush by Williams, then pulled ahead for good behind Bell's long TD run one minute into the fourth.

Score by Quarters	1	2	3	4	Score	
Baylor	3	14	9	8	-	34
Oklahoma	14	14	7	7	-	42

Record: (4-5, 1-5)
Record: (7-2, 5-1)

Scoring Summary

- 1st 09:58 OU - Clay, Brennan 5 yd pass from Jones, Landry (Hunnicut, Mike kick), 11-75 5:02
- 08:20 BU - Jones, Aaron 58 yd field goal, 6-34 1:38
- 02:55 OU - Clay, Brennan 1 yd run (Hunnicut, Mike kick), 12-75 5:25
- 2nd 09:38 BU - Florence, Nick 5 yd run (Jones, Aaron kick), 6-80 1:22
- 06:17 OU - Williams, Damien 3 yd run (Hunnicut, Mike kick), 8-70 3:17
- 00:32 BU - Seastrunk, L. 4 yd run (Jones, Aaron kick), 17-75 5:45
- 00:15 OU - Brown, Justin 35 yd pass from Jones, Landry (Hunnicut, Mike kick), 2-45 0:11
- 3rd 12:21 BU - Jones, Aaron 21 yd field goal, 8-71 2:39
- 07:42 BU - Seastrunk, L. 2 yd run (Salubi, Jarred rush fumble), 6-28 1:59
- 02:10 OU - Williams, Damien 17 yd run (Hunnicut, Mike kick), 12-75 5:32
- 4th 14:14 OU - Bell, Blake 55 yd run (Hunnicut, Mike kick), 3-64 1:24
- 01:26 BU - Seastrunk, L. 6 yd run (Florence, Nick rush), 19-80 4:42

	BU	OU
FIRST DOWNS.....	25	28
RUSHES-YARDS (NET).....	51-252	40-183
PASSING YDS (NET).....	172	277
Passes Att-Comp-Int.....	33-12-0	36-25-1
TOTAL OFFENSE PLAYS-YARDS.....	84-424	76-460
Fumble Returns-Yards.....	1-4	0-0
Punt Returns-Yards.....	0-0	2-5
Kickoff Returns-Yards.....	1-12	3-81
Interception Returns-Yards....	1-24	0-0
Punts (Number-Avg).....	3-47.7	3-45.7
Fumbles-Lost.....	0-0	1-1
Penalties-Yards.....	7-55	7-48
Possession Time.....	27:25	32:35
Third-Down Conversions.....	11 of 20	9 of 13
Fourth-Down Conversions.....	2 of 4	0 of 0
Red-Zone Scores-Chances.....	5-5	4-4
Sacks By: Number-Yards.....	1-10	3-11

RUSHING: BU-Seastrunk, L. 15-91; Florence, Nick 15-83; Martin, Glasco 17-60; Salubi, Jarred 1-7; Williams, T. 1-6; Norwood, Levi 1-4; Najvar, Jordan 1-1. Oklahoma-Williams, Damie 23-99; Bell, Blake 5-74; Clay, Brennan 7-26; Millard, Trey 1-1; team 3-minus 7; Jones, Landry 1-minus 10.

PASSING: BU-Florence, Nick 12-33-0-172. Oklahoma-Jones, Landry 25-36-1-277.

RECEIVING: BU-Williams, T. 6-91; Sampson, Lnear 2-21; Norwood, Levi 1-37; Seastrunk, L. 1-11; Fuller, Clay 1-10; Najvar, Jordan 1-2. Oklahoma-Brown, Justin 6-83; Saunders, Jalen 5-50; Shepard, S. 3-43; Stills, Kenny 3-33; Millard, Trey 3-26; Williams, Damie 2-23; Clay, Brennan 2-9; Metoyer, Trey 1-10.

INTERCEPTIONS: BU-Hicks, Mike 1-24. Oklahoma-None.

FUMBLES: BU-None. Oklahoma-Williams, Damie 1-1.

SACKS (UA-A): BU-Hager, Bryce 1-0. Oklahoma-King, David 0-1; Jefferson, Tony 0-1; Washington 0-1; Ndulue, Chuka 0-1; Shannon, Frank 1-0.

TACKLES (UA-A): BU-Hager, Bryce 7-9; Holl, Sam 7-2; Lackey, Eddie 4-5; Hicks, Mike 5-3; Williams, Joe 3-4; Dixon, Ahmad 1-4; McAllister, C. 0-5; Casey, Chance 3-1; Lloyd, Terrance 1-3; Mason Jr., Gary 0-3; Trahan, Brody 2-0; Blackshear, B. 0-2; Goodley, Antwan 1-0; Johnson, Nick 1-0; Fuller, Clay 1-0; Norwood, Levi 1-0; Jones, Aaron 1-0; Wilson, Josh 0-1. Oklahoma-Harris, Javon 9-5; Jefferson, Tony 10-1; Shannon, Frank 4-4; Ndulue, Chuka 3-3; Hurst, Demontre 5-0; Wort, Tom 3-2; McGee, Stacy 2-2; King, David 2-2; Colvin, Aaron 2-1; McFarland, J. 2-1; Washington 1-1; Walker, Casey 1-1; Lynn, Gabe 1-1; Nelson, Corey 1-0; Harris, Lamar 1-0; Saunders, Jalen 1-0; Williams, Damien 1-0.

OKLAHOMA FBS RANKINGS DURING THE STOOPS ERA

(among teams in FBS since 1999; through games as of 11/2/13)

Rank	Category	Total
T-No. 1	Safeties Recorded	18
No. 2	Wins	156
No. 2	Fewest Losses	38
No. 2	Winning Percentage	.804
No. 2	Touchdowns Scored	915
No. 2	Total Points Scored	7,140
No. 2	Offensive Touches	11,850
No. 2	3rd-Down Conversions	1,263
No. 2	3rd-Down Defense	31.5%
No. 2	Punt Returns	587
No. 3	Pass Attempts	7,018
No. 3	Pass Completions	4,398
No. 3	Yards From Scrimmage	85,114
No. 3	Points Per Game	36.8
No. 3	Total First Downs	4,424
T-No. 3	Turnovers Forced	424

Career Games/Starts

Players	GP/GS	Players	GP/GS
FB Trey Millard	48/18	DE Charles Tapper	12/8
OL Gabe Ikard	47/45	OL Nila Kasitati	12/4
DB Aaron Colvin	46/33	DE P.L. Lindley	12/1
LB Corey Nelson	45/27	OL Ty Darlington	11/1
OL Austin Woods	44/0	OL Derek Farniok	11/0
WR Jalen Saunders	43/29	DT Torrea Peterson	11/0
OL Bronson Irwin	42/17	OL John-Philip Hughes	9/0
RB Roy Finch	42/9	K Nick Hodgson	9/0
RB Brennan Clay	41/12	DB Zack Sanchez	8/8
DB Gabe Lynn	39/21	LB Dominique Alexander	8/3
DB Trey Franks	33/6	DB Stanvon Taylor	8/1
DB Julian Wilson	32/9	P Jed Barnett	8/0
K Michael Hunnicutt	32/0	WR Grant Bothun	8/0
OL Adam Shead	30/26	DE Matt Dimon	8/0
FB Aaron Ripkowski	29/3	OL Kyle Marrs	8/0
LB Aaron Franklin	29/0	DE Chaz Nelson	8/0
QB Blake Bell	28/6	OL Dionte Savage	8/0
LB Caleb Gastelum	28/0	DT Jordan Wade	7/4
OL Daryl Williams	27/19	LB Jordan Evans	7/0
DE Chuka Ndulue	27/14	OL Tony Feo	7/0
OL Tyrus Thompson	26/13	RB Keith Ford	7/0
WR Jaz Reynolds	26/9	DB Ahmad Thomas	7/0
DE Geneo Grissom	25/5	RB Alex Ross	6/0
WR Sterling Shepard	21/12	WR Derrick Woods	6/0
LB Eric Striker	21/8	WR Austin Bennett	5/0
LB Frank Shannon	20/10	DB Cortez Johnson	5/0
TE Brannon Green	20/0	LB Londell Taylor	5/0
RB Damien Williams	19/9	DE Mike Onuoha	4/0
WR Lacoitan Bester	19/4	QB Trevor Knight	3/2
WR Durren Neal	18/1	TE Taylor McNamara	2/1
DB Kass Everett	18/0	DB Dakota Austin	2/0
DE Rashod Favors	17/0	DB Hatari Byrd	2/0
DB Quentin Hayes	16/8	DB L.J. Moore	2/0
WR Trey Metoyer	15/4	DT Quincy Russell	2/0
DT Jordan Phillips	15/4		

BIG 12 STANDINGS

TEAM	BIG 12	PCT.	OVERALL	PCT.
Texas	5-0	1.000	6-2	.750
Baylor	4-0	1.000	7-0	1.000
OKLAHOMA	4-1	.800	7-1	.875
Oklahoma St.	4-1	.800	7-1	.875
Texas Tech	4-2	.667	7-2	.778
Kansas St.	2-3	.400	4-4	.500
West Virginia	2-4	.333	4-5	.444
TCU	1-5	.167	3-6	.333
Kansas	0-5	.000	2-6	.250
Iowa St.	0-5	.000	1-7	.125

BIG 12 SCHEDULE

(All time Central)

- #12 Oklahoma at #5 Baylor, FS1, 6:30 p.m. (11/7)
- TCU at Iowa State, FS1, 11 a.m.
- Kansas State at #25 Texas Tech, ABC, 11 a.m.
- Kansas at #15 Oklahoma State, FS1, 3 p.m.
- Texas at West Virginia, FOX, 6 p.m.

ACTIVE SOONER STREAKS

196 - Games in which OU has scored
146 - Televised games
91 - Home sellouts
40 - Consecutive wins when leading at halftime
32 - Wins with 200 or more rushing yards
14 - Seasons OU won at least five Big 12 games
14 - Seasons in a bowl game
11 - Seasons in which at least three OU players drafted
7 - Wins at home when scoring at least 30 points

ALL-TIME WINS

TEAM	RECORD	GAMES
1. Michigan	909-317-36	1,262
2. Texas	873-336-33	1,242
3. Notre Dame	872-303-42	1,217
4. Nebraska	862-355-40	1,257
5. Ohio State	846-316-53	1,215
6. OKLAHOMA	838-311-53	1,202
7. Alabama	835-321-43	1,200
8. Tennessee	803-359-53	1,215
9. USC	792-322-54	1,168
10. Georgia	765-405-54	1,224

ALL-TIME AP POLL LEADERS

TEAM	TOTAL WEEKS	AVG. RANK
1. Ohio State	814	8.5
2. Michigan	795	9.3
3. OKLAHOMA	746	7.4
4. Notre Dame	735	8.2
5. USC	720	8.9

POLL POSITION

In the 241 AP polls since Bob Stoops became head coach:

Weeks at No. 1	30
Weeks in the top 5	111
Weeks in the top 10	145
Total weeks	208
Longest streak	88
Weeks OU was unranked	28
Weeks OU was unranked in his first season (1999)	15
Weeks unranked in nine seasons prior to Stoops	79

OU BY THE NUMBERS

9,347 - Seats added to stadium in Stoops era
335 - TV games that showed OU
149 - Wins since 2000
125 - Double-digit wins in the Stoops era
101 - Weeks ranked No. 1 by AP (leads nation)
91 - Years played in its current stadium, including 2013
65 - NFL draft picks under Stoops
64 - National award winners produced by OU
37 - Scoring average under Stoops
36 - Undefeated home seasons
33 - All-Americans under Stoops (2.4/year)
15 - States represented on Oklahoma roster
5 - OU has played in all five BCS games

Ties to the Teams

Sooners from Texas: There are 45 players on the OU roster from the state of Texas.

Bears from Oklahoma: Inside receiver Tuswani Copeland is the lone player on the Baylor roster from Oklahoma. He hails from Lawton and went to MacArthur High School.

10-Win Seasons

- OU leads the nation with 34 seasons in which the program has won 10 or more games.
- | Team | 10-Win Seasons |
|--------------------|----------------|
| 1. OKLAHOMA | 34 |
| 2. Alabama | 32 |
| 3. Nebraska | 27 |
| 4. Michigan | 26 |
| 5. Southern Cal | 24 |
- Stoops' 11 double-digit win seasons in his first 14 as a head coach are unmatched among active FBS coaches.
 - Since Stoops' first season in 1999, only Boise State (12) has more 10-win seasons than the Sooners (11).

Team	10-Win Seasons
1. Boise State	12
2. OKLAHOMA	11
Virginia Tech	11

- In the 13 seasons prior to Stoops' arrival, the Sooners registered just two 10-win seasons, doing it in 1986 & 1987 under Barry Switzer

Fastest Coaches to 150 Wins

- With the season-opening win against ULM (8/31), head coach Bob Stoops won his 150th career game. It took him 187 contests to get there, putting himself as the sixth-fastest coach to reach 150 career wins.

Coach	Games to 150 Wins
1. Barry Switzer	180
Oklahoma 1973-88	
Fielding Yost	180
Multiple Schools 1897-1900; Michigan 1901-23, 25-26	
Gil Doobie	180
North Dakota State 1906-'07; Washington 1908-16;	
Navy 1917-19; Cornell 1920-35; Boston College 1936-38	
4. Joe Paterno	184
Penn State 1966-11	
5. Tom Osborne	186
Nebraska 1973-97	
6. Bob Stoops	187
Oklahoma 1999-present	

Big 12 Conference Domination

- Oklahoma has won eight Big 12 Conference titles (2000, 02, 04, 06, 07, 08, 10, 12), twice as many as the next program in the league (Texas).

- Since 2000, Oklahoma is 91-20 (.820) in Big 12 play, the best mark in the conference. Texas is next with an 84-27 (.757) record.
- Among BCS-automatic qualifier conference teams since 2000, OU has the best conference winning percentage, with the next-best records at Ohio State of the Big Ten, which has an 87-22 (.798) conference record, followed by Texas.

Sooners Face Tough 2013 Schedule

- With teams combining for a record of 96-60 in 2012, Oklahoma faces one of the toughest schedules in the 2013 season. In fact, college football expert Phil Steele called it the second-toughest in the country.

Team	Opp. 2012 Record	Win Pct.
1. Kentucky	103-50	.673
2. Arkansas	99-54	.647
3. Purdue	96-56	.632
3. Missouri	96-56	.632
5. Kansas	96-57	.627
6. Akron	97-58	.626
7. Florida	96-58	.623
8. Oklahoma	96-60	.615
9. Cal	93-60	.608
South Carolina	93-60	.608

Opponent	2012 Record	2013 Record
ULM	8-5	5-4
West Virginia	7-6	4-5
Tulsa	11-3	2-6
Notre Dame	12-1	7-2
TCU	7-6	3-6
Texas	9-4	6-2
Kansas	1-11	2-6
Texas Tech	8-5	7-2
Baylor	8-5	7-0
Iowa St.	6-7	1-7
Kansas St.	11-2	4-4
Oklahoma St.	8-5	7-1
Totals	96-60	53-45

Different QBs, Same Results BIG 12 CHAMPIONSHIP QBs UNDER STOOPS

Under head coach Bob Stoops, Oklahoma has won eight Big 12 titles with six different starting quarterbacks.

Year	Quarterback	Record	Bowl Game
2000	Josh Heupel	13-0	Orange*
2002	Nate Hybl	12-2	Rose
2004	Jason White	12-1	Orange**
2006	Paul Thompson	11-3	Fiesta
2007	Sam Bradford	11-3	Fiesta
2008	Sam Bradford	12-2	BCS Champ**
2010	Landry Jones	12-2	Fiesta
2012	Landry Jones	10-3	Cotton

*Won National Champ **BCS National Champion App.

SOONERS IN THE RANKINGS

Date	Record	AP	Coaches	BCS	Harris
Pre.	0-0	16	16	N/A	N/A
Sept. 3	1-0	16	15	N/A	N/A
Sept. 8	2-0	14	13	N/A	N/A
Sept. 15	3-0	14	12	N/A	N/A
Sept. 22	3-0	14	12	N/A	N/A
Sept. 29	4-0	11	10	N/A	N/A
Oct. 6	5-0	12	10	N/A	N/A
Oct. 13	5-1	18	18	N/A	17
Oct. 20	6-1	17	12	15	14
Oct. 27	7-1	13	9	10	10
Nov. 3	7-1	12	8	10	10
Nov. 10					
Nov. 17					
Nov. 24					
Dec. 1					
Final					

OKLAHOMA COACHING STAFF

- During Bob Stoops' tenure at OU, six of his assistant coaches have gone on to become head coaches at other FBS programs.
- Four former Stoops' assistants are now head coaches: Mike Leach (Washington State), Bo Pelini (Nebraska), Kevin Sumlin (Texas A&M) and Kevin Wilson (Indiana).
- Mike Stoops returned to Oklahoma in 2012 as the defensive coordinator after a seven-year stint as head coach at Arizona.
- Two current assistants played for Oklahoma, including Cale Gundy (1990-93) and Josh Heupel (1999-00).
- OU's coaches have a cumulative 48 years on the sidelines in Norman and 209 years experience total.
- The OU staff has been involved in 148 bowl games, with 133 coming as coaches and 15 as players.
- Heupel is the offensive playcaller from the press box. All other assistant coaches are on the field during the game.

Bob Stoops Head Coach
 Mike Stoops Assoc. HC/Def. Coord./Safeties
 Bobby Jack Wright Asst. HC/CB
 Cale Gundy Dir. of Recruiting/RB
 Josh Heupel Co-Off. Coord./QB
 Jay Norvell Co-Off. Coord./WR
 Tim Kish Asst. Def. Coord./LB
 Bill Bedenbaugh Offensive Line
 Jerry Montgomery Defensive Line
 Jay Boulware TE/Special Teams
 Joe Jon Finley Offensive Quality Control
 Ryan McKim Special Teams Quality Control
 Chad Walker Defensive Quality Control

Thursday Night Football

- Oklahoma's matchup at Baylor marks the 56th time in program history that the Sooners have played on Thursday night. In those games, OU has a 34-14-7 record, including a 3-0 mark under Bob Stoops.

THURSDAY GAMES UNDER STOOPS

Date	Opponent	Bowl	Result
12/31/09	Stanford	Sun	W, 31-27
09/20/07	at Tulsa	Reg. Season	W, 61-21
12/29/05	Oregon	Holiday	W, 17-14

- In regular season Thursday games, OU is 28-13-6 overall. None of those have come against Baylor.
- All-time under Stoops, the Sooners are 7-7 in games not played on Saturdays, including a 2-0 regular season mark.

OU Defeats Unbeaten Red Raiders

- Texas Tech entered its game against OU(10/26) with a 7-0 record, but the Sooners prevailed with a 38-30 win. Under Bob Stoops, six teams have come to Norman after Oct. 1 with an unblemished record and only one emerged with a win.

UNBEATEN TEAMS AT OU AFTER OCT. 1

Date	Opponent	Record (AP Rank)	OU Result
10/26/13	Texas Tech	7-0 (10)	W, 38-30
10/27/12	Notre Dame	7-0 (5)	L, 13-30
11/22/08	Texas Tech	10-0 (2)	W, 65-21
10/13/07	Missouri	5-0 (11)	W, 41-31
10/01/05	Kansas St.	3-0 (NR)	W, 43-21
10/28/00	Nebraska	7-0 (1)	W, 31-14

- Oklahoma is now 7-1 in Norman and 10-5 overall against Texas Tech under Stoops.
- OU held Texas Tech to 72 yards rushing, the fourth opponent OU has held under 100 yards this season and below Tech's average of 131.7 yards per game entering Saturday.
- With a win in his first meeting opposite TTU coach Kliff Kingsbury, Stoops has registered a 23-1 record the last 24 times he has faced a coach for the first time in a Big 12 game.
- OU's first scoring drive was the longest drive of the season for the Sooners, going 16 plays for 97 yards in 7 minutes, 36 seconds, finishing with a 15-yard TD pass by Blake Bell to Jalen Saunders.
- Oklahoma led Texas Tech 14-7 at halftime. OU is 139-9 all-time under Bob Stoops when leading at the half, including a 7-0 mark this season.

- The Sooners have won 40 consecutive games when leading at halftime, which is the third-longest active streak in the nation.

CONSECUTIVE WINS WHEN LEADING AT HALFTIME

Team	Win Streak
Oregon	58
Utah	49
Oklahoma	40
Kansas State	36
Alabama	33

Unique Plays Lift OU Past Kansas

- In Oklahoma's 34-19 win over Kansas (10/19), the Sooners scored three times in unique ways.
- The first instance came when freshman DL Matt Dimon blocked a punt that resulted in a safety.
- It was the first punt block by OU since Corey Nelson did it against Texas A&M (11/6/10) and the first team safety since last year vs. Texas (10/13/12).
- On the Sooners' ensuing possession, WR Lacoltan Bester took a pitch on a reverse and threw a 49-yard TD pass to fellow WR Sterling Shepard.
- It was OU's first TD pass by a non-QB since Mark Bradley threw a 17-yard TD pass to Mark Clayton vs. Oklahoma State (11/1/03).
- Bester was a quarterback at Kemper County High School. As a senior he completed 133-272 passes for 2,059 yards and 24 touchdowns.
- Lastly, In the fourth quarter after a Kansas TD, DT Jordan Wade blocked an extra point for the second game in a row. DB Aaron Colvin scooped the loose ball up and ran it back 98 yards for two points.

Last Thoughts from Lawrence

- Oklahoma is 9-0 vs. Kansas under Stoops, including a 4-0 mark in Lawrence.
- The Sooners are 15-0 in games immediately following the Red River Rivalry under Stoops, including 7-0 vs. Kansas.
- OU limited the Jayhawks to just 16 pass yards, the lowest total allowed by OU since Arkansas threw for 13 yards in the Cotton Bowl (1/1/2002).
- The 16 pass yards are also the fewest allowed by any team against a BCS opponent since Kentucky limited Tennessee to 15 pass yards on 11/26/11.

FEWEST PASS YARDS VS. BCS TEAM, SINCE 2012

Defense	Opponent	Date	Yards	Comp./Att.
Oklahoma	Kansas	10/19/13	16	5/13
Michigan	Illinois	10/13/12	29	7/16
Texas Tech	Kansas	11/10/12	29	6/15
South Carolina	Arkansas	10/12/13	30	4/13
Army	Temple	11/17/12	31	2/4

- DE Charles Tapper had a career-high 3.0 tackles for loss in the win and matched his career high in both tackles (6) and sacks (2.0). The 3.0 TFL by Tapper were the most by an OU player since Frank Alexander had 3.5 at Baylor (11/19/11).

OKLAHOMA'S RECORD WHEN...

	2013	Stoops
August	1-0	5-0
September	3-0	43-6
October	3-1	49-13
November	0-0	44-10
December	0-0	11-3
January	0-0	4-6
Total	7-1	156-38
In Conference...		
at home	3-0	50-3
on the road	1-0	37-14
neutral	0-1	9-6
Total	4-1	96-23
In Non-Conference...		
at home	2-0	36-2
on the road	1-0	10-4
neutral (includes bowls)	0-0	14-9
Total	3-0	60-15
Versus Ranked Opponents...		
at home	1-0	16-2
on the road	1-0	12-7
neutral (includes postseason)	0-0	20-13
Total	2-0	48-22
In Games...		
decided by 3 pts or less	1-0	12-10
decided by 7 pts or less	1-0	26-18
decided by 14 points or more	4-1	109-12
decided by 28 points or more	2-0	68-4
Leading at halftime	7-0	139-9
Leading after 3 quarters	7-0	147-7
When Scoring...		
less than 20 points	1-0	10-18
20+ points	6-1	146-20
30+ points	5-0	125-6
40+ points	1-0	78-1
50+ points	1-0	43-0
60+ points	0-0	18-0
When Allowing...		
10 or fewer points	2-0	59-1
20 or fewer points	5-0	107-6
25+ points	1-1	27-26
With...		
400+ yards total offense	6-0	108-11
500+ yards total offense	2-0	58-2
600+ yards total offense	1-0	20-1
less than 100 yards rush	0-0	26-18
100+ yards rushing	7-1	130-20
200+ yards rushing	6-0	60-1
300+ yards rushing	2-0	15-0
100-yard rusher	3-0	74-6
100-yard rusher/receiver	0-0	31-0
less than 200 yards pass	4-1	36-10
300+ yards passing	1-0	66-12
400+ yards passing	1-0	19-2
500+ yards passing	0-0	3-0
300-yard passer	1-0	58-9
400-yard passer	1-0	15-2
500-yard passer	0-0	3-0
no turnovers	2-0	35-2
When Allowing...		
less than 200 total yards	1-0	26-1
less than 300 total yards	3-0	90-4
less than 400 total yards	6-0	134-17
400+ yards total offense	1-1	22-21
less than 100 yards rush	4-0	87-5
100+ yards rush	3-1	69-33
less than 100 yards pass	1-0	27-1
less than 200 yards pass	4-1	87-9
less than 300 yards pass	6-1	142-25
300+ yards pass	1-0	14-13

Sooners Don't Get Beat Twice

- After the 36-20 loss to Texas (10/12), Oklahoma bounced back with a 34-19 win at Kansas (10/19). OU has not lost back-to-back regular season games since Oct. 2 and 9, 1999, Bob Stoops' debut season.
- In that span, Oklahoma is a perfect 30-0 in the regular season following a regular season loss.

OU's Big 12 Win Streak Snapped

- With the 36-20 loss to Texas (10/12), OU's Big 12 win streak ended at 10 games dating back to 2012.
- The winning streak was the third-longest in program history, trailing a 17-game streak from 2003-05 and a 13-game run from 2000-01.

Tallying up the Tackles

- Against Texas (10/12), OU had three players with 10 or more tackles for the first time since a 27-24 win vs. Air Force (9/18/10).
- Freshman LB Dominique Alexander recorded career highs of 19 tackles and 1.0 TFL.
- Alexander's total was the highest by a Sooner since LB Travis Lewis had 19 vs. Texas (10/11/08) and are the most by a Big 12 player this season.
- LB Frank Shannon had a career-high 16 tackles and also forced the first fumble of his career.
- DL Chuka Ndulue set a career high with 15 tackles. The last time an OU defensive lineman had double-digit tackles was Jeremy Beal with 10 against Oklahoma State (11/28/10).
- Ndulue's 15 tackles were the most by a Sooner defensive end since Reggie Barnes had 15 vs. Colorado (10/27/90).

Takeaways From TCU

- OU started 5-0 for the ninth time under Stoops, including three times in the last four years, with a 20-17 win over TCU (10/5).
- Dating back to the Notre Dame game (9/28/13) and into the third quarter against TCU (10/5), Oklahoma's defense forced 10 straight three-and-outs. That's the longest streak by OU since at least before the 2003 season (drive charts not readily available prior to 2003 season).
- TCU ran just 53 plays, the fewest by an OU foe since Oklahoma State (11/28/09) ran 52.

Notes from Notre Dame

- OU started 4-0 for the ninth time under Stoops, including three times in the last four years, after a 35-21 win at Notre Dame (9/28).
- OU is now 2-9 all-time against Notre Dame, recording its first win against the Fighting Irish since a 40-0 win on Oct. 27, 1956.
- OU became the first current member of the Big 12 to defeat Notre Dame since Texas posted a 21-17 win in the Cotton Bowl (1/1/70).

- The victory snapped Notre Dame's 10-game home winning streak.

Defense Leads the Way at ND

- Oklahoma entered the Notre Dame game (9/28) with three INTs on the season and had three in the first half. The last time OU had three INTs in a game was last year vs. Texas Tech (10/6/12).
- LB Corey Nelson returned his INT 24 yards for a touchdown. It was the first INT for a TD by OU since Javon Harris returned a pick 46 yards against Texas Tech (10/6/12) and the first by an OU LB since Curtis Lofton's 45-yard return against Utah St. (9/15/07).
- With interceptions by Nelson and Frank Shannon, it marked the first time OU had multiple LBs with an INT in the same game since Ryan Reynolds and Keenan Clayton did it against BYU (9/5/09).

Avenging the Loss

- Dating back to the 2009 season, Oklahoma has won nine straight games over opponents that it lost to in the previous season.

Date	Result	Opponent	Date	Result
10/17/09	L, 13-16	Texas	10/02/10	W, 28-20
11/07/09	L, 3-10	Nebraska	12/04/10	W, 23-20
11/21/09	L, 13-41	Texas Tech	11/13/10	W, 45-7
10/23/10	L, 27-36	Missouri	09/24/11	W, 38-28
11/06/10	L, 19-33	Texas A&M	11/05/11	W, 41-25
10/22/11	L, 38-41	Texas Tech	10/06/12	W, 41-20
11/19/11	L, 38-45	Baylor	11/10/12	W, 42-34
12/03/11	L, 10-44	Oklahoma St.	11/24/12	W, 51-48
10/27/12	L, 13-30	Notre Dame	09/28/13	W, 35-21

Notes on Bell's Historic First Start

- Redshirt junior QB Blake Bell made the first start of his career against Tulsa (9/14) and completed 27 of 37 passes for 413 yards and four touchdowns, all career highs. He also ran 10 times for 24 yards.
- Bell's 413 pass yards were the most by an OU QB in his first career start, passing Sam Bradford's record of 363 yards vs. North Texas (9/1/07).

MOST PASS YARDS, FIRST START AT OU

Yds.	Player	Opponent	C/A	TD	INT
413	Blake Bell	Tulsa (9/14/13)	27/37	4	0
363	Sam Bradford	No. Texas (9/1/07)	39/60	4	0
353	Josh Heupel	Indiana St. (9/11/99)	31/40	5	1
343	Jason White	Baylor (10/20/01)	52/73	5	1
286	Landry Jones	Idaho St. (9/12/09)	23/33	4	0

- Bell's 437 yards of total offense (413 pass, 24 rush) was the ninth-highest total in OU history. He joins Landry Jones and Sam Bradford as the only three OU players with 430 yards of total offense or more.
- The four passing touchdowns are tied for the most by a Big 12 player this season.

STOOPS' ERA DEFENSIVE TDs

2013
 Geneo Grissom 54-yd INT vs. Texas (10/12)
 Corey Nelson 24-yd INT at Notre Dame (9/28)

2012
 Javon Harris 46-yd INT at Texas Tech (10/6)

2011
 Jamell Fleming 56-yd FR vs. Texas (10/8)
 David King 19-yd FR vs. Texas (10/8)
 Demontre Hurst 55-yd INT vs. Texas (10/8)
 Tom Wort 22-yd FR vs. Ball State (10/1)

2010
 Tony Jefferson 22-yd INT vs. Connecticut (1/1/11)
 Jamell Fleming 55-yard INT vs. Connecticut (1/1/11)
 Ronnell Lewis 12-yard INT at Baylor (11/20)

2009
 Brian Jackson 52-yard FR vs. Texas A&M (11/14)
 Dominique Franks 85-yard INT at Kansas (10/24)
 Frank Alexander FR in end zone vs. Idaho State (9/12)

2008
 Dominique Franks 39-yard FR at Texas A&M (11/8)
 Dominique Franks 18-yard INT vs. Nebraska (11/1)

2007
 Lendy Holmes 63-yard INT vs. Texas Tech (11/17)
 Curtis Lofton 12-yard FR vs. Missouri (10/13)
 Curtis Lofton 45-yard INT vs. Utah State (9/15)
 Reggie Smith 61-yard FR vs. Miami (9/8)
 Nic Harris 24-yard INT vs. North Texas (9/1)

2006
 Marcus Walker 33-yd. INT vs. Boise State (1/1/07)
 Reggie Smith 42-yd. INT vs. Baylor (11/18)
 Zach Latimer 22-yd. INT vs. Middle Tenn. St. (9/23)

2005
 Chijioke Onyenegecha 63-yd. INT vs. Neb. (10/29)
 D.J. Wolfe 65-yd. INT vs. Kansas (10/15)
 Clint Ingram 48-yd. INT vs. Tulsa (9/10)

2004
 Lance Mitchell 28-yd. FR vs. Kansas (10/23)

2003
 Derrick Strait 17-yd. FR vs. Texas A&M (11/8)
 Jonathan Jackson 21-yd. INT vs. Texas (10/11)
 Eric Bassey 34-yd. INT vs. UCLA (9/20)

2002
 Derrick Strait 75-yd. INT vs. Baylor (11/16)
 Antonio Perkins 50-yd. INT vs. UTEP (9/14)
 Michael Hawkins 45-yd. INT vs. UTEP (9/14)
 Eric Bassey 45-yd. FR vs. Alabama (9/7)

2001
 Teddy Lehman 2-yd. INT vs. Texas (10/6)
 Roy Williams 18-yd. FR vs. Kansas State (9/29)
 Cory Heinecke 69-yd. FR vs. Air Force (9/1)
 Rocky Calmus 14-yd. FR vs. North Carolina (8/25)
 Derrick Strait 47-yd. INT vs. North Carolina (8/25)

2000
 J.T. Thatcher 85-yd. INT vs. Texas Tech (11/18)
 Torrance Marshall 41-yd. INT vs. Texas A&M (11/11)
 Derrick Strait 32-yd. INT vs. Nebraska (10/28)
 Rocky Calmus 41-yd. INT vs. Texas (10/7)
 Roy Williams 35-yd. INT vs. UTEP (9/2)

1999
 Mike Woods 43-yd. INT vs. Oklahoma State (11/27)

- Bell's 281 passing yards in the first half were the 11th most in a first half by a Sooner quarterback and second-most by an OU QB in the first half of his first career start.
- Bell became the fourth OU quarterback to throw for over 400 yards in a game, joining Landry Jones, Sam Bradford and Josh Heupel.

OU Beats WVU in Big 12 Opener

- Oklahoma opened the 2013 Big 12 schedule with a 16-7 win over West Virginia (9/7). OU is now 4-2 all-time against WVU and 3-1 vs. them in Norman.
- After combining for 99 points last season in a 50-49 OU win, OU and WVU combined for 23 points. The 76-point differential is the second-highest in back-to-back seasons against the same opponent since going for a combined 90 points against Nebraska in 2008 followed by a 13-point combined output in 2009.

Sooners Rush for Over 300 Yards

- OU is 15-0 when rushing for over 300 yards under Stoops. The Sooners totaled 305 yards in the opener against ULM (8/31) and followed that with 316 against West Virginia (9/7).
- OU recorded back-to-back 300-yard rushing games for the first time since doing so against Texas (321) and Baylor (397) in October 1997.

300-YARD RUSHING GAMES UNDER STOOPS

Date	Opponent	Att.	Yds.	Avg.	TD
11/13/99	Iowa State	39	301	7.7	2
08/30/02	Tulsa	42	378	9.0	4
11/23/02	Texas Tech	61	329	5.4	5
11/08/03	Texas A&M	61	342	5.6	5
10/09/04	Texas	52	301	5.8	1
11/20/04	Baylor	47	302	6.4	3
11/26/05	Oklahoma St.	43	354	8.2	3
09/15/07	Utah State	39	343	8.8	3
11/24/07	Oklahoma St.	56	307	5.5	3
11/08/08	Texas A&M	38	328	8.6	4
10/16/10	Iowa State	56	325	5.8	4
09/08/12	Florida A&M	41	349	8.5	8
10/13/12	Texas	51	343	6.7	6
08/31/13	ULM	50	305	6.1	1
09/07/13	West Virginia	57	316	5.5	0

Sooners Win Season Opener

- With a 34-0 win over ULM (8/31), OU moved to 91-22-6 all-time in season openers and 48-9-5 in home openers overall.
- OU is 13-2 in season openers under Bob Stoops.
- OU is 5-0 under Stoops in the month of August, outscoring foes by a combined 206-32 margin.
- OU forced six three-and-outs. Of ULM's 15 drives, 11 were four plays or fewer and none went for more than eight plays.

- OU held ULM QB Kolton Browning, the preseason Sun Belt Offensive Player of the Year, to 128 yards passing and no touchdowns. Browning totaled 131 yards of total offense vs. OU after averaging 295 yards last season.
- OU held ULM to 38 rushing yards, the lowest total by an OU opponent since Texas (10/8/11) had 36 yards.

Shutouts Under Stoops

- With the season-opening 34-0 win over ULM (8/31), OU has 14 shutouts under Bob Stoops.

Date	Opponent	Score
09/11/99	Indiana State	49-0
11/06/99	Missouri	37-0
11/03/01	Tulsa	58-0
08/30/02	Tulsa	37-0
09/14/02	UTEP	68-0
11/08/03	Texas A&M	77-0
10/09/04	Texas	12-0
11/20/04	Baylor	35-0
09/23/06	Middle Tenn. State	59-0
09/12/09	Idaho State	64-0
09/19/09	Tulsa	45-0
11/28/09	Oklahoma State	27-0
10/16/10	Iowa State	52-0
08/31/13	ULM	34-0

Knight Wins in Sooners' Debut

- QB Trevor Knight started for OU against ULM (8/31), becoming the first freshman to get the nod in a season opener since Sam Bradford started in a 79-10 win vs. North Texas (9/1/07).
- Knight was the 14th freshman QB overall to start a game at Oklahoma, and the fourth to start a season opener.

OU FRESHMAN QBs TO WIN A SEASON OPENER

Trevor Knight San Antonio, Texas RS-Freshman
 W 34-0 vs. ULM (8/31/13) Rush: 13-103, Pass: 3 TDs

Sam Bradford Oklahoma City, Okla. RS-Freshman
 W 79-10 vs. N.Texas (9/1/07) Pass: 21-23, 363 yds, 3 TDs

Eric Moore Dallas, Texas RS-Freshman
 W 38-22 vs. San Diego St. (9/9/95) Pass: 11-22, 143 yds

Steve Collins Ennis, Texas RS-Freshman
 W 73-3 vs. NM St. (9/2/89) Pass: 3-6, 18 yards

- Against ULM, Knight ran 13 times for 103 yards and was 11-28 passing for 86 yards and 3 TDs.
- Knight became the second QB under Stoops to run for 100 yards, joining Jason White who had 117 yards on 12 rushes at Kansas (10/13/01).
- Knight is the first OU freshman QB to rush for 100 yards since Steven Collins had 135 yards vs. Kansas State (11/11/89).

- Knight's 103 rushing yards were the second-most by an OU QB in his first-career start behind Steve Davis's 110 yards vs. Baylor (9/15/73).
- Knight is the 10th player and third QB in Sooner history to rush for 100+ yards in a career debut.
- Knight's three TD passes tied Sam Bradford for the most by an OU freshman QB in a debut.

About the Offense

- Under Stoops, OU has produced career leaders in passing, receiving, total offense and all-purpose yards, four top-10 career rushers and season record holders in rushing, passing, total offense and receiving yards.
- Stoops' teams have set over 65 school records.
- OU has scored in 196 straight games (11/7/98).
- Since Stoops' arrival, Oklahoma has scored 7,092 points - an average of 36.6 per game.
- OU is the highest-scoring team in history with 32,730 points in 1,202 games, while Nebraska is next with 31,652 points in 1,256 games.

Bell as the Starter

- QB Blake Bell has completed over 64 percent of his passes in his six starts, throwing eight TDs and three INTs, averaging 7.12 yards per attempt.

BELL'S GAME-BY-GAME STARTS

Opp.	Yards	Comp./Att. (%)	TD	INT	Rate
Tulsa	413	27/37 (73.0%)	4	0	202.4
Notre Dame	232	22/30 (73.3%)	2	0	160.3
TCU	152	20/31 (64.5%)	0	0	105.7
Texas	133	12/26 (46.2%)	0	2	73.7
Kansas	131	15/25 (60.0%)	2	1	122.4
Texas Tech	249	14/22 (63.6%)	2	0	188.7
TOTALS	1310	110/171 (64.3%)	10	3	144.5

- On the year, Bell is fifth in the conference in pass efficiency (143.1) and sixth in both total offense (199.1) and passing yards per game (168.5).
- In 2013, Bell has 15 runs of 10 yards or more, while fellow QB Trevor Knight has eight of his own. OU QBs had four runs of 10+ yards during the entire 2012 season.

Big Plays for the "Claymaker"

- Senior RB Brennan Clay ranks eighth in the Big 12 with 67.2 rushing yards per game.
- Against TCU (10/5), Clay had a 76-yard TD run and finished with 111 yards on nine carries to earn the third 100-yard game of his career and second of the season.
- The 76-yard run was the longest of Clay's career, surpassing a 41-yarder he had last year against Kansas (10/20/12). It was also the longest run by an OU player since Damien Williams' 95-yard run last year vs. Texas (10/13/12).

- With a 33-yard rush in the first quarter against West Virginia (9/7), Brennan Clay eclipsed the 1,000-yard career rush mark, becoming the 70th Sooner to do so. Clay finished with 22 rushes for a career-high 170 yards on the night.
- The previous career best of 157 rushing yards by Clay came last year at Iowa State (11/3/12).
- The 170 yards were the most by a Sooner since DeMarco Murray went for 208 yards in the season opener against Utah State (9/4/10).

Saunders Stepping Up

- Senior WR Jalen Saunders leads the Sooners in receptions (35), receiving yards (431) and is tied for the team lead with five touchdown catches.
- He ranks eighth in the Big 12 with a 9.2 punt return average and is ninth with 4.4 receptions per game.
- Against Texas Tech (10/26), Saunders finished with six receptions for 153 yards, his fifth 100-yard game as a Sooner and the 10th of his career.
- Saunders' 153 yards all came in the second quarter, setting a school record for receiving yards in a quarter. The previous record was held by Malcolm Kelly vs. Middle Tennessee (9/23/06) he had 134 yards in the first quarter.
- Saunders' 153 receiving yards is also the fifth-highest total in a first half in OU history and the most since Ryan Broyles had 165 yards against Iowa State (10/16/10).
- With two touchdown receptions, Saunders recorded the fifth multi-touchdown reception game of his career and second of the season. He also had two against ULM (8/31).
- Saunders' 76-yard touchdown tied his career long as a Sooner with a 76-yard reception last season at West Virginia (11/17/12).

Shepard Matching Father's Marks

- Sophomore WR Sterling Shepard is tied for the team lead in TD receptions (5) and is second in receptions (33) and receiving yards (391).
- Shepard's late father, Derrick Shepard, lettered at OU from 1983-86. He finished with 76 catches for 1,237 yards and eight TDs. And now Sterling is close to matching those totals.

SHEPARD COMPARISON

Name	Receptions	Rec. Yards	TD Catches
Sterling	78	1,012	8
Derrick	76	1,237	5
TOTALS	154	2,249	13

- Shepard finished with five catches for 43 yards against Texas Tech (10/26) to become the 31st player in OU history with 1,000 receiving yards.
- Shepard has a pair of multi-touchdown games in his career, with both coming this year against Tulsa (9/14) and Kansas (10/19).

- Against Tulsa, Shepard finished with a career-high eight catches for a career-best 123 yards.

Reynolds Joins 1,000-Yard Club

- Jaz Reynolds went over 1,000 career receiving yards this year, doing so on an 82-yard completion against Tulsa (9/14). Reynolds has 1,124 yards in his career.
- Reynolds' 109-yard receiving total was his third career 100-yard game and first since catching seven passes for 114 yards at Baylor (11/19/11).
- Reynolds' 82-yard reception was the longest non-scoring catch, and fifth longest non-scoring play, in Sooner history.
- Reynolds' reception was OU's longest since Cameron Kinney caught an 86-yard pass thrown by Landry Jones at Oklahoma State (11/27/10).
- The 82-yard reception was the second-longest all-time at Owen Field behind an 86-yard catch by Wahoo McDaniel vs. West Virginia (9/27/58).

Williams Over 1,000 Career Yards

- Senior RB Damien Williams ranks second on the team and 10th in the Big 12 with 58.9 rushing yards per game.
- Against Texas Tech (10/26), Williams gained a game-high 97 yards on 19 carries and scored two rushing TDs. He has three multi-rushing TD games and four multi-TD games in his career.
- Williams rushed for 66 yards on 16 carries against ULM (8/31) to go over the 1,000 yard mark for his career, becoming the 69th Sooner to do so.

Bester Does it All

- Senior WR Lacoltan Bester has a receiving touchdown, a rushing touchdown and a passing touchdown this season. He is one of 12 FBS players, and five WRs, to do that this year.

PLAYERS WITH RUSH, REC. AND PASS TD IN 2013

Name	School	POS.	RUSH	REC.	PASS
Lacoltan Bester	OU	WR	1	1	1
Devin Fuller	UCLA	WR	1	4	1
Jameon Lewis	Miss. St.	WR	3	4	2
Tommylee Lewis	N. Illinois	WR	1	3	1
Adam Shapiro	NMSU	WR	1	2	1
Kain Colter	NW	QB	4	1	4
Brett Hundley	UCLA	QB	6	1	16
Jordan Lynch	N. Illinois	QB	12	1	19
Tanner Price	WAKE	QB	3	1	12
Dak Prescott	Miss. St.	QB	10	2	5
Jonathan Williams	ARK	RB	4	2	1
Kenny Williams	TTU	RB	8	1	1

- Bester is the first Sooner to accomplish the feat since Joe Wylie did it in 1970

- The latest for Bester was the rushing TD against Texas Tech (10/26) where he took a reverse pitch running right, looked to throw, pulled it down, reversed field and used his blockers to score from 35 yards out. It was the first carry of his career.
- Bester had the first TD reception of his career at Notre Dame (10/28) and then threw a TD pass to Sterling Shepard at Kansas (10/19).
- On the year, Bester is third on the team in receptions (14), receiving yards (193) and tied for third with his one TD catch.

Ikard Excelling On and Off the Field

- Senior offensive lineman Gabe Ikard has enjoyed success both on and off the field in 2013.
- After starting the year as a preseason first-team All-American by SI.com and ESPN.com, Ikard validated those accolades by being named a midseason first-team All-American by CBS Sports, *Sports Illustrated* and *USA Today*.
- Off the field, Ikard has been named one of 16 winners of the National football Foundation Scholar-Athlete Awards and is a finalist for the William V. Campbell Trophy, awarded to the best scholar-athlete in the nation.
- He's also a nominee for the Wuerffel Trophy and a candidate for the Senior CLASS Award.

About the Defense

- OU has forced at least one turnover in 168 of 194 games over the last 15 seasons - 86.6% of games played in that span.
- The Sooner defense has at least one interception in 73.2% of its games (142 of 194) under Stoops.
- Under Stoops, the OU defense has given up an average of just 18.9 points per game.
- DB Gabe Lynn is tied for third in the Big 12 with 0.38 interceptions per game ... DE Charles Tapper is fourth with 0.56 sacks per game and 16th with 0.75 TFL per contest ... DB Zack Sanchez has broken up 1.25 passes per game to rank fifth ... LB Frank Shannon ranks 14th with 6.6 tackles per game

Mike Stoops Guides Defense

- OU associate head coach and defensive coordinator Mike Stoops is back for his second season on the coaching staff after previously guiding the OU 'D' from 1999-03.
- With the shutout in the 2013 opener over ULM, Stoops' defenses have posted six shutouts, including five in his first stint in Norman.
- In his first stint at OU, four of Stoops' five defenses finished No. 7 or better nationally in scoring defense and top 10 for total defense.
- From 2000-03, Stoops' defenses also finished

in the top 25 in pass defense and rush defense every season and in pass efficiency defense and turnovers forced twice.

- In addition, Stoops is the only coach to have an athlete win both the Nagurski and Thorpe awards in the same season, doing so twice with Roy Williams in 2001 and Derrick Strait in 2003.

Defensive TDs at 45 in Stoops Era

- Oklahoma has recorded 45 defensive touchdowns under Bob Stoops.
- Thirteen TDs have come via fumble return.
- The defense has scored at least one touchdown in all of Stoops' 15 seasons.

About the Special Teams

Oklahoma's special teams under Bob Stoops ...

- There have been 30 special teams touchdowns, which have come via five different kinds of plays -- punt returns, fake field goals, blocked punts, kickoff returns and a fake punt.
- Special teams also owns five safeties in that span and a defensive PAT.
- Oklahoma has returned eight kickoffs and 18 punts for touchdowns and has blocked 30 kicks.

Many Happy Returns

Information on returns during the Stoops era ...

- Kickoff Returns -- 124 returns of 25 yards or more with eight touchdowns.
- Punt Returns -- 77 returns of 15 or more yards with 18 touchdowns.
- Interception Returns -- 99 returns of 10 or more yards with 26 touchdowns.
- Fumble Returns -- 10 returns of 15 or more yards with 12 touchdowns.

Hunnicutt Through the Uprights

- Having made 16 of 18 field goals this year, junior kicker Michael Hunnicutt is fourth in the FBS in field goals made.

MOST FIELD GOALS MADE, FBS PLAYERS

Player	Team	FGM	FGA	PCT.
Ryan Bustin	Texas Tech	19	22	.864
Zane Gonzalez	Arizona St.	17	20	.850
Niklas Sade	NC State	17	19	.895
Michael Hunnicutt	Oklahoma	16	18	.889
Brad Craddock	Maryland	15	18	.833
Kyle Fischer	La. Tech	15	20	.750

- Of players with at least 15 field goal attempts this year, Hunnicutt ranks third in the country with a mark of 88.9 percent.

BEST FIELD GOAL PCT., MIN. 15 ATT.

Player	Team	FGM	FGA	PCT.
Jeremiah Detmer	Toledo	14	15	.933
Niklas Sade	NC State	17	19	.895
Michael Hunnicutt	Oklahoma	16	18	.889
Jeff Budzien	Northwestern	14	16	.875
Marshall Morgan	Georgia	13	15	.867

- Hunnicutt also ranks third in the Big 12 with 9.2 points per game.
- Against Texas Tech (10/26), he became the 11th member of the 300-point club at Oklahoma.

OKLAHOMA'S CAREER SCORING LEADERS

Points	Player	Pos.	Years	TD	FG	PAT
390	DeMarco Murray	RB	2007-10	65	0	0
342	Steve Owens	RB	1967-69	57	0	0
328	R.D. Lashar	K	1987-90	0	44	196
321	Tim Lashar	K	1983-86	0	48	177
318	Billy Sims	RB	1975-79	53	0	1
313	Tim Duncan	K	1999-01	2	48	157
310	Garrett Hartley	K	2004-07	0	47	169
306	Jimmy Stevens	K	2008-11	0	42	180
306	Quentin Griffin	RB	1999-01	51	0	0
306	Trey DiCarlo	K	2002-04	0	43	177
300	Michael Hunnicutt	K	2011-13	0	54	138

- With two field goals against Texas (10/12), Hunnicutt now has 17 multi-field goal games in his career, extending his own school record.
- With a 39-yard field goal in the first quarter against TCU (10/5), Hunnicutt set the Oklahoma school record with his 49th career field goal. It broke a tie he held with Tim Duncan (1999-01) and Tim Lashar (1983-86).
- Hunnicutt is now 54-63 (.857) for his career on field goals.

Boomers from Barnett

- Jed Barnett, a transfer from Laney College, has averaged 42.5 yards per punt in 2013, ranking seventh in the Big 12.
- Of his 39 punts, 15 have been fair caught and 14 have landed inside the 20-yard line.
- Six of Barnett's punts have gone for at least 50 yards, including a career-long 56-yarder against Texas Tech (10/26).

SPECIAL TEAMS SCORING PLAYS

During the Stoops era ...

2013

- J. Wade XP Block, A. Colvin 98-yard Def. PAT at Kansas (10/19) (2 pts.)
- Matt Dimon blocked punt at Kansas (10/19) (safety)

2012

- Jalen Saunders 81-yard PR vs. Oklahoma State (11/24) (TD)
- Justin Brown 90-yard PR vs. Kansas (10/20) (TD)
- Roy Finsh 100-yard KOR vs. Kansas (10/20) (TD)

2010

- Fumble on KOR out of end zone at Baylor (11/20) (safety)
- Corey Nelson blocked punt at Texas A&M (11/6) (safety)
- Javon Harris blocked punt vs. Colorado (10/30) (safety)

2009

- R. Broyles 87-yd. PR vs. Oklahoma State (11/28) (TD)

2008

- Ryan Broyles 68-yard PR vs. Kansas State (10/25) (TD)

2007

- DeMarco Murray 91-yard KOR vs. Baylor (11/10) (TD)
- DeMarco Murray 81-yard KOR vs. Tulsa (9/20) (TD)

2006

- Juaquin Iglesias 88-yard KOR vs. Baylor (11/18) (TD)
- Jason Carter blocked punt vs. Missouri (10/28) (safety)
- Reggie Smith 61-yard PR vs. Middle Tenn. (9/23) (TD)

2004

- Mark Clayton 50-yard PR vs. Oklahoma State (10/30) (TD)
- Antonio Perkins 51-yard PR vs. Houston (9/11) (TD)

2003

- Antonio Perkins 69-yard PR vs. Missouri (10/18) (TD)
- Mark Bradley 100-yard KOR vs. Iowa State (10/4) (TD)
- Antonio Perkins three PR for TD (74, 84, 65) vs. UCLA (9/20)
- Faked PAT, Matt McCoy rush vs. Fresno State (9/13) (2 pt.)

2002

- Antonio Perkins 51-yard PR vs. Wash. St. (1/1/03) (TD)
- Will Peoples recovered BP vs. Texas Tech (11/23) (TD)
- Terrance Simms recovered BP vs. Iowa State (10/19) (TD)
- Fake FG, C. Chester 14-pass fr. H.M. McCoy vs. MU (10/5) (TD)
- Antonio Perkins 82-yard PR vs. UTEP (9/14) (TD)
- Antonio Perkins 91-yard PR vs. Tulsa (8/30) (TD)

2001

- Fake FG, K Tim Duncan 10-run vs. Texas A&M (11/10) (TD)
- Fake P, H. Wall 33-pass fr. A. Savage vs. KSU (9/29) (TD)
- Antwone Savage 88-yard KOR vs. N. Carolina (8/25) (TD)

2000

- J.T. Thatcher 60-yard PR vs. Baylor (11/4) (TD)
- J.T. Thatcher 66-yard PR vs. Arkansas State (9/9) (TD)

1999

- Brandon Daniels 89-yd. KOR at Notre Dame (10/2) (TD)
- Fake FG, K.T. Duncan 4-pass fr. P. Fletcher vs. Texas (10/9) (TD)
- Jarrair Jackson 70-yard PR vs. Missouri (11/6) (TD)
- J.T. Thatcher 81-yard PR vs. Oklahoma State (11/27) (TD)



SOONERS IN THE NFL

There are currently 28 former Sooners on active NFL rosters, including injured reserve and practice squad.

- | | |
|--------------------------|---------------------------------|
| Frank Alexander | Carolina Panthers |
| Sam Bradford | St. Louis Rams |
| Justin Brown | Pittsburgh Steelers (PS) |
| Ryan Broyles | Detroit Lions |
| Quinton Carter | Denver Broncos (IR) |
| Chris Chester | Washington Redskins |
| Keenan Clayton | Oakland Raiders |
| Jamell Fleming | Jacksonville Jaguars |
| Dominique Franks | Atlanta Falcons |
| Jermaine Gresham | Cincinnati Bengals |
| James Hanna | Dallas Cowboys |
| Garrett Hartley | New Orleans Saints |
| Demontre Hurst | Chicago Bears (PS) |
| Tony Jefferson | Arizona Cardinals |
| Lane Johnson | Philadelphia Eagles |
| Landry Jones | Pittsburgh Steelers |
| Davin Joseph | Tampa Bay Buccaneers |
| David King | Cincinnati Bengals (PS) |
| Travis Lewis | Detroit Lions |
| Phil Loadholt | Minnesota Vikings |
| Curtis Lofton | New Orleans Saints |
| Gerald McCoy | Tampa Bay Buccaneers |
| Stacy McGee | Oakland Raiders |
| DeMarco Murray | Dallas Cowboys |
| Adrian Peterson | Minnesota Vikings |
| Donald Stephenson | Kansas City Chiefs |
| Kenny Stills | New Orleans Saints |
| Casey Walker | Carolina Panthers (PS) |
| Trent Williams | Washington Redskins |

Drafted players | IR - Injured Reserve | PS - Practice Squad

Stoops on SiriusXM

- Head coach Bob Stoops does a weekly segment on SiriusXM at 2:30 p.m. CT on Tuesdays. A rebroadcast of Sooner Sports Talk with Coach Stoops can be heard at 8 p.m. CT on Wednesday.
- Both interviews can be heard on College Nation - SiriusXM channel 91.



Sooner Sports TV

- In 2012, Oklahoma and FOX Sports agreed to a 10-year multimedia programming partnership featuring "Sooner Sports TV powered by FOX Sports."
- This multi-platform network that provides for immediate and wide distribution of at least 1,000 hours of Sooner sports programming annually on a variety of FOX Sports outlets
- "Sooner Sports TV powered by FOX Sports" has an immediate distribution reach of approximately 9 million TV homes in Oklahoma, Texas, Arkansas and Louisiana with potential for future growth."
- OU Director of Athletics Joe Castiglione: "This really gives us the best of all possible worlds. We'll have substantial OU branding and programming along with immediate and full distribution for fans throughout Oklahoma, Texas, our region through a variety of FOX platforms. The exciting part is it also gives us a chance to grow along with our media partner. We really thought this approach would serve our fans the best way possible."

OU Football on Sooner Sports TV

Date	Time	Program	Channel
11/4	12 p.m.	Sooner FB Press Conference	FSOK/FCS
11/6	7 p.m.	Sooner Sports Talk	FSOK
11/7	5:30 p.m.	Sooner Sports Game Day	FSOK/FCS
	10 p.m.	Sooner Sports Overtime	FSOK/FCS
11/8	10 p.m.	Sooner FB w/ Bob Stoops	FSOK

FSOK - Fox Sports Oklahoma;
FCS - Fox College Sports;
FSSW - Fox Sports Southwest;
FSSW+ - Fox Sports Southwest Plus



15 Years Together - BCS

- In his 15th year as head coach at Oklahoma, Bob Stoops has worked the entire time with President David Boren and Director of Athletics Joe Castiglione.
- It's the longest active pairing between an FBS president, athletics director and head football coach.

Best Program of the BCS Era

The Sept. 17, 2012, "Franchise Issue" of *ESPN The Magazine* sought to find the best program in the BCS era. Sooners fans will be pleased with the results as Oklahoma was chosen as the No. 1 team.



Top 5 Programs of the BCS Era

1. **OKLAHOMA**
2. Ohio State
3. Alabama
4. LSU
5. Texas

ESPN the Magazine created three major categories of FBS success (on-field success, off-field success, traditions of success), then split them into nine factors (see below). Oklahoma ranked near the top in almost every category:

- Strength of Schedule (No. 1) - Average strength of schedule since 2003.
- Stadium Edge (No. 2) - *SportsNation* poll results for game-day experience; home win percentage; differential between home and road win percentages.
- Title Track (No. 2) - National titles [since 1936, emphasizing BCS era]; BCS bowl bids and wins; league titles; years in final AP Top 25 poll and AP top 10.
- Head Coach (No. 3) - Tenure [CFB and NFL]; winning percentage; average turnover margin and average penalties per game [all since 2001].
- Player Success (No. 7) - NFL draft picks [weighted by round]; Heisman winners [all].
- Recruiting (No. 10) - Total ESPN 150 signees [since 2007].
- Football Revenue (No. 12) - 2010 figures, per U.S. Department of Education.
- Academics (No. 33) - *US News and World Report* ranking in 2012; Academic Progress Rate in 2010-11.
- NCAA Violations (Grade: B) - Grade based on severity of sanctions since 1998.



- Oklahoma's all-time record stands at 838-311-53 (.719) in 119 seasons.
- Since WWII, OU leads the nation with 593 victories.
- The Sooners have captured seven national championships (1950, 1955, 1956, 1974, 1975, 1985, 2000).
- OU has 46 bowl appearances (No. 7 nationally) with 27 bowl victories (No. 4 nationally) and an all-time record of 27-18-1 (.598).
- OU has 44 conference championships, including eight Big 12 titles overall (no other school has more than three).
- Oklahoma is the only program in FBS history to have four coaches with 100 or more wins.
- With a 69-13 win over Florida A&M (9/8/12), Oklahoma became the first program in college football history to break the 32,000-mark in all-time points scored. No program has scored more points than OU.
- OU has 153 All-Americans and 73 consensus All-Americans, including NCAA career receptions leader Ryan Broyles in 2011.
- Under Stoops, OU has had 33 All-Americans, including 23 consensus. Of the 33 players, 15 were on offense, 16 on defense and two on special teams spanning 14 different positions.
- Oklahoma boasts five Heisman winners. Sooners have also won the Bednarik (1), Butkus (4), Camp (4), Lombardi (3), Maxwell (2), Nagurski (2), O'Brien (3), Outland (5), Tatupu (1), Thorpe (3) and Unitas (1).
- Sooner teams have gone undefeated 14 times in program history, the latest being in 2000.
- Oklahoma's 47-game win streak from 1953-57 is still the NCAA D-I record.
- Oklahoma has had 116 Academic All-Big 12 honorees under Stoops.
- The Sooners have gone 85-5 at home in Stoops' 15 seasons. In all, Oklahoma has won 81 percent of its home games since Gaylord Family – Oklahoma Memorial opened in 1923.
- Oklahoma has played in front of 90 consecutive home sellouts - every game of Stoops' tenure.
- Including the six Sooners picked in the 2013 NFL Draft, OU has had 363 players picked all-time in the draft.
- Oklahoma has 43 first-round picks, including three No. 1 overall selections.
- In 2010, Sooners were chosen with three of the first four picks in the draft, with QB Sam Bradford at No. 1, DT Gerald McCoy at No. 3 and OT Trent Williams at No. 4.
- Bob Stoops' career average of 10.6 wins per year is tops among active FBS head coaches with at least 10 years of experience.
- Stoops is the only active head coach on the FBS level to have reached a bowl game in each of his first 14 seasons. Georgia's Mark Richt (12) comes in second.
- Of the 14 bowls, eight have been BCS bowl games and four have been for the BCS title.

GAYLORD FAMILY – OKLAHOMA MEMORIAL STADIUM

Field Name.....Owen Field
 Field.....Natural Grass
 Official Capacity 82,112
 Capacity Rank (nation)..... 15th
 Capacity Rank (Big 12)..... 2nd
 First Year 1923
 OU's Record at Stadium 369-81-15 (.810)
 Record Under Stoops.....86-5 (.945)
 Most Consecutive Wins.....39 (2005-11)
 Sellout Streak.....91 (1999-pres.)

SCORING MARGIN AT HOME

Year	OU	Opp.	Margin
2013	31.8	14.8	+17.0
2012	41.0	26.0	+15.0
2011	42.0	20.0	+22.0
2010	40.8	13.7	+27.1
2009	46.0	7.8	+38.2
2008	52.7	19.7	+33.0
2007	52.9	13.0	+39.9
2006	35.3	12.2	+23.1
2005	33.2	21.2	+12.0
2004	38.8	11.7	+27.1
2003	50.3	11.4	+38.9
2002	45.3	11.7	+33.6
2001	35.9	16.7	+19.2
2000	39.0	13.0	+26.0
1999	44.4	4.6	+39.8

16-2 AT HOME AGAINST RANKED FOES UNDER STOOPS

10/26/13.....#10 Texas Tech..... W..... 38-30
11/24/12.....#22 Oklahoma State..... W... 51-48 (OT)
10/27/12.....#5 Notre Dame..... L 13-30
9/22/12.....#15 Kansas State..... L 19-24
9/11/10.....#17 Florida State..... W..... 47-17
11/28/09.....#11 Oklahoma State..... W..... 27-0
11/22/08.....#2 Texas Tech..... W..... 65-21
10/18/08.....#16 Kansas..... W..... 45-31
9/27/08.....#24 TCU..... W..... 35-10
10/13/07.....#11 Missouri..... W..... 41-31
11/1/03.....#14 Oklahoma State..... W..... 52-9
10/18/03.....#24 Missouri..... W..... 34-13
11/23/02.....#24 Texas Tech..... W..... 60-15
11/2/02.....#13 Colorado..... W..... 27-11
10/19/02.....#9 Iowa State..... W..... 49-3
9/29/01.....#11 Kansas State..... W..... 38-37
10/28/00.....#1 Nebraska..... W..... 31-14
10/23/99.....#13 Texas A&M..... W..... 51-6

TOP TEN CROWDS

Attn.....	Opponent (Result)	Date
86,031.....	Notre Dame (L, 30-13)	10/27/12
85,824.....	Oklahoma State (W, 51-48, OT)...	11/24/12
85,709.....	Texas A&M (W, 41-25)	11/5/11
85,646.....	Texas Tech (W, 65-21).....	11/24/08
85,630.....	Florida State (W, 47-17).....	9/11/10
85,606.....	Oklahoma State (W, 27-0).....	11/28/09
85,547.....	Missouri (W, 38-28)	9/24/11
85,357.....	Miami (W, 51-13).....	9/8/07
85,313.....	Texas Tech (W, 34-24).....	11/4/06
85,276.....	Kansas State (L, 24-19)	9/22/12

GAYLORD FAMILY – OKLAHOMA MEMORIAL STADIUM

Home Dominance Under Stoops

Records

- The Sooners are 86-5 on Owen Field under Stoops.
- OU is 76-5 when ranked and 11-0 when unranked at home.
- Oklahoma is 36-2 in non-conference games at home under Stoops and 50-3 in Big 12 games.
- OU is 51-0 under Stoops when scoring 40 points or more at home and 38-0 at home when allowing 10 points or fewer.

Streaks

- Oklahoma has wins over top 10 teams including No. 1 Nebraska (2000), No. 2 Texas Tech (2008), No. 9 Iowa State (2002) and No. 10 Texas Tech (2013) during that time.
- From 2005-11, Oklahoma won 39 straight home games, a stadium record.
- The streak was the fifth-longest home win streak in the modern football era. OU has been sold out at home for every game of the Stoops era, a school-record of 91 consecutive games.
- Under Stoops, OU won its first 17 home games stretching almost over his first three seasons from 1999-01.
- The Sooners also had a 19-game streak under Stoops from 2002-04.

Margin of Victory

- The Sooners have posted 11 shutouts against incoming opponents, including three against Big 12 foes.
- Oklahoma's biggest wins are a 77-0 defeat of Texas A&M (11/8/03) and a 68-0 win over UTEP (9/14/02).
- OU's average margin of victory at home has been 22 points or higher six of the past seven seasons and 11 of 15 seasons under Stoops.
- OU's five losses at home in the last 15 seasons have come by a combined 35 points, an average of 7.0 points per game.
- Only two games have gone into overtime, a 37-30 win vs. Baylor (10/22/05) and a 51-48 triumph over Oklahoma State (11/24/12).

Attendance Lately

- OU's average attendance in 2012 was 103.8% of Memorial Stadium's official capacity.
- Only Oregon (106.5), Nebraska (105.5) and Texas A&M (105.4) had higher percentages than the Sooners.
- In 2012, Oklahoma ranked No. 13 nationally in average attendance at 85,243.

Record-Setting Attendance

- Oklahoma has drawn 6,962,658 fans for Bob Stoops' 91 home games (started in 1999) and all have been sold out.
- The current string of sellouts is the longest in school history, eclipsing a mark of 69 from 1971-84.
- A school-record 86,031 fans witnessed Oklahoma's home game against Notre Dame (10/27/12). It was the largest crowd ever to witness a sporting event in the state of Oklahoma.
- In 2012, Oklahoma fans set a record for average season attendance at 85,243. That broke the mark of 85,161 that was set last season.
- OU has exceeded the seating capacity of 82,112 at Gaylord Family – Oklahoma Memorial Stadium in 56 straight games.
- The top 10 seasons for home attendance at Oklahoma have been during Stoops' tenure as head coach.
- Of the top 10 crowds at Gaylord Family – Oklahoma Memorial Stadium, all have come in the past seven years.

Home Winning Percentage

Since the start of the 1999 season, Bob Stoops' first at OU, Oklahoma is second nationally in home winning percentage at .945, going 86-5 over that span.

Team	Record	Win %
1. Boise State	88-3	.967
2. OKLAHOMA	86-5	.945
3. Ohio State	92-13	.876
4. Virginia Tech	83-14	.856
5. LSU	88-16	.846





QUARTERBACKS

#10 BLAKE BELL RS-JR

- Has played in 28 career games (six starts), completing 123 for 197 passes (62.4%) for 1,463 yards and 10 TDs, adding 163 rushes for 644 yards and 24 TDs.
- In eight games (six starts) in 2013, has gone 113-177 (.638) for 1,348 yards, 10 TDs and three INTs.
- Had 124 straight pass attempts without an INT from 11/26/11 to 10/12/13.
- Went 22-30 (73.3%) for 232 yards and 2 TDs with 59 rushing yards at Notre Dame (9/28).
- Named Big 12 Offensive Player of the Week after setting career highs on 27 of 37 passing for 413 yards and four TDs with a 202.4 rating vs. Tulsa (9/14).
- His 413 yards and four TDs vs. Tulsa (9/14) were the most by an OU QB in a starting debut.
- Tied for the team lead with 11 rushing TDs in 2012.
- Father, Mark (D4-'79, Seattle) played DE for six seasons for the Seahawks and Colts. Uncle, Mike (D1-'79) played 12 seasons as a DE for the Chiefs.
- Studied in Ireland this summer.

#9 TREVOR KNIGHT RS-FR

- Had a 30-yard rush at Notre Dame (9/28).
- Sat out the game vs. Tulsa (9/14) due to a knee injury.
- One of five FBS freshman QBs to win a season opener.
- Became the 4th OU freshman QB to start and win a season opener, doing so vs. ULM (8/31).
- With 103 yards vs. ULM (8/31) became the 1st OU QB to rush for 100+ yards since Jason White had 103 vs. Kansas (10/13/01).
- Threw for 2,092 yards with 27 TDs and three INTs as a prep senior, rushing for 943 yards and 15 TDs.
- Fraternal twin brother, Connor, is a TE and long snapper for the Sooners.

#1 KENDAL THOMPSON RS-SO

- Suffered a right foot fracture in practice on Aug. 1.
- Returned fully to practice on Sep. 9.
- Did not play in 2012 after redshirting in 2011.
- Son of former OU QB Charles Thompson ('87-88).



RUNNING BACKS

#24 BRENNAN CLAY SR

- Scored a game-clinching, 76-yard TD vs. TCU (10/5), finishing with 111 rushing yards.
- Had 22 rushes for a career high 170 yards vs. WVU (9/7).
- Has 275 rushes for 1,494 yards in his career.
- Led the Big 12 in kickoff return average in 2012.
- Had a game-winning 18-yard TD run in a 51-48 OT win vs. Oklahoma State (11/24/12).
- Has three career 100-yard games.
- 70th OU player to rush for over 1,000 career yards.

#26 DAMIEN WILLIAMS SR

- Had 19 carries for 97 yards and two TDs vs. TTU (10/26).
- Scored a TD on a three-yard run vs. Texas (10/12) and a six-yard rush at Kansas (10/19).
- Had nine rushes for 42 yards, including an 11-yard TD and a season-long 17-yard catch at ND (9/28).
- Did not play vs. Tulsa (9/14).
- Named All-Big 12 Second Team and Big 12 in 2013.
- Has played in 19 career games (10 starts), totaling 1,358 rushing yards on 273 carries.
- Has four career 100-yard games.
- One of 70 players in OU history to rush for over 1,000 career yards.
- Was the only FBS player to have four runs of 65 yards or more in 2012.

#22 ROY FINCH SR

- Scored the first receiving TD of his career on a 29-yard catch vs. Tulsa (9/14).
- Had a school-record 100-yard TD vs. Kansas (10/20/12).
- In 42 career games has 1,310 rushing yards, 404 receiving yards and a 26.3-yard KO return avg.

#21 KEITH FORD FR

- Rushed six times for 34 yards vs. Texas (10/12).
- Scored on a three-yard TD run vs. Tulsa (9/14), finishing with seven rushes for 46 yards.



FULLBACKS

#33 TREY MILLARD SR

- Senior co-captain suffered a season-ending ACL injury vs. Texas Tech (10/26).
- Named All-Big 12 First Team by coaches and All-Big 12 Second Team as a TE by AP.
- Has 95 rushes for 531 yards and 6 TDs and 68 receptions for 678 yards and seven TDs in his career.

#48 AARON RIPKOWSKI SO

- Has played in all eight games (two starts) this season and in 28 games (two starts) in his career.
- Earned the Derrick Shepard Award as the club's top walk-on in 2012.



WIDE RECEIVERS

#8 JALEN SAUNDERS SR

- Had six catches for 153 yards and two TDs vs. TTU (10/26).
- Had 136 yards in the second quarter, breaking the previous OU record for most yards in a quarter of 134 set by Malcolm Kelly vs. MTSU (9/23/06).
- Caught a 25-yard TD vs. Tulsa (9/14), finishing with three receptions for 47 yards.
- Tied a career high with two TDs vs. ULM (8/31).
- Tied a school record with 15 catches vs. Notre Dame (10/27/12), finishing with 181 yards.
- Has played in 43 career games (25 starts), totaling 177 receptions for 2,787 yards and 23 TDs.
- Has five 100-yard games as a Sooner and 10 in his career.

#3 STERLING SHEPARD SO

- Had seven catches for 82 yards and tied a career high with two TDs at Kansas (10/19).
- Had five catches for 83 yards at Notre Dame (9/28), including a career-long catch for a 54-yard TD.
- Set career highs with eight receptions for 123 yards and two TDs vs. Tulsa (9/14).
- Has played in 21 games (12 starts) with 78 receptions for 1,012 yards and eight TDs in his career.
- Finished with the third-most receiving yards and the fourth-most receptions by a freshman in program history.
- One of 31 players in OU history with 1,000 receiving yards.
- Wears the same jersey number as his late father, Derrick, who lettered at WR for OU from 1983-86 and had 76 receptions for 1,237 yards and five TDs.

#11 LACOLTAN BESTER SR

- Is one of nine FBS players and one of two WRs to have a passing, receiving and rushing TD this season.
- Ran for a 35-yard TD on a reverse vs. TTU (10/26).
- Threw a 49-yard TD pass to Sterling Shepard at Kansas (10/19).
- Had a career high five receptions for 70 yards, including a 47-yard long vs. Texas (10/12).
- Caught a 26-yard TD at Notre Dame (9/28).

#16 JAZ REYNOLDS RS-SR

- Had a 16-yard TD catch at Kansas (10/19).
- Had four catches for 109 yards vs. Tulsa (9/14),

marking the third 100-yard game of his career.

- Has played in 25 games with nine starts, totaling 60 receptions, 1,124 yards and six TDs.
- Became the 29th player in OU history with 1,000 career receiving yards with 109 yards vs. Tulsa (9/14).

#7 TREY FRANKS RS-JR

- Played at WR for the first time in 2013 vs. TTU (10/26).
- Had a fumble recovery on special teams vs. WVU (9/7).
- Made his defensive debut at SS vs. ULM (8/31).
- Played in 26 career games (six starts) as a WR in 2010-11, totaling 51 catches for 459 yards and a TD.

#5 DURRON NEAL SO

- Had four receptions for 42 yards vs. TCU (10/5).
- Set career highs with four receptions for 64 yards vs. Tulsa (9/14).
- Played in 10 games as a true freshman last season, grabbing five catches for 75 yards.



TIGHT ENDS

#82 BRANNON GREEN SR

- Has played in 13 career games, catching three passes for 45 yards and a touchdown.
- First career reception was an 18-yard TD at UTEP (9/1/12).
- Joined OU from Fort Scott Community College.

#89 CONNOR KNIGHT RS-FR

- Walk-on also works at long snapper.
- Fraternal twin brother of OU QB Trevor Knight.



OFFENSIVE LINE

#64 GABE IKARD RS-SR

- Midseason All-American pick by *USA Today*, *Sports Illustrated* and *CBSSports.com*.
- Preseason All-American pick by *Sports Illustrated* and ESPN and was a 2012 Wuerffel Trophy finalist.
- 2012 All-Big 12 First Team by AP and coaches.
- 2012 Capital One Academic All-America First Team.
- Has started all eight games at center in 2013.
- Has started 26 games at center and 20 games at LG.
- Graduated with a perfect 4.0 GPA in multidisciplinary studies in May.
- Studied in Ireland over the summer.

#79 DARYL WILLIAMS RS-JR

- Started at RT in all eight games this season.
- 2012 All-Big 12 Honorable Mention.
- Started 10 games in 2012 at RT before missing the season's final three games with a knee injury.

#71 TYRUS THOMPSON RS-JR

- Started at LT in all eight games this season.
- Has played in 24 career games with 10 starts.

#74 ADAM SHEAD RS-JR

- Started at LG in all eight games this season.
- Has played in 28 career games with 24 starts.

#54 NILA KASITATI RS-SO

- Started at RG in the first four games of the season.
- Played in four games in 2012 before suffering a season-ending knee injury at Texas Tech (10/6/12).
- Was treated for heart arrhythmia in 2012.

#68 BRONSON IRWIN SR

- Started the last four games at RG.
- Has seen action in 41 career games at RG and RT.

#50 AUSTIN WOODS SR

- Backup left guard and starting deep snapper played in all 13 games in 2012.
- Finished chemotherapy on 10/1/12 after being treated for Hodgkin's lymphoma.
- Was told his cancer was in remission on 11/1/12.





DEFENSIVE LINE

#85 GENE GRISSEM RS-JR

- Had four tackles and 0.5 sacks vs. TTU (10/26).
- Had a 54-yard INT return for a TD vs. Texas (10/12).
- Had a career-high six tackles at ND (9/28).
- Started in four games this season totaling 25 tackles.
- Has seen duty in 24 career games (four starts).
- Also saw duty at tight end in 2012.

#91 CHARLES TAPPER SO

- Leads the team with 6.0 TFL and is tied for fifth in the Big 12 with 4.5 sacks.
- Had a career-high six tackles, 3.0 TFL and 2.0 sacks at Kansas (10/19).
- Had 2.0 sacks and five tackles vs. TCU (10/5).
- Former prep basketball phenom started playing football his junior year at City College HS in Baltimore, Md.

#98 CHUKA NDULUE RS-JR

- Had four tackles and 1.0 sack vs. TTU (10/26).
- Had a career-high 15 tackles vs. Texas (10/12).
- Had six tackles and 0.5 TFL vs. TCU (10/5).
- Led the Sooners with 5.0 sacks and tied for the team lead with 6.0 TFL in 13 games in 2012.
- Has played in 27 career games (14 starts), totaling 73 tackles, 8.5 TFL, 7.0 sacks a FF and a FR.

#93 JORDAN WADE RS-FR

- Has started the past four games at NT.
- Had two tackles and blocked a PAT vs. Texas (10/12) and at Kansas (10/19).
- Made his first career start vs. TCU (10/5), totaling two tackles and 1.0 sack.
- Played in his first career game vs. ULM (8/31), garnering two tackles.

#94 TORREA PETERSON RS-JR

- Has played in five games this season.
- Has played in 11 career games as a backup defensive tackle totaling six tackles and 1.5 TFL.

#90 MATT DIMON FR

- Had two tackles and blocked a punt to force a safety at Kansas (10/19).
- Has played in all seven games this season at DE.

#40 P.L. LINDLEY RS-SO

- Had five tackles in his first career start at Kansas (10/19).
- Had two tackles and a FR vs. Texas (10/12).

#95 QUINCY RUSSELL JR

- Played in first career OU game vs. ULM (8/31).
- Began practicing with the team on Aug. 16.
- Joined OU from Trinity Valley CC in San Antonio.



LINEBACKERS

#7 COREY NELSON SR

- Defensive co-captain tore his left pectoral muscle vs. TCU (10/5) and underwent surgery on Oct. 22.
- Posted 27 tackles (13 solo) and 3.0 TFL with 1.0 sack, two QBH, an INT and three PBU this season.

#20 FRANK SHANNON RS-SO

- Leads the team with 53 tackles (27 solo) this season.
- Had a career-high 16 tackles and a FF vs. Texas (10/12).
- Led the team with seven tackles vs. TCU (10/5).
- Had his first career INT (17 yds.) at Notre Dame (9/28), adding eight tackles.
- Had 10 tackles vs. Tulsa (9/14).
- Has totaled 91 tackles, 6.0 TFL, 2.0 sacks, a FF, a FR and an INT during his career.

#19 ERIC STRIKER SO

- Had three tackles and 1.5 sacks vs. TTU (10/26).
- Had six tackles and his first-career sack at Kansas (10/19).
- Had seven tackles and 1.0 TFL vs. Texas (10/12).
- Has started all eight games of this season at OLB, posting 30 tackles, 5.5 TFL, 2.5 sacks and six QBH.
- Provided the QBH that led to a 24-yard INT return TD by LB Corey Nelson at Notre Dame (9/28).

#42 DOMINIQUE ALEXANDER FR

- Ranks third on the team with 40 tackles (22 solo).
- In his first career start, led the team with 19 tackles (13 solo) and 1.0 TFL vs. Texas (10/12), the highest tackle total by a Sooner since LB Travis Lewis had 19 vs. Texas (10/11/08).
- Had seven tackles at Kansas (10/19).
- Has played in all eight games (three starts) this season.

#25 AARON FRANKLIN JR

- Played in all 13 games in 2012, racking up 21 tackles, including 1.0 sack.
- Led team with career-high six tackles vs. Florida A&M (9/8/12), adding 1.0 TFL.



CORNERBACKS

#14 AARON COLVIN SR

- Named a semifinalist for the 2013 Jim Thorpe Award.
- Had seven tackles, an INT and a FR vs. TTU (10/26).
- Had a team-high eight tackles with 1.5 TFL at Kansas (10/19) and returned a blocked PAT for a 98-yard two-point PAT.
- Had nine tackles and 2.0 TFL vs. Texas (10/12).
- Sat out the game vs. Tulsa (9/14) due to injury.
- 2012 All-Big First Team by AP and coaches.
- Has 216 tackles, 15.0 TFL, 3.5 sacks, 22 PBU and five INTs in his career.

#15 ZACH SANCHEZ RS-FR

- Had eight tackles vs. TTU (10/26).
- Had a career high four PBU vs. TCU (10/5).
- Had three PBU with two tackles at Notre Dame (9/28).
- Has started at left CB in all eight games this season.

#22 CORTEZ JOHNSON RS-JR

- Has seven tackles and a PBU in two games this season.
- Did not play in 2012 after transferring from Arizona.
- Played in eight games with two starts in one season at Arizona with 16 total tackles.
- Recruited to Arizona by then-head coach Mike Stoops.

#6 STANVON TAYLOR FR

- Made his first career start vs. Tulsa (9/14), posting a career-high three tackles.
- Gatorade Oklahoma Player of the Year for 2012.

#27 DAKOTA AUSTIN FR

- Recorded his first career tackle vs. Tulsa (9/14).



SAFETIES

#9 GABE LYNN RS-SR

- Had a career-high nine tackles and an INT vs. TTU (10/26).
- Owns four takeaways in 2013 (3 INTs, 1 FR).
- Had an INT and 31-yard return vs. Tulsa (9/14).
- Named Big 12 Defensive POW after posting three tackles, a 27-yard FR and an INT vs. WVU (9/7).
- Has played in 38 career games (19 starts), totaling 90 tackles, 4.5 TFL, eight PBU, three INTs and two FR.

#2 JULIAN WILSON RS-JR

- Had an INT and 1.0 TFL at Notre Dame (9/28).
- Had career-high six tackles at WVU (11/17/12).
- Caught his first career INT. vs. ULM (8/31).
- Has played in 32 games (10 starts) with 49 tackles, 4.5 TFL, an INT and eight PBU.

#10 QUENTIN HAYES RS-JR

- Ranks second on the team with 45 tackles (21 solo) with 3.0 TFL and two FFs.
- Had a team high eight tackles with 0.5 TFL and a forced fumble vs. WVU (9/7).
- Started his first career game at SS vs. ULM (8/31).
- Saw duty in eight games as a RS freshman in 2011.

#23 KASS EVERETT SR

- Had two tackles and a TFL at Kansas (10/19).
- Had a sack and forced fumble vs. WVU (9/7).
- Played in 16 games in his career, totaling 10 tackles, 2.0 TFL and a forced fumble.

#13 AHMAD THOMAS FR

- Played in five games this season.
- Early enrollee out of Miami Central HS (Miami, Fla.).

#4 HATARI BYRD FR

- Had first three tackles of his career vs. Tulsa (9/14).
- Four-star recruit out of Central East HS (Fresno, Calif.).



SPECIALISTS

#18 MICHAEL HUNNICUTT RS-JR

- Named a semifinalist for the 2013 Lou Groza Award.
- Midseason All-American pick by CBSsports.com and *Sports Illustrated*.
- Has 16 made FGs in 2013, fourth among FBS kickers.
- His 88.9 FG% (16-18) is third in the FBS (min. 15 atts.)
- His 54 career made FGs are the most in OU history.
- With a 39-yard field goal vs. TCU (10/5), set the OU record with his 49th career FG.
- Scored 15 points vs. Tulsa (9/14), hitting 3-3 field goals and 6-6 PATs.
- Has converted 54 of 63 (.857) field goals and 138 of 141 (.979) PATs in his career.
- Ranks 10th in OU history with 300 career points.

#44 JED BARNETT JR

- Has 39 punts for 1,656 yards (42.5 avg.) with 14 inside the 20 and five over 50 yards, including a 56-yard long vs. TTU (10/26).

#39 NICK HODGSON JR

- Has 51 kickoffs for 3,280 yards (64.3 avg.) with 67% (34-51) resulting in touchbacks.
- Sent all seven kickoffs into the end zone for touchbacks vs. ULM (8/31) in his first game as the primary kickoff specialist.

#50 AUSTIN WOODS SR

- Handles both the long snaps and kick snaps.

#84 GRANT BOTHUN SO

- Has served as holder in seven games this season.



RETURN MEN

#22 ROY FINCH SR

- Had a 73-yard kickoff return vs. Texas (10/12).
- Totaled 372 yards on just 12 kickoff returns (31.0 avg.), including a school-record 100-yard TD return vs. Kansas (10/20/12).

#8 JALEN SAUNDERS SR

- Has nine punt returns for 108 yards (12.0 avg.).
- Returned four punts for 55 yards, including a season-long 45 yarder, vs. ULM (8/31).

#24 BRENNAN CLAY SR

- Totaled a team-high 20 kick returns for 507 yards in 2012.
- Led the Big 12 in kickoff return average at 25.4 yards per return.



#	Player	Pos	Ht	Wt	Yr	Hometown (Previous School)
1	L.J. Moore	DB	6-1	166	Fr.	Fresno, Calif. (Central East HS)
1	Kendal Thompson	QB	6-1	199	R-So.	Moore, Okla. (Southmoore HS)
2	Julian Wilson	DB	6-2	199	R-Jr.	Oklahoma City, Okla. (Southmoore HS)
3	Sterling Shepard	WR	5-10	193	So.	Oklahoma City, Okla. (Heritage Hall HS)
4	Hatari Byrd	DB	6-1	198	Fr.	Fresno, Calif. (Central East HS)
5	Durron Neal	WR	5-11	199	So.	St. Louis, Mo. (De Smet Jesuit HS)
6	Dannon Cavil	WR	6-5	214	Fr.	San Antonio, Texas (James Madison HS)
6	Stanvon Taylor	DB	5-11	173	Fr.	Tulsa, Okla. (East Central HS)
7	Trey Franks	WR	5-10	200	R-Jr.	Orange, Texas (West Orange-Stark HS)
7	Corey Nelson	LB	6-1	226	Sr.	Dallas, Texas (Skyline HS)
8	Jalen Saunders	WR	5-9	157	Sr.	Elk Grove, Calif. (Fresno State)
9	Trevor Knight	QB	6-1	201	R-Fr.	San Antonio, Texas (Reagan HS)
9	Gabe Lynn	DB	6-0	204	R-Sr.	Tulsa, Okla. (Jenks HS)
10	Blake Bell	QB	6-6	252	R-Jr.	Wichita, Kan. (Bishop Carroll HS)
10	Quentin Hayes	DB	6-0	193	Jr.	Lancaster, Texas (Lancaster HS)
11	Lacoltan Bester	WR	6-3	195	Sr.	Scooba, Miss. (East Mississippi CC)
12	Derrick Woods	WR	6-1	188	R-Fr.	Inglewood, Calif. (Inglewood HS)
13	Ahmad Thomas	DB	6-1	215	Fr.	Miami, Fla. (Miami Central HS)
14	Aaron Colvin	DB	6-0	192	Sr.	Tulsa, Okla. (Owasso HS)
14	Cody Thomas	QB	6-5	209	Fr.	Colleyville, Texas (Heritage HS)
15	Zack Sanchez	DB	5-11	176	R-Fr.	Keller, Texas (Central HS)
16	Jaz Reynolds	WR	6-2	198	R-Sr.	Houston, Texas (Eisenhower HS)
17	Trey Metoyer	WR	6-1	185	So.	Whitehouse, Texas (Hargrave Academy)
18	Michael Hunnicutt	K	6-1	176	R-Jr.	Richardson, Texas (Pearce HS)
19	Eric Striker	LB	6-0	219	So.	Seffner, Fla. (Armwood HS)
20	Frank Shannon	LB	6-1	229	R-So.	Dallas, Texas (Skyline HS)
21	Keith Ford	RB	5-11	205	Fr.	Cypress, Texas (Cypress Ranch HS)
22	Roy Finch	RB	5-7	167	Sr.	Niceville, Fla. (Niceville HS)
22	Cortez Johnson	DB	6-2	201	R-So.	New Orleans, La. (Arizona)
23	Kass Everett	DB	5-10	189	Sr.	Philadelphia, Pa. (Pierce College)
24	Brennan Clay	RB	5-11	201	Sr.	San Diego, Calif. (Scripps Ranch HS)
25	Aaron Franklin	LB	6-1	222	R-Jr.	Marshall, Texas (Marshall HS)
25	David Smith	RB	5-10	199	R-Fr.	Midlothian, Ill. (Bremen HS)
26	Jordan Evans	LB	6-3	216	Fr.	Norman, Okla. (Norman North HS)
26	Damien Williams	RB	5-11	211	Sr.	San Diego, Calif. (Arizona Western)
27	Dakota Austin	DB	5-11	151	Fr.	Lancaster, Texas (Lancaster HS)
28	Alex Ross	RB	6-1	209	R-Fr.	Jenks, Okla. (Jenks HS)
29	Rashod Favors	DE	6-1	261	R-Jr.	Fort Worth, Texas (Dunbar HS)
30	Thaddeus LaGrone	DB	6-2	193	Fr.	Allen, Texas (Allen HS)
31	Londell Taylor	LB	6-0	213	R-So.	Vian, Okla. (Rose State College)
32	Seth Carter	DB	5-11	186	Sr.	Wichita Falls, Texas (Rider HS)
33	Trey Millard	FB	6-2	253	Sr.	Columbia, Mo. (Rock Bridge HS)
34	Daniel Brooks	DB	5-8	176	R-Fr.	Port Lavaca, Texas (Calhoun HS)
36	Daniel Schwarz	K	6-2	183	Fr.	Lawton, Okla. (MacArthur HS)
37	Ashton Bennett	DB	5-10	160	R-Fr.	Manvel, Texas (Manvel HS)
38	Jack Steed	P	6-5	210	R-Fr.	Katy, Texas (Cinco Ranch HS)
38	Brandon Young	DB	5-10	178	Jr.	Frisco, Texas (Frisco HS)
39	Nick Hodgson	K	6-2	193	Jr.	N. Richland Hills, Texas (N. Richland Hills HS)
39	Darius Owens	DB	5-10	173	Fr.	Yukon, Okla. (Yukon HS)
40	P. L. Lindley	DE	6-2	254	R-So.	Round Rock, Texas (Stony Point HS)
40	Julian Winters	WR	5-11	169	Sr.	Sacramento, Calif. (Christian Brothers HS)
41	Joe Palange	FB	6-2	224	R-Fr.	Cleveland, Ohio (William & Mary)
42	Dominique Alexander	LB	6-2	216	Fr.	Tulsa, Okla. (Booker T. Washington HS)
42	Terrell Guidry	DB	6-0	160	Fr.	Gahanna, Ohio (Sterville-North HS)
43	Ruben Hunter	LB	6-2	204	Fr.	Oklahoma City, Okla. (Putnam City North HS)
44	Jed Barnett	P	6-2	227	Jr.	Camas, Wash. (Laney College)
45	Caleb Gastelum	LB	6-2	222	Jr.	Claremore, Okla. (Home School)
46	Jack Braught	K	6-3	170	Fr.	Duncan, Okla. (Duncan HS)
47	Eric Hosek	K	5-10	153	R-So.	Sherman, Texas (Sherman HS)
48	Aaron Ripkowski	FB	6-1	254	Jr.	Dayton, Texas (Dayton HS)
49	David Driskill	DE	6-1	244	Jr.	Oklahoma City, Okla. (Casady HS)
50	Austin Woods	OL	6-4	311	Sr.	Rockwall, Texas (Rockwall-Heath HS)
53	Tony Feo	OL	6-4	292	R-Jr.	Pago Pago, American Samoa (Fullerton College)
52	John-Philip Hughes	OL	6-4	281	R-So.	Tulsa, Okla. (Edison HS)

54	Nila Kasitati	OL	6-4	312	R-So.	Euleless, Texas (Trinity HS)
55	Josiah St. John	OL	6-6	305	Jr.	Toronto, Canada (Trinity Valley CC)
56	Ty Darlington	OL	6-3	288	So.	Apopka, Fla. (Apopka HS)
58	Chase Frazier	DT	6-1	285	Fr.	Grapevine, Texas (Grapevine HS)
59	Kane Snowden	DT	6-0	235	R-Fr.	Oklahoma City, Okla. (Westmoore HS)
60	Brendan Northcutt	DS	6-7	220	Fr.	Frisco, Texas (Frisco HS)
64	Gabe Ikard	OL	6-3	298	R-Sr.	Oklahoma City, Okla. (Bishop McGuinness HS)
65	Nick Hardaway	OL	6-4	315	Fr.	Moore, Okla. (Westmoore HS)
66	Riley Nolan	OL	6-3	283	R-Fr.	Norman, Okla. (Missouri Southern State)
67	Robert Hollis	DT	6-4	330	R-So.	Tulsa, Okla. (Edison HS)
68	Bronson Irwin	OL	6-5	314	Sr.	Mustang, Okla. (Mustang HS)
70	Christian Daimler	OL	6-6	279	Fr.	Houston, Texas (Stratford HS)
71	Tyrus Thompson	OL	6-5	320	R-Jr.	Pflugerville, Texas (Pflugerville HS)
72	Derek Farniok	OL	6-9	325	R-So.	Sioux Falls, S.D. (Washington HS)
73	Dylan Hartsook	OL	6-5	299	R-Fr.	Midwest City, Okla. (Choctaw HS)
74	Adam Shead	OL	6-4	316	R-Jr.	Cedar Hill, Texas (Cedar Hill HS)
75	Tyler Evans	OL	6-5	305	R-Sr.	Stratford, Mo. (Stratford HS)
77	Dionte Savage	OL	6-5	339	Jr.	Flint, Mich. (Arizona Western CC)
78	Kyle Marrs	OL	6-5	307	R-Fr.	San Antonio, Texas (Brandeis HS)
79	Daryl Williams	OL	6-6	321	R-Jr.	Lake Dallas, Texas (Lake Dallas HS)
80	Jordan Phillips	DT	6-6	324	R-So.	Towanda, Kan. (Circle HS)
80	Jordan Smallwood	WR	6-2	202	Fr.	Jenks, Okla. (Jenks HS)
81	Austin Brown	WR	6-3	201	R-So.	Buffalo, S.D. (Sioux Falls)
81	Sam Grant	TE	6-7	258	R-Fr.	North Royalton, Ohio (St. Edward HS)
82	Brannon Green	TE	6-2	256	Sr.	Altamont, Kan. (Fort Scott CC)
82	Ogbonnia Okoronkwo	DE	6-3	214	Fr.	Houston, Texas (Alief Taylor HS)
83	Cody Barrow	WR	5-10	185	So.	McKinney, Texas (Allen HS)
83	Austin Bennett	WR	6-0	163	Fr.	Manvel, Texas (Manvel HS)
84	Grant Bothun	WR	5-11	188	So.	Rowlett, Texas (Rowlett HS)
84	Mike Onuoha	DE	6-5	235	So.	Edmond, Okla. (Santa Fe HS)
85	Geneo Grissom	DE	6-4	263	R-Jr.	Hutchinson, Kan. (Hutchinson HS)
85	K.J. Young	WR	6-1	176	Fr.	Perris, Calif. (Citrus Hill HS)
86	Brandon Kitchens	WR	5-11	161	R-Fr.	Jenks, Okla. (Jenks HS)
87	D.J. Ward	DE	6-2	245	Fr.	Moore, Okla. (Southmoore HS)
88	Cody Chancellor	WR	6-3	177	Fr.	Oklahoma City, Okla. (Bishop McGuinness HS)
88	Taylor McNamara	TE	6-5	246	R-Fr.	San Diego, Calif. (Westview HS)
89	Bryan Ekwe	WR	6-1	190	R-Jr.	Springdale, Md. (Flowers HS)
89	Connor Knight	TE	6-4	226	R-Fr.	San Antonio, Texas (Reagan HS)
90	Matt Dimon	DE	6-2	268	Fr.	Katy, Texas (Katy HS)
91	Charles Tapper	DE	6-4	261	So.	Baltimore, Md. (City College HS)
92	Matthew Romar	DT	6-3	286	Fr.	Port Arthur, Texas (Memorial HS)
93	Jordan Wade	DT	6-4	296	R-Fr.	Round Rock, Texas (Stony Point HS)
94	Torrea Peterson	DT	6-3	295	R-Jr.	San Antonio, Texas (East Central HS)
95	Quincy Russell	DT	6-4	315	Jr.	San Antonio, Texas (Trinity Valley CC)
96	Mitch Tate	DE	6-4	245	R-So.	Bartlesville, Okla. (Bartlesville HS)
97	Charles Walker	DT	6-3	281	Fr.	Garland, Texas (South Garland HS)
98	Chuka Ndulue	DT	6-3	274	R-Jr.	Dallas, Texas (Dallas Jesuit Prep)
99	Chaz Nelson	DE	6-2	237	R-Sr.	Columbus, Ohio (Garden City CC)

OKLAHOMA COACHING STAFF

Bob Stoops	Head Coach
Mike Stoops	Associate Head Coach/Defensive Coordinator/Safeties
Bobby Jack Wright	Assistant Head Coach/Cornerbacks
Cale Gundy	Director of Recruiting/Running Backs
Josh Heupel	Co-Offensive Coordinator/Quarterbacks
Jay Norvell	Co-Offensive Coordinator/Wide Receivers
Tim Kish	Assistant Defensive Coordinator/Linebackers
Bill Bedenbaugh	Offensive Line
Jerry Montgomery	Defensive Line
Jay Boulware	Tight Ends/Special Teams Coordinator
Joe Jon Finley	Offensive Quality Control
Chad Walker	Defensive Quality Control
Ryan McKim	Special Teams Quality Control

#	Player	Pos	Ht	Wt	Yr	Hometown (Previous School)
42	Dominique Alexander	LB	6-2	216	Fr.	Tulsa, Okla. (Booker T. Washington HS)
27	Dakota Austin	DB	5-11	151	Fr.	Lancaster, Texas (Lancaster HS)
44	Jed Barnett	P	6-2	227	Jr.	Camas, Wash. (Laney College)
83	Cody Barrow	WR	5-10	185	So.	McKinney, Texas (Allen HS)
10	Blake Bell	QB	6-6	252	R-Jr.	Wichita, Kan. (Bishop Carroll HS)
37	Ashton Bennett	DB	5-10	160	R-Fr.	Manvel, Texas (Manvel HS)
83	Austin Bennett	WR	6-0	163	Fr.	Manvel, Texas (Manvel HS)
11	Lacoltan Bester	WR	6-3	195	Sr.	Scooba, Miss. (East Mississippi CC)
84	Grant Bothun	WR	5-11	188	So.	Rowlett, Texas (Rowlett HS)
46	Jack Braught	K	6-3	170	Fr.	Duncan, Okla. (Duncan HS)
34	Daniel Brooks	DB	5-8	176	R-Fr.	Port Lavaca, Texas (Calhoun HS)
81	Austin Brown	WR	6-3	201	R-So.	Buffalo, S.D. (Sioux Falls)
4	Hatari Byrd	DB	6-1	198	Fr.	Fresno, Calif. (Central East HS)
32	Seth Carter	DB	5-11	186	Sr.	Wichita Falls, Texas (Rider HS)
6	Dannon Cavil	WR	6-5	214	Fr.	San Antonio, Texas (James Madison HS)
88	Cody Chancellor	WR	6-3	177	Fr.	Oklahoma City, Okla. (Bishop McGuinness HS)
24	Brennan Clay	RB	5-11	201	Sr.	San Diego, Calif. (Scripps Ranch HS)
14	Aaron Colvin	DB	6-0	192	Sr.	Tulsa, Okla. (Owasso HS)
70	Christian Daimler	OL	6-6	279	Fr.	Houston, Texas (Stratford HS)
56	Ty Darlington	OL	6-3	288	So.	Apopka, Fla. (Apopka HS)
90	Matt Dimon	DE	6-2	268	Fr.	Katy, Texas (Katy HS)
49	David Driskill	DE	6-1	244	Jr.	Oklahoma City, Okla. (Casady HS)
89	Bryan Ekwe	WR	6-1	190	R-Jr.	Springdale, Md. (Flowers HS)
26	Jordan Evans	LB	6-3	216	Fr.	Norman, Okla. (Norman North HS)
75	Tyler Evans	OL	6-5	305	R-Sr.	Strafford, Mo. (Strafford HS)
23	Kass Everett	DB	5-10	189	Sr.	Philadelphia, Pa. (Pierce College)
72	Derek Farniok	OL	6-9	325	R-So.	Sioux Falls, S.D. (Washington HS)
29	Rashod Favors	DE	6-1	261	R-Jr.	Fort Worth, Texas (Dunbar HS)
53	Tony Feo	OL	6-4	292	R-Jr.	Pago Pago, American Samoa (Fullerton College)
22	Roy Finch	RB	5-7	167	Sr.	Niceville, Fla. (Niceville HS)
21	Keith Ford	RB	5-11	205	Fr.	Cypress, Texas (Cypress Ranch HS)
25	Aaron Franklin	LB	6-1	222	R-Jr.	Marshall, Texas (Marshall HS)
7	Trey Franks	WR	5-10	200	R-Jr.	Orange, Texas (West Orange-Stark HS)
58	Chase Frazier	DT	6-1	285	Fr.	Grapevine, Texas (Grapevine HS)
45	Caleb Gastelum	LB	6-2	222	Jr.	Claremore, Okla. (Home School)
81	Sam Grant	TE	6-7	258	R-Fr.	North Royalton, Ohio (St. Edward HS)
82	Brannon Green	TE	6-2	256	Sr.	Altamont, Kan. (Fort Scott CC)
85	Geneo Grissom	DE	6-4	263	R-Jr.	Hutchinson, Kan. (Hutchinson HS)
42	Terrell Guidry	DB	6-0	160	Fr.	Gahanna, Ohio (Sterville-North HS)
65	Nick Hardaway	OL	6-4	315	Fr.	Moore, Okla. (Westmoore HS)
73	Dylan Hartsook	OL	6-5	299	R-Fr.	Midwest City, Okla. (Choctaw HS)
10	Quentin Hayes	DB	6-0	193	Jr.	Lancaster, Texas (Lancaster HS)
39	Nick Hodgson	K	6-2	193	Jr.	N. Richland Hills, Texas (N. Richland Hills HS)
67	Robert Hollis	DT	6-4	330	R-So.	Tulsa, Okla. (Edison HS)
47	Eric Hosek	K	5-10	153	R-So.	Sherman, Texas (Sherman HS)
18	Michael Hunnicutt	K	6-1	176	R-Jr.	Richardson, Texas (Pearce HS)
52	John-Philip Hughes	OL	6-4	281	R-So.	Tulsa, Okla. (Edison HS)
43	Ruben Hunter	LB	6-2	204	Fr.	Oklahoma City, Okla. (Putnam City North HS)
64	Gabe Ikard	OL	6-3	298	R-Sr.	Oklahoma City, Okla. (Bishop McGuinness HS)
68	Bronson Irwin	OL	6-5	314	Sr.	Mustang, Okla. (Mustang HS)
22	Cortez Johnson	DB	6-2	201	R-So.	New Orleans, La. (Arizona)
54	Nila Kasitati	OL	6-4	312	R-So.	Euleus, Texas (Trinity HS)
86	Brandon Kitchens	WR	5-11	161	R-Fr.	Jenks, Okla. (Jenks HS)
89	Connor Knight	TE	6-4	226	R-Fr.	San Antonio, Texas (Reagan HS)
9	Trevor Knight	QB	6-1	201	R-Fr.	San Antonio, Texas (Reagan HS)
30	Thaddeus LaGrone	DB	6-2	193	Fr.	Allen, Texas (Allen HS)
40	P. L. Lindley	DE	6-2	254	R-So.	Round Rock, Texas (Stony Point HS)
9	Gabe Lynn	DB	6-0	204	R-Sr.	Tulsa, Okla. (Jenks HS)
78	Kyle Marrs	OL	6-5	307	R-Fr.	San Antonio, Texas (Brandeis HS)
88	Taylor McNamara	TE	6-5	246	R-Fr.	San Diego, Calif. (Westview HS)
17	Trey Metoyer	WR	6-1	185	So.	Whitehouse, Texas (Hargrave Academy)
33	Trey Millard	FB	6-2	253	Sr.	Columbia, Mo. (Rock Bridge HS)
1	L.J. Moore	DB	6-1	166	Fr.	Fresno, Calif. (Central East HS)
98	Chuka Ndulue	DT	6-3	274	R-Jr.	Dallas, Texas (Dallas Jesuit Prep)

5	Durron Neal	WR	5-11	199	So.	St. Louis, Mo. (De Smet Jesuit HS)
99	Chaz Nelson	DE	6-2	237	R-Sr.	Columbus, Ohio (Garden City CC)
7	Corey Nelson	LB	6-1	226	Sr.	Dallas, Texas (Skyline HS)
66	Riley Nolan	OL	6-3	283	R-Fr.	Norman, Okla. (Missouri Southern State)
60	Brendan Northcutt	DS	6-7	220	Fr.	Frisco, Texas (Frisco HS)
82	Ogbonnia Okoronkwo	DE	6-3	214	Fr.	Houston, Texas (Alief Taylor HS)
84	Mike Onuoha	DE	6-5	235	So.	Edmond, Okla. (Santa Fe HS)
39	Darius Owens	DB	5-10	173	Fr.	Yukon, Okla. (Yukon HS)
41	Joe Palange	FB	6-2	224	R-Fr.	Cleveland, Ohio (William & Mary)
94	Torrea Peterson	DT	6-3	295	R-Fr.	San Antonio, Texas (East Central HS)
80	Jordan Phillips	DT	6-6	324	R-So.	Towanda, Kan. (Circle HS)
16	Jaz Reynolds	WR	6-2	198	R-Sr.	Houston, Texas (Eisenhower HS)
48	Aaron Ripkowski	FB	6-1	254	Jr.	Dayton, Texas (Dayton HS)
92	Matthew Romar	DT	6-3	286	Fr.	Port Arthur, Texas (Memorial HS)
28	Alex Ross	RB	6-1	209	R-Fr.	Jenks, Okla. (Jenks HS)
95	Quincy Russell	DT	6-4	315	Jr.	San Antonio, Texas (Trinity Valley CC)
15	Zack Sanchez	DB	5-11	176	R-Fr.	Keller, Texas (Central HS)
8	Jalen Saunders	WR	5-9	157	Sr.	Elk Grove, Calif. (Fresno State)
77	Dionte Savage	OL	6-5	339	Jr.	Flint, Mich. (Arizona Western CC)
36	Daniel Schwarz	K	6-2	183	Fr.	Lawton, Okla. (MacArthur HS)
20	Frank Shannon	LB	6-1	229	R-So.	Dallas, Texas (Skyline HS)
25	David Smith	RB	5-10	199	R-Fr.	Midlothian, Ill. (Bremen HS)
74	Adam Shead	OL	6-4	316	R-Fr.	Cedar Hill, Texas (Cedar Hill HS)
3	Sterling Shepard	WR	5-10	193	So.	Oklahoma City, Okla. (Heritage Hall HS)
80	Jordan Smallwood	WR	6-2	202	Fr.	Jenks, Okla. (Jenks HS)
59	Kane Snowden	DT	6-0	235	R-Fr.	Oklahoma City, Okla. (Westmoore HS)
55	Josiah St. John	OL	6-6	305	Jr.	Toronto, Canada (Trinity Valley CC)
38	Jack Steed	P	6-5	210	R-Fr.	Katy, Texas (Cinco Ranch HS)
19	Eric Striker	LB	6-0	219	So.	Seffner, Fla. (Armwood HS)
91	Charles Tapper	DE	6-4	261	So.	Baltimore, Md. (City College HS)
96	Mitch Tate	DE	6-4	245	R-So.	Bartlesville, Okla. (Bartlesville HS)
31	Londell Taylor	LB	6-0	213	R-So.	Vian, Okla. (Rose State College)
6	Stanvon Taylor	DB	5-11	173	Fr.	Tulsa, Okla. (East Central HS)
13	Ahmad Thomas	DB	6-1	215	Fr.	Miami, Fla. (Miami Central HS)
14	Cody Thomas	QB	6-5	209	Fr.	Colleyville, Texas (Heritage HS)
1	Kendal Thompson	QB	6-1	199	R-So.	Moore, Okla. (Southmoore HS)
71	Tyrus Thompson	OL	6-5	320	R-Jr.	Pflugerville, Texas (Pflugerville HS)
93	Jordan Wade	DT	6-4	296	R-Fr.	Round Rock, Texas (Stony Point HS)
97	Charles Walker	DT	6-3	281	Fr.	Garland, Texas (South Garland HS)
87	D.J. Ward	DE	6-2	245	Fr.	Moore, Okla. (Southmoore HS)
26	Damien Williams	RB	5-11	211	Sr.	San Diego, Calif. (Arizona Western)
79	Daryl Williams	OL	6-6	321	R-Jr.	Lake Dallas, Texas (Lake Dallas HS)
2	Julian Wilson	DB	6-2	199	R-Jr.	Oklahoma City, Okla. (Southmoore HS)
40	Julian Winters	WR	5-11	169	Sr.	Sacramento, Calif. (Christian Brothers HS)
50	Austin Woods	OL	6-4	311	Sr.	Rockwall, Texas (Rockwall-Heath HS)
12	Derrick Woods	WR	6-1	188	R-Fr.	Inglewood, Calif. (Inglewood HS)
38	Brandon Young	DB	5-10	178	Jr.	Frisco, Texas (Frisco HS)
85	K.J. Young	WR	6-1	176	Fr.	Perris, Calif. (Citrus Hill HS)

OKLAHOMA PRONUNCIATION GUIDE

Hatari Byrd	Hah-taree	Trey Metoyer	muh-TWY-er
Dannon Cavil	cah-VIL	Trey Millard	MILL-erd
Christian Damiler	DIME-ler	Chuka Ndulue	CHOO-kuh en-DOO-loo-ay
Matt Dimon	DIE-mon	Durron Neal	der-RON
Kass Everett	Kahss	Ogbonnia Okoronkwo	Oag-BON-ya oak-RON-quo
Derek Farniok	FAR-nee-ock	Mike Onuoha	oh-NO-hah
Caleb Gastelum	Gas-tee-limb	Joe Palange	Puh-LAN-gee
Geneo Grissom	GENO	Torrea Peterson	Torrie-ah
Gabe Ikard	EYE-curd	Adam Shead	Shed
Nila Kasitati	NEE-luh kah-sih-TAH-tee		

#42 LB DOMINIQUE ALEXANDER

Tackles 19, vs. Texas (10/12/13)
TFL 1.0, vs. Texas (10/12/13)

#10 QB BLAKE BELL

Completions 27, Tulsa (9/14/13)
Attempts 37, Tulsa (9/14/13)
Passing yards 413, Tulsa (9/14/13)
Long pass 82, Tulsa (9/14/13)
Passing TDs 4, Tulsa (9/14/13)
Pass Rating 202.4, Tulsa (9/14/13)
Rushes 14, TCU (10/5/13)
Rushing yards 74, Baylor (11/10/12)
Rushing TDs 4, 2x, MR: vs. Texas (10/13/12)
Long rush 55, Baylor (11/10/12)

#83 WR AUSTIN BENNETT

Receptions 1, 2x, MR: Tulsa (9/14/13)
Receiving yards 12, Tulsa (9/14/13)
Long reception 12, Tulsa (9/14/13)

#81 WR LACOLTAN BESTER

Receptions 5, vs. Texas (10/12/13)
Receiving yards 70, vs. Texas (10/12/13)
Long reception 47, vs. Texas (10/12/13)
Receiving TDs 1, at Notre Dame (9/28/13)
Long pass 49, at Kansas (10/19/13)
Passing TDs 1, at Kansas (10/19/13)
Rushes 1, Texas Tech (10/26/13)
Rushing yards 35, Texas Tech (10/26/13)
Rushing TDs 1, Texas Tech (10/26/13)
Long rush 35, Texas Tech (10/26/13)

#4 DB HATARI BYRD

Tackles 3, Tulsa (9/14/13)

#24 RB BRENNAN CLAY

Rushes 24, at Iowa State (11/3/12)
Rushing yards 170, West Virginia (9/7/13)
Rushing TDs 2, Florida A&M (9/8/12)
Long rush 76, TCU (10/5/13)
Receptions 4, 3x, MR: TCU (10/5/13)
Receiving yards 41, Tulsa (9/3/11)
Long reception 16, Tulsa (9/3/11)
Kickoff returns 3, 3x, MR: at West Virginia (11/17/12)
Kickoff return yards 96, vs. Texas (10/13/12)
Long kickoff return 46, at West Virginia (11/17/12)

#14 DB AARON COLVIN

Tackles 13, vs. Texas Tech (10/22/11)
TFL 2.0, 4x, MR: vs. Texas (10/12/13)
Sacks 2.0, Oklahoma State (11/24/12)
Fumbles forced 1, vs. Florida State (9/11/10)
Fumbles recovered 1, 3x, MR: Texas Tech (10/26/13)
PBU 3, 2x, MR: at West Virginia (11/17/12)
Interceptions 1, 5x, MR: Texas Tech (10/26/13)

#90 DE MATT DIMON

Tackles 2, at Kansas (10/19/13)

#26 LB JORDAN EVANS

Tackles 8, Texas Tech (10/26/13)
TFL 0.5, Tulsa (9/14/13)

#23 DB KASS EVERETT

Tackles 2, 2x, MR: at Kansas (10/19/13)
Sack 1.0, West Virginia (9/7/13)
TFL 1.0, 2x, MR: at Kansas (10/19/13)

#29 DE RASHOD FAVORS

Tackles 4, 2x, MR: Kansas (9/20/12)
TFL 1.0, 2x, MR: Kansas (10/20/12)
Sacks 1.0, 2x, MR: Kansas (10/20/12)

#22 RB ROY FINCH

Rushes 26, vs. Texas A&M (11/5/11)
Rushing yards 99, vs. Texas A&M (11/5/11)
Long rush 55, vs. Texas Tech (10/22/11)
Rush TDs 1, 6x, MR: Florida A&M (9/8/12)
Receptions 7, at Kansas State (10/29/11)
Receiving yards 69, at Kansas State (10/29/11)
Receiving TDs 1, Tulsa (9/14/13)
Long reception 47, Ball State (10/1/11)
Kickoff returns 4, Texas Tech (10/22/11)
Kickoff return yards 112, Kansas (10/20/12)
Long kickoff return 100, Kansas (10/20/12)
Kickoff return TDs 1, Kansas (10/20/12)

#21 RB KEITH FORD

Rushes 7, Tulsa (9/14/13)
Rushing yards 46, Tulsa (9/14/13)
Long rush 23, Tulsa (9/14/13)
Rushing TDs 1, Tulsa (9/14/13)

#25 LB AARON FRANKLIN

Tackles 6, Florida A&M (9/8/12)
TFL 1.0, Florida A&M (9/8/12)
Sacks 1.0, Florida A&M (9/8/12)
QBH 1, Notre Dame (10/27/12)

#7 WR TREY FRANKS

Tackles 2, TCU (10/5/13)
Kickoff returns 6, Baylor (11/19/11)
Kickoff return yards 129, Baylor (11/19/11)
Long kickoff return 52, Iowa (12/30/11)

#45 LB CALEB GASTELUM

Tackles 3, ULM (8/31/13)

#82 TE BRANNON GREEN

Receptions 1, 3x, MR: Kansas State (9/8/12)
Receiving yards 18, 2x, MR: Florida A&M (9/8/12)
Long reception 18, 2x, MR: Florida A&M (9/8/12)
Receiving TDs 1, at UTEP (9/1/12)

#85 DE GENE GRISSOM

Tackles 6, at Notre Dame (9/28/13)
TFL 1.0, 3x, MR: vs. Texas (10/12/13)
Sacks 0.5, Texas Tech (10/26/13)
Interceptions 1, vs. Texas (10/12/13)

#10 DB QUENTIN HAYES

Tackles 8, 4x, MR: Texas Tech (10/26/13)
TFL 2.0, vs. Texas (10/12/13)
PBU 2, Texas Tech (10/26/13)

#39 K NICK HODGSON

Touchbacks 7, ULM (8/31/13)

#18 K MICHAEL HUNNICUTT

Field goals made 4, 2x, MR: Iowa State (11/26/11)
Long field goal 53, at Kansas State (10/29/11)
PATs made 9, Florida A&M (9/8/12)

#22 DB CORTEZ JOHNSON

Tackles 3, West Virginia (9/7/13)

#9 QB TREVOR KNIGHT

Completions 11, ULM (8/31/13)
Attempts 28, ULM (8/31/13)
Passing yards 119, West Virginia (9/7/13)
Long pass 32, West Virginia (9/7/13)
Passing TDs 3, ULM (8/31/13)
Rushes 13, ULM (8/31/13)
Rushing yards 103, ULM (8/31/13)
Long rush 24, ULM (8/31/13)

#40 DE P.L. LINDLEY

Tackles 5, at Kansas (10/19/13)

#9 DB GABE LYNN

Tackles 9, Texas Tech (10/26/13)
TFL 2.0, at UTEP (9/1/12)
Interception 1, 3x, MR: Texas Tech (10/26/13)

#17 WR TREY METOYER

Receptions 4, at UTEP (9/1/12)
Receiving yards 39, Kansas State (9/22/12)
Long reception 27, Kansas State (9/22/12)
Receiving TDs 1, 2x, MR: ULM (8/31/13)

#33 FB TREY MILLARD

Rushes 7, vs. Texas (10/12/13)
Rushing yards 61, at Kansas State (10/29/11)
Long rush 61, at Kansas State (10/29/11)
Rushing TDs 1, 6x, MR: TCU (10/5/13)
Receptions 5, vs. Texas (10/13/12)
Receiving yards 119, vs. Texas (10/13/12)
Long reception 73, vs. Texas (10/13/12)
Receiving TDs 1, 7x, MR: West Virginia (9/7/13)
Tackles 5, at Kansas (10/15/11)

#98 DE CHUKA NDULUE

Tackles 15, vs. Texas (10/12/13)
TFL 1, 6x, MR: Texas Tech (10/26/13)
Sacks 1, 5x, MR: Texas Tech (10/26/13)
QBH 2, at UTEP (9/1/12)

#13 WR DURRON NEAL

Receptions 4, 2x, MR: TCU (10/5/13)
Receiving yards 64, Tulsa (9/14/13)
Long reception 41, Tulsa (9/14/13)

#7 LB COREY NELSON

Tackles 9, 2x, MR: Notre Dame (10/27/12)
TFL 3.0, at Kansas (10/15/11)
Sacks 3.0, at Kansas (10/15/11)
Interceptions 1, at Notre Dame (9/28/13)
PBU 2, Tulsa (9/14/13)
QBH 2, Texas Tech (10/22/11)

#84 DE MIKE ONUOHA

Tackles 2, Kansas (10/20/12)

#94 DT TORREA PETERSON

Tackles 2, TCU (10/5/13)
TFL 1.0, vs. Texas (10/8/11)

#80 DT JORDAN PHILLIPS

Tackles 4, 2x, MR: at Iowa State (11/3/12)
TFL 1.0, 2x, MR: at Notre Dame (9/28/13)
Sacks 1.0, at Notre Dame (9/28/13)

#16 WR JAZ REYNOLDS

Receptions 7, at Baylor (11/19/11)
Receiving yards 141, Ball State (10/1/11)
Long reception 82, Tulsa (9/14/13)
Receiving TDs 2, at Kansas State (10/29/11)

#28 RB ALEX ROSS

Rushes 1, ULM (8/31/13)
Rushing yards 8, ULM (8/31/13)
Long rush 8, ULM (8/31/13)

#15 DB ZACK SANCHEZ

Tackles 8, Texas Tech (10/26/13)
TFL 0.5, Tulsa (9/14/13)
PBU 4, TCU (10/5/13)

#18 WR JALEN SAUNDERS

Receptions 15, Notre Dame (10/27/12)
 Receiving yards..... 181, Notre Dame (10/27/12)
 Long reception88, at San Diego State (12/3/11)
 Receiving TDs 2, 5x, MR: Texas Tech (10/26/13)
 Punt returns 4, ULM (8/31/13)
 Punt return yards89, Oklahoma State (11/24/12)
 Punt return TDs..... 1, Oklahoma State (11/24/12)
 Long punt return 81, Oklahoma State (11/24/12)

#20 LB FRANK SHANNON

Tackles..... 16, vs. Texas (10/12/13)
 TFL 1.0, 4x, MR: TCU, (10/5/13)
 Sacks 1.0, 2x, MR: Baylor (11/10/12)
 Interceptions..... 1, at Notre Dame (9/28/13)

#3 WR STERLING SHEPARD

Receptions 8, Tulsa (9/14/13)
 Receiving yards..... 123, Tulsa (9/14/13)
 Long reception 54, at Notre Dame (9/28/13)
 Receiving TDs 2, Tulsa (9/14/13)
 Rushes 1, 4x, MR: vs. Texas (10/12/13)
 Rushing yards..... 24, vs. Texas (10/12/13)
 Long rush 24, vs. Texas (10/12/13)

#41 LB ERIC STRIKER

Tackles..... 7, vs. Texas (10/12/13)
 TFL 1.5, Texas Tech (10/26/13)
 Sacks 1.5, Texas Tech (10/26/13)
 QBH 2, at Notre Dame (9/28/13)

#91 DE CHARLES TAPPER

Tackles..... 6, 2x, MR: at Kansas (10/19/13)
 TFL 3.0, at Kansas (10/19/13)
 Sacks 2.0, 2x, MR: at Kansas (10/19/13)
 QBH 2, 2x, MR: Texas Tech (10/26/13)

#6 DB STANVON TAYLOR

Tackles..... 3, Tulsa (9/14/13)
 PBU 2, Tulsa (9/14/13)

#93 DT JORDAN WADE

Tackles..... 4, Texas Tech (10/26/13)

#26 RB DAMIEN WILLIAMS

Rushes 23, Baylor (11/10/12)
 Rushing yards..... 167, vs. Texas (10/13/12)
 Long rush 95, vs. Texas (10/13/12)
 Rushing TDs 4, Florida A&M (9/8/12)
 Receptions 6, 2x, MR: at West Virginia (11/17/12)
 Receiving Yards..... 82, Texas Tech (10/6/12)
 Receiving TDs 1, TCU (12/1/12)

#2 DB JULIAN WILSON

Tackles..... 6, 2x, MR: at West Virginia (11/17/12)
 TFL 1.0, 4x, MR: Texas Tech (10/26/13)
 PBU 2, Texas A&M (1/4/13)
 Interceptions..... 1, 2x, MR: at Notre Dame (9/28/13)

#12 WR DERRICK WOODS

Receptions 1, Tulsa (9/14/13)
 Receiving Yards..... 9, Tulsa (9/14/13)
 Long reception 9, Tulsa (9/14/13)

GOAL-TO-GO SITUATIONS

GAME-BY-GAME

Date	Opponent	Offense	Defense
8/31	ULM	None	None
9/7	WVU	TD	End of Game
9/14	Tulsa	TD	TD
		FG	FG
		TD	FG
		TD	TD
9/28	at Notre Dame	FG	TD
10/5	TCU	TD	FG
			TD
			TD
10/12	vs. Texas	TD	None
10/19	at Kansas	TD	TD
		TD	TD
10/26	Texas Tech	TD	TD
		TD	TD

SUMMARY

Totals	Offense	Defense
Goal-to-Go Situations	12	13
Scores	12	12
Total Points	66	63
Touchdowns	10	9
Field Goals	2	3
Fumbles	0	0
Interceptions	0	0
Missed Field Goals	0	0
Lost on Downs	0	0
End of Half/Game	0	1
Ran Out Clock	0	0

Oklahoma

Qtr.	Opp.	Time	Scoring Play	Conversion	Play-Yards	TOP	Score
2	ULM	11:15	Jalen Saunders 12 yd pass from Trevor Knight	Hunnicutt kick	14-78	4:06	7-0
2	ULM	5:34	Michael Hunnicutt 41 yd field goal		13-53	3:00	10-0
2	ULM	0:39	Michael Hunnicutt 33 yd field goal		11-56	4:12	13-0
3	ULM	10:42	Brennan Clay 8 yd run	Hunnicutt kick	5-47	1:39	20-0
3	ULM	3:07	Jalen Saunders 18 yd pass from Trevor Knight	Hunnicutt kick	1-18	0:09	27-0
3	ULM	0:38	Trey Metoyer 13 yd pass from Trevor Knight	Hunnicutt kick	3-20	1:24	34-0
1	WVU	4:22	Michael Hunnicutt 44 yd field goal		12-51	4:32	3-7
2	WVU	13:35	Trey Millard 1 yd pass from Trevor Knight	Hunnicutt kick	5-32	1:29	10-7
2	WVU	11:00	Michael Hunnicutt 21 yd field goal		13-83	3:58	13-7
4	WVU	10:16	Michael Hunnicutt 32 yd field goal		9-45	4:34	16-7
1	Tulsa	10:10	Brennan Clay 4 yd run	Hunnicutt kick	12-72	4:50	7-0
1	Tulsa	5:09	Michael Hunnicutt 20 yd field goal		7-89	2:55	10-0
2	Tulsa	10:56	Sterling Shepard 3 yd pass from Blake Bell	Hunnicutt kick	9-75	4:22	17-7
2	Tulsa	7:12	Roy Finch 29 yd pass from Blake Bell	Hunnicutt kick	4-33	1:41	24-7
2	Tulsa	3:41	Michael Hunnicutt 30 yd field goal		9-60	2:42	27-7
3	Tulsa	12:34	Sterling Shepard 35 yd pass from Blake Bell	Hunnicutt kick	3-35	1:25	34-7
4	Tulsa	14:53	Michael Hunnicutt 36 yd field goal		14-56	4:53	37-13
4	Tulsa	9:33	Jalen Saunders 25 yd pass from Blake Bell	Hunnicutt kick	5-75	2:26	44-20
4	Tulsa	2:35	Keith Ford 3 yd run	Hunnicutt kick	11-84	5:35	51-20
1	at Notre Dame	14:11	Corey Nelson 24 yd interception return	Hunnicutt kick	-	-	7-0
1	at Notre Dame	12:15	Damien Williams 11 yd run	Hunnicutt kick	4-32	1:35	14-0
2	at Notre Dame	0:42	Lacoltan Bester 26 yd pass from Blake Bell	Hunnicutt kick	10-88	4:43	21-7
3	at Notre Dame	8:11	Michael Hunnicutt 27 yd field goal		9-43	4:20	24-14
3	at Notre Dame	2:43	Michael Hunnicutt 19 yd field goal		9-65	3:53	27-14
4	at Notre Dame	12:24	Sterling Shepard 54 yd pass from Blake Bell	Shepard pass from Bell	5-75	1:46	35-21
1	TCU	2:45	Michael Hunnicutt 39 yd field goal		11-42	4:54	3-0
2	TCU	2:29	Trey Millard 8 yd run	Hunnicutt kick	13-84	6:14	10-0
2	TCU	0:00	Michael Hunnicutt 37 yd field goal		8-48	1:15	13-0
4	TCU	4:37	Brennan Clay 76 yd run	Hunnicutt kick	2-82	0:53	20-10
1	vs. Texas	6:53	Michael Hunnicutt 34 yd field goal		10-58	3:20	3-3
2	vs. Texas	1:06	Damien Williams 3 yd run	Hunnicutt kick	7-20	2:45	3-20
3	vs. Texas	11:08	Michael Hunnicutt 37 yd field goal		8-55	3:52	13-23
4	vs. Texas	10:07	Geneo Grissom 54 yd interception return	Hunnicutt kick	-	-	20-36
2	at Kansas	7:05	Jaz Reynolds 16 yd pass from Bell	Kick failed	6-55	3:09	6-13
2	at Kansas	4:42	Safety		-	-	8-13
2	at Kansas	4:24	Sterling Shepard 49 yd pass from Bester	Hunnicutt kick	1-49	0:10	15-13
2	at Kansas	0:11	Michael Hunnicutt 37 yd field goal		8-28	2:07	18-13
3	at Kansas	10:47	Sterling Shepard 10 yd pass from Bell	Hunnicutt kick	6-58	2:18	25-13
4	at Kansas	10:15	Aaron Colvin PAT return		-	-	27-19
4	at Kansas	4:19	Damien Williams 6 yd run	Hunnicutt kick	11-75	5:56	34-19
2	Texas Tech	5:55	Jalen Saunders 15 yd pass from Bell	Hunnicutt kick	16-97	7:36	7-7
2	Texas Tech	3:55	Jalen Saunders 76 yd pass from Bell	Hunnicutt kick	1-76	0:11	14-7
3	Texas Tech	9:37	Damien Williams 3 yd run	Hunnicutt kick	11-86	5:23	21-7
3	Texas Tech	0:33	Lacoltan Bester 35 yd run	Hunnicutt kick	5-75	2:35	28-24
4	Texas Tech	11:04	Damien Williams 3 yd run	Hunnicutt kick	7-58	2:29	35-24
4	Texas Tech	1:17	Michael Hunnicutt 37 yd field goal		12-53	5:56	38-30

Opponent

Qtr.	Opp.	Time	Scoring Play	Conversion	Play-Yards	TOP	Score
1	WVU	8:54	Dreamius Smith 75 yd run	Lambert kick	3-85	0:47	7-0
1	Tulsa	0:18	Trey Watts 2 yd run	Salazar kick	11-75	4:51	7-10
3	Tulsa	9:16	Carl Salazar 26 yd field goal		9-66	3:18	10-34
3	Tulsa	4:46	Carl Salazar 21 yd field goal		4-5	1:21	13-34
4	Tulsa	11:59	Ja'Terian Douglas 6 yd run	Salazar kick	10-75	2:54	20-37
1	at Notre Dame	4:03	TJ Jones 6 yd pass from Tommy Rees	Brindza kick	10-80	5:03	7-14
3	at Notre Dame	12:31	George Atkinson III 80 yd run	Brindza kick	1-80	0:13	14-21
4	at Notre Dame	14:10	Troy Niklas 30 yd pass from Tommy Rees	Brindza kick	7-75	3:33	21-24
3	TCU	3:32	Jaden Oberkrom 25 yd field goal		12-45	7:17	3-13
3	TCU	0:08	Trevone Boykin 2 yd run	Oberkrom kick	6-35	3:24	10-13
4	TCU	2:26	Trevone Boykin 8 yd run	Oberkrom kick	5-75	2:11	17-20
1	vs. Texas	10:13	Anthony Fera 31 yd field goal		15-61	4:47	3-0
1	vs. Texas	2:29	Chris Whaley 31 yd interception return	Fera kick	-	-	10-3
2	vs. Texas	8:46	Marcus Johnson 59 yd pass from Case McCoy	Fera kick	6-73	2:29	17-3
2	vs. Texas	3:22	Anthony Fera 50 yd field goal		7-20	2:45	20-3
2	vs. Texas	0:00	Anthony Fera 43 yd field goal		6-64	0:58	23-10
3	vs. Texas	7:22	Daje Johnson 85 yd punt return	Fera kick	-	-	29-13
3	vs. Texas	0:21	Mike Davis 38 yd pass from Case McCoy	Fera kick	9-70	3:56	36-13
1	at Kansas	8:23	Jimmay Mundine 1 yd pass from Jake Heaps	Wyman kick	10-70	4:44	7-0
2	at Kansas	14:49	James Sims 11 yd run	Kick failed	4-68	2:05	14-0
4	at Kansas	10:15	James Sims 6 yd run	Kick failed	1-6	0:04	19-25
1	Texas Tech	3:38	Eric Ward 3 yd pass from Williams	Bustin kick	9-51	2:06	7-0
3	Texas Tech	8:37	Eric Ward 23 yd pass from Webb	Bustin kick	4-75	1:00	14-21
3	Texas Tech	3:59	Ryan Bustin 34 yd field goal		6-26	3:06	17-21
3	Texas Tech	3:08	Jakeem Grant 17 yd pass from Webb	Bustin kick	3-46	0:51	24-21
4	Texas Tech	7:13	Kenny Williams 1 yd run	Pass failed	11-76	3:51	30-35

BIG YARDAGE GAMES

OKLAHOMA

100-Yard Receivers

Date	Opponent	Player	Rec.	Yds.	Avg.	Long
1. 9/14	Tulsa	Sterling Shepard	8	123	15.4	44
2. 9/14	Tulsa	Jaz Reynolds	4	109	27.3	82
3. 10/26	Texas Tech	Jalen Saunders	6	153	25.5	76

100-Yard Rushers

Date	Opponent	Player	Att.	Yds.	Avg.	Long
1. 8/31	ULM	QB Trevor Knight	13	103	7.9	24
2. 9/7	WVU	RB Brennan Clay	22	170	7.7	34
3. 10/5	TCU	RB Brennan Clay	9	111	12.3	76

300-Yard Passers

Date	Opponent	Player	Att.	Comp.	Yds.	Long
1. 9/14	Tulsa	Blake Bell	37	27	413	82

OPPONENT

100-Yard Receivers

Date	Opponent	Player	Rec.	Yds.	Avg.	Long
1. 9/14	Tulsa	Jordan James	6	100	16.7	35
2. 10/26	Texas Tech	Jace Amaro	8	119	14.9	28
3. 10/26	Texas Tech	Eric Ward	9	106	11.8	45

100-Yard Rushers

Date	Opponent	Player	Att.	Yds.	Avg.	Long
1. 9/28	at Notre Dame	George Atkinson III	14	148	10.6	80
2. 10/12	vs. Texas	Johnathan Gray	29	123	4.2	38
3. 10/12	vs. Texas	Malcolm Brown	23	120	5.2	13
4. 10/19	at Kansas	James Sims	23	129	5.6	20

300-Yard Passers

Date	Opponent	Player	Att.	Comp.	Yds.	Long
1. 10/26	Texas Tech	Davis Webb	53	33	385	45

2013 SPECIAL TEAMS TACKLES

Player	Total	UA/A	ULM	WVU	TULSA	UND	TCU	TEX	KAN	TT	BAY	ISU	KSU	OKST
Trey Franks	6	5/1	-	1/0	1/0	-	2/0	0/1	-	1/0				
Aaron Colvin	4	4/0	-	-	-	1/0	-	1/0	1/0	1/0				
Aaron Franklin	4	3/1	-	1/0	-	-	-	1/1	1/0	-				
Lacoltan Bester	3	2/1	-	-	1/0	0/1	1/0	-	-	-				
Kass Everett	3	3/0	-	-	-	-	-	1/0	1/0	1/0				
Keith Ford	2	1/1	-	-	0/1	-	-	1/0	-	-				
Trey Millard	2	2/0	-	1/0	-	-	1/0	-	-	-				
Dominique Alexander	1	0/1	-	-	0/1	-	-	-	-	-				
Jordan Evans	1	0/1	-	-	0/1	-	-	-	-	-				
Quentin Hayes	1	0/1	-	-	0/1	-	-	-	-	-				
Kyle Marrs	1	1/0	-	-	-	-	-	-	-	1/0				
Eric Striker	1	1/0	-	-	-	-	-	-	-	1/0				
Austin Woods	1	0/1	-	-	-	0/1	-	-	-	-				
Derrick Woods	1	1/0	-	-	-	-	-	-	-	1/0				

CAREER BIG YARDAGE GAMES

100-Yard Rushers

RB DAMIEN WILLIAMS (4)

Date	Opponent	Att.	Yds.	TD	Avg.	Long
1. 10/13/12	vs. Texas	22	167	1	7.6	95
2. 9/8/12	Florida A&M	10	156	4	15.6	89
3. 12/1/12	TCU	18	115	1	6.4	66
4. 9/1/12	at UTEP	10	103	1	10.3	65

RB BRENNAN CLAY (3)

Date	Opponent	Att.	Yds.	TD	Avg.	Long
1. 9/7/13	West Virginia	22	170	0	7.7	34
2. 11/3/12	at Iowa State	24	157	1	6.5	18
3. 10/5/13	TCU	9	111	1	12.3	76

QB TREVOR KNIGHT (1)

Date	Opponent	Att.	Yds.	TD	Avg.	Long
1. 8/31/13	ULM	13	103	0	7.9	24

100-Yard Receivers

WR JALEN SAUNDERS (4)

Date	Opponent	Rec.	Yds.	TD	Avg.	Long
1. 10/27/12	Notre Dame	15	181	0	12.1	35
2. 11/24/12	Oklahoma State	10	162	1	16.2	33
3. 11/17/12	at West Virginia	7	123	1	17.6	76
4. 12/1/12	at TCU	7	115	1	16.4	24
5. 10/26/13	Texas Tech	6	153	2	25.5	76

WR JAZ REYNOLDS (3)

Date	Opponent	Rec.	Yds.	TD	Avg.	Long
1. 10/1/11	Ball State	5	141	1	28.2	62
2. 11/19/11	Baylor	7	114	0	16.3	30
3. 9/14/13	Tulsa	4	109	0	27.3	82

WR STERLING SHEPARD (3)

Date	Opponent	Rec.	Yds.	TD	Avg.	Long
1. 9/14/13	Tulsa	8	123	2	15.4	44
2. 9/22/12	Kansas State	7	108	1	15.4	24
3. 10/5/13	TCU	9	111	1	12.3	76

FB TREY MILLARD (1)

Date	Opponent	Rec.	Yds.	TD	Avg.	Long
1. 10/13/12	vs. Texas	5	119	1	23.8	73

TURNOVER CHART

OKLAHOMA TAKEAWAYS

Date	Opponent	Takeaway	Qtr.	Yd-Line	Result
8/31	ULM	J. Wilson - INT	3rd	ULM47	TD
9/7	WVU	C. Ndulue - FUM	2nd	OU49	FUM
9/7	WVU	G. Lynn - INT	3rd	OU37	INT
9/7	WVU	G. Lynn - FUM	3rd	OU14	Punt
9/14	Tulsa	G. Lynn - INT	2nd	OU36	TD
9/28	at Notre Dame	C. Nelson - INT	1st	ND24	TD
9/28	at Notre Dame	F. Shannon - INT	1st	ND49	TD
9/28	at Notre Dame	J. Wilson - INT	2nd	OU12	TD
10/12	vs. Texas	P. Lindley - FUM	1st	OU19	INT
10/12	vs. Texas	G. Grissom - INT	4th	OU46	TD
10/26	Texas Tech	A. Colvin - INT	1st	OU2	FUM
10/26	Texas Tech	A. Colvin - FUM	2nd	OU24	TD
10/26	Texas Tech	G. Lynn - INT	4th	OU39	TD

OKLAHOMA GIVEAWAYS

Date	Opponent	Giveaway	Qtr.	Yd-Line	Result
8/31	ULM	C. Smith - INT	4th	ULM43	Downs
9/7	WVU	D. Cook - FUM	2nd	WVU18	Punt
9/7	WVU	W. Clarke - FUM	2nd	WVU38	Punt
9/7	WVU	D. Cook - INT	3rd	WVU0	INT
9/7	WVU	K. Joseph - INT	3rd	WVU4	Fumble
10/12	vs. Texas	C. Whaley - INT	1st	OU31	TD
10/12	vs. Texas	D. Thomas - INT	3rd	UT30	TD
10/19	at Kansas	J. Shepard - FUM	1st	KU32	TD
10/19	at Kansas	J. Shepard - INT	3rd	KU25	Punt
10/26	Texas Tech	B. Jones - FUM	1st	OU26	Punt

SPECIAL TEAMS

Date	Opponent	Takeaway	Qtr.	Yd-Line	Result	Date	Opponent	Giveaway	Qtr.	Yd-Line	Result
9/7	WVU	T. Franks - FUM	1st	WVU32	TD	10/5	TCU	Team - FUM	3rd	OU35	TD

TURNOVER SUMMARY

Date	Opponent	Takeaways	Points Off	Giveaways	Points Off	TO Margin	Points Off Margin
8/31	ULM	1	7	1	0	0	+7
9/7	West Virginia	4	7	4	0	0	+7
9/14	Tulsa	1	7	0	0	+1	+7
9/28	at Notre Dame	3	21	0	0	+3	+21
10/5	TCU	0	0	1	7	-1	-7
10/12	vs. Texas	2	7	2	13	0	-6
10/19	at Kansas	0	0	2	6	-2	-6
10/26	Texas Tech	3	14	1	0	+2	+14
11/7	at Baylor						
11/16	Iowa State						
11/23	at Kansas State						
12/7	at Oklahoma State						
Totals		14	63	11	26	+3	+37

BIG PLAY SUMMARY**RUSHES (10+ YARDS)****OFFENSE**

	<u>Date</u>	<u>Opponent</u>	<u>Oklahoma Player</u>	<u>Yards</u>
1.	8/31	ULM	QB Trevor Knight	24
2.	8/31	ULM	RB Brennan Clay	13
3.	8/31	ULM	RB Roy Finch	11
4.	8/31	ULM	RB Roy Finch	21
5.	8/31	ULM	QB Trevor Knight	11
6.	8/31	ULM	QB Trevor Knight	17
7.	8/31	ULM	QB Trevor Knight	15
8.	8/31	ULM	QB Trevor Knight	18
9.	8/31	ULM	QB Blake Bell	15
10.	9/7	WVU	RB Brennan Clay	33
11.	9/7	WVU	QB Trevor Knight	14
12.	9/7	WVU	RB Damien Williams	16
13.	9/7	WVU	QB Trevor Knight	14
14.	9/7	WVU	RB Damien Williams	11
15.	9/7	WVU	RB Damien Williams	12
16.	9/7	WVU	RB Brennan Clay	34
17.	9/7	WVU	RB Brennan Clay	26
18.	9/7	WVU	RB Brennan Clay	32
19.	9/7	WVU	QB Blake Bell	10
20.	9/7	WVU	RB Brennan Clay	14
21.	9/7	WVU	RB Damien Williams	17
22.	9/7	WVU	QB Blake Bell	11
23.	9/7	WVU	RB Brennan Clay	14
24.	9/14	Tulsa	QB Blake Bell	11
25.	9/14	Tulsa	RB Roy Finch	48
26.	9/14	Tulsa	RB Keith Ford	23
27.	9/14	Tulsa	RB Roy Finch	11
28.	9/28	at Notre Dame	RB Damien Williams	11
29.	9/28	at Notre Dame	RB Damien Williams	19
30.	9/28	at Notre Dame	QB Blake Bell	12
31.	9/28	at Notre Dame	QB Blake Bell	10
32.	9/28	at Notre Dame	QB Blake Bell	11
33.	9/28	at Notre Dame	QB Trevor Knight	30
34.	9/28	at Notre Dame	RB Brennan Clay	15
35.	9/28	at Notre Dame	RB Brennan Clay	12
35.	9/28	at Notre Dame	RB Brennan Clay	12
36.	10/5	TCU	QB Blake Bell	12
37.	10/5	TCU	RB Brennan Clay	11
38.	10/5	TCU	QB Blake Bell	15
39.	10/5	TCU	RB Brennan Clay	76
40.	10/5	TCU	QB Blake Bell	13
41.	10/5	TCU	QB Blake Bell	17
43.	10/12	vs. Texas	WR Sterling Shepard	24
44.	10/12	vs. Texas	RB Keith Ford	14
45.	10/12	vs. Texas	RB Damien Williams	17
46.	10/12	vs. Texas	RB Roy Finch	12
47.	10/12	vs. Texas	RB Brennan Clay	18
48.	10/19	at Kansas	QB Blake Bell	27
49.	10/19	at Kansas	QB Blake Bell	15
50.	10/19	at Kansas	FB Trey Millard	33
51.	10/19	at Kansas	RB Damien Williams	13
52.	10/19	at Kansas	RB Roy Finch	15
53.	10/19	at Kansas	RB Roy Finch	23
54.	10/26	Texas Tech	QB Blake Bell	18
55.	10/26	Texas Tech	QB Blake Bell	10
56.	10/26	Texas Tech	RB Damien Williams	13
57.	10/26	Texas Tech	RB Damien Williams	32
58.	10/26	Texas Tech	WR Lacoltan Bester	35
59.	10/26	Texas Tech	RB Roy Finch	18
60.	10/26	Texas Tech	RB Roy Finch	11
61.	10/26	Texas Tech	RB Brennan Clay	10

DEFENSE

	<u>Date</u>	<u>Opponent</u>	<u>Opponent Player</u>	<u>Yards</u>
1.	9/7	WVU	RB Dreamius Smith	75
2.	9/7	WVU	RB Charles Sims	11
3.	9/7	WVU	RB Charles Sims	10
4.	9/7	WVU	RB Charles Sims	16
5.	9/7	WVU	RB Wendell Smallwood	16
6.	9/7	WVU	RB Dustin Garrison	14
7.	9/14	Tulsa	RB Trey Watts	22
8.	9/28	at Notre Dame	RB Amir Carlisle	10
9.	9/28	at Notre Dame	RB Tarean Folston	36
10.	9/28	at Notre Dame	RB George Atkinson III	80
11.	9/28	at Notre Dame	RB George Atkinson III	14
12.	10/5	TCU	QB Trevone Boykin	12
13.	10/12	vs. Texas	RB Johnathan Gray	38
14.	10/12	vs. Texas	RB Malcolm Brown	11
15.	10/12	vs. Texas	RB Malcolm Brown	13
16.	10/19	at Kansas	RB James Sims	14
17.	10/19	at Kansas	RB James Sims	20
18.	10/19	at Kansas	RB James Sims	12
19.	10/19	at Kansas	RB Darrian Miller	38
20.	10/19	at Kansas	RB James Sims	11
21.	10/19	at Kansas	RB Darrian Miller	14
22.	10/26	Texas Tech	RB Jakeem Grant	14
23.	10/26	Texas Tech	QB Davis Webb	14
24.	10/26	Texas Tech	RB DeAndre Washington	19
25.	10/26	Texas Tech	RB Kenny Williams	10
26.	10/26	Texas Tech	RB DeAndre Washington	12



BIG PLAY SUMMARY

PASS PLAYS (20+ YARDS)

OFFENSE

	<u>Date</u>	<u>Opponent</u>	<u>Oklahoma Players</u>	<u>Yards</u>
1.	9/7	WVU	Lacoltan Bester from Knight	32
2.	9/7	WVU	Jalen Saunders from Knight	30
3.	9/14	Tulsa	Jaz Reynolds from Bell	82
4.	9/14	Tulsa	Durron Deal from Bell	41
5.	9/14	Tulsa	Roy Finch from Bell	29
6.	9/14	Tulsa	Sterling Shepard from Bell	44
7.	9/14	Tulsa	Sterling Shepard from Bell	35
8.	9/14	Tulsa	Jalen Saunders from Bell	25
9.	9/28	at Notre Dame	Lacoltan Bester from Bell	26
10.	9/28	at Notre Dame	Sterling Shepard from Bell	54
11.	10/12	vs. Texas	Trey Millard from Bell	29
12.	10/12	vs. Texas	Lacoltan Bester from Bell	47
13.	10/19	at Kansas	Jalen Saunders from Bell	25
14.	10/19	at Kansas	Sterling Shepard from Bester	49
15.	10/26	Texas Tech	Jalen Saunders from Bell	20
16.	10/26	Texas Tech	Jalen Saunders from Bell	76
17.	10/26	Texas Tech	Damien Williams from Bell	30

DEFENSE

	<u>Date</u>	<u>Opponent</u>	<u>Opponent Players</u>	<u>Yards</u>
1.	9/7	WVU	Ronald Carswell from Millard	33
2.	9/14	Tulsa	Trey Watts from Green	25
3.	9/14	Tulsa	Jordan James from Green	35
4.	9/14	Tulsa	Conner Floyd from Green	20
5.	9/14	Tulsa	Jordan James from Green	21
6.	9/28	at Notre Dame	Troy Niklas from Rees	30
7.	10/5	TCU	Cam White from Boykin	20
8.	10/5	TCU	David Porter from Boykin	45
9.	10/5	TCU	B.J. Catalon from Boykin	21
10.	10/12	vs. Texas	Kendal Sanders from McCoy	22
11.	10/12	vs. Texas	Jaxon Shipley from McCoy	21
12.	10/12	vs. Texas	Marcus Johnson from McCoy	59
13.	10/12	vs. Texas	Mike Davis from McCoy	38
14.	10/26	Texas Tech	Jace Amaro from Webb	21
15.	10/26	Texas Tech	Eric Ward from Webb	45
16.	10/26	Texas Tech	Eric Ward from Webb	23
17.	10/26	Texas Tech	Jace Amaro from Webb	28
18.	10/26	Texas Tech	Jakeem Grant from Webb	24

INDIVIDUAL

Rushed 30 times

OU: 30, Dominique Whaley at Kansas (10/15/11)
Opp.: 32, Jordan Todman, Connecticut (1/1/11)

Rushed 40 times

OU: 55, Steve Owens at Oklahoma State (11/29/69)
Opp.: 40, Ricky Williams, Texas (10/11/97)

Rushed 50 times

OU: 55, Steve Owens at Oklahoma State (11/29/69)
Opp.: Under research

Rushed for 100 yards

OU: 111, Brennan Clay, TCU (10/5/13)
Opp.: 129, James Sims at Kansas (10/19/13)

Quarterback rushed for 100 yards

OU: 103, Trevor Knight, ULM (8/31/13)
Opp.: 229, Johnny Manziel vs. Texas A&M (1/4/13)

Rushed for 200 yards

OU: 208, DeMarco Murray vs. Utah State (9/4/10)
Opp.: 229, Johnny Manziel vs. Texas A&M (1/4/13)

Rushed for 250 yards

OU: 291, De'Mond Parker vs. Texas (10/11/97)
Opp.: 344, Tavon Austin at West Virginia (11/17/12)

Two 100-yard rushers

OU: 122, Chris Brown and 114, Mossis Madu vs. Missouri (12/6/08)
Opp.: 123, Johnathan Gray & 120, Malcolm Brown vs. Texas (10/12/13)

Three 100-yard rushers

OU: 122, Kenyon Rasheed, 110, Ike Lewis and 107, Dewell Brewster vs. Pittsburgh (9/15/90)
Opp.: Never

Quarterback rushed for 100 yards

OU: 103, Trevor Knight, ULM (8/31/13)
Opp.: 229, Johnny Manziel vs. Texas A&M (1/4/13)

Had a 70-yard run from scrimmage

OU: 76, Brennan Clay, TCU (10/5/13)
Opp.: 80, George Atkinson III at Notre Dame (9/28/13)

Rushed for three touchdowns

OU: 4, Blake Bell, vs. Texas (10/13/12)
Opp.: 4, Joseph Randle, Oklahoma State (11/24/12)

Rushed for four touchdowns

OU: 4, Blake Bell, vs. Texas (10/13/12)
Opp.: 4, Joseph Randle, Oklahoma State (11/24/12)

Rushed for five touchdowns

OU: 5, DeMarco Murray vs. North Texas (9/1/07)
Opp.: Never

Rushed for six touchdowns

OU: 6, Quentin Griffin vs. Texas (10/7/00)
Opp.: Never

Passed for 300 yards

OU: 413, Blake Bell, Tulsa (9/14/13)
Opp.: 385, Davis Webb, Texas Tech (10/26/13)

Passed for 400 yards

OU: 413, Blake Bell, Tulsa (9/14/13)
Opp.: 479, Robert Griffin III, Baylor (11/19/11)

Passed for 500 yards

OU: 500, Landry Jones, Oklahoma State (11/24/12)
Opp.: Never

Attempted 40 passes

OU: 48, Landry Jones vs. Texas A&M (1/4/13)
Opp.: 53, Davis Webb, Texas Tech (10/26/13)

Attempted 50 passes

OU: 71, Landry Jones, Oklahoma State (11/24/12)
Opp.: 53, Davis Webb, Texas Tech (10/26/13)

Attempted 60 passes

OU: 71, Landry Jones, Oklahoma State (11/24/12)
Opp.: 64, Ryan Tannehill, Texas A&M (11/5/11)

Threw three touchdown passes

OU: 4, Blake Bell, Tulsa (9/14/13)
Opp.: 4, Geno Smith at West Virginia (11/17/12)

Threw four touchdown passes

OU: 4, Blake Bell, Tulsa (9/14/13)
Opp.: 4, Geno Smith at West Virginia (11/17/12)

Threw five touchdown passes

OU: 6, Landry Jones at West Virginia (11/17/12)
Opp.: 5, Matt Leinart, USC (1/4/05)

Threw six touchdown passes

OU: 6, Landry Jones at West Virginia (11/17/12)
Opp.: Under research

Non-quarterback touchdown pass

OU: 49, Lacoltan Bester to Sterling Shepard at Kansas (10/19/13)
Opp.: 3, Kenny Williams to Eric Ward (10/26/13)

Caught 10 passes

OU: 15, Justin Brown & 10, Jalen Saunders, Oklahoma State (11/24/12)
Opp.: 11, Josh Stewart, Oklahoma State (11/24/12)

Had 100 yards receiving

OU: 153, Jalen Saunders, Texas Tech (10/26/13)
Opp.: 119 Jace Amaro & 106 Eric Ward, Texas Tech (10/26/13)

Had 150 yards receiving

OU: 162, Jalen Saunders, Oklahoma State (11/24/12)
Opp.: 150, Josh Stewart, Oklahoma State (11/24/12)

Had 200 yards receiving

OU: 217, Ryan Broyles at Kansas (10/15/11)
Opp.: 205, Stedman Bailey at West Virginia (11/17/12)

Had a 70-yard pass completion

OU: 76, Blake Bell to Jalen Saunders, Texas Tech (10/26/13)
Opp.: 75, Clint Chelf to Josh Stewart, Oklahoma State (11/24/12)

Caught two touchdown passes

OU: 2, Jalen Saunders, Texas Tech (10/26/13)
Opp.: 2, Eric Ward, Texas Tech (10/26/13)

Caught three touchdown passes

OU: 4, Kenny Stills at West Virginia (11/17/12)
Opp.: 4, Stedman Bailey at West Virginia (11/17/12)

Caught four touchdown passes

OU: 4, Kenny Stills at West Virginia (11/17/12)
Opp.: 4, Stedman Bailey at West Virginia (11/17/12)

Two 100-yard receivers

OU: 123, Sterling Shepard & 109, Jaz Reynolds, Tulsa (9/14/13)
Opp.: 119 Jace Amaro & 106 Eric Ward, Texas Tech (10/26/13)

100-yard rusher and 100-yard receiver

OU: 115 (rush), Damien Williams, 108 (rec.), Jalen Saunders at TCU (12/1/12)
Opp.: 229 (rush), Johnny Manziel, 104 (rec.), Ryan Swope vs. Texas A&M (1/4/13)

Returned a punt for a touchdown

OU: 81, Jalen Saunders, Oklahoma State (11/24/12)
Opp.: 85, Daje Johnson vs. Texas (10/12/13)

Returned a kickoff for a touchdown

OU: 100, Roy Finch, Kansas (10/20/12)
Opp.: 100, Fozzy Whittaker, Texas (10/8/11)

Returned an interception for a touchdown

OU: 54, Geneo Grissom vs. Texas (10/12/13)
Opp.: 31, Chris Whaley vs. Texas (10/12/13)

Returned a fumble for a touchdown

OU: 56, Jamell Fleming and 19, David King vs. Texas (10/8/11)
Opp.: 1, Jarell Childs, Kansas State (9/22/12)

Returned a blocked field goal for a touchdown

OU: 48, Darryl Bright vs. Texas Tech (11/21/98)
Opp.: Under research

Returned a blocked punt for a touchdown

OU: 0, Will Peoples vs. Texas Tech (11/23/02)
Opp.: 24, Nathan Jeffery at UTEP (9/1/12)

Had 10 tackles

OU: 19, Dominique Alexander & 16, Frank Shannon & 15, Chuka Ndulue vs. Texas (10/12/13)
Opp.: 13, Tre' Porter & 10, Bruce Jones & 10, Austin Stewart, Texas Tech (10/26/13)

Had 15 tackles

OU: 19, Dominique Alexander & 16, Frank Shannon & 15, Chuka Ndulue vs. Texas (10/12/13)
Opp.: 15, Shawn Jackson, Tulsa (9/14/13)

Had 20 tackles

OU: 22, Rocky Calmus at Colorado (10/30/99)
Opp.: Under research

Blocked a punt

OU: Matt Dimon at Kansas (10/19/13)
Opp.: Richard Spencer at UTEP (9/1/12)

Blocked a field goal

OU: Brodney Pool vs. Oregon (9/18/04)
Opp.: Team, Texas Tech (10/26/13)

Blocked an extra point attempt

OU: Jordan Wade at Kansas (10/19/13)
Opp.: Chris Whaley vs. Texas (10/13/12)

Recorded a safety

OU: Team at Kansas (10/19/13) (Blocked punt)
Opp.: Team, Texas A&M (11/6/10) (Bad snap thru end zone)

Kicked three field goals

OU: 3, Michael Hunnicutt, West Virginia (9/7/13)
Opp.: 3, Kyle Brindza, Notre Dame (10/27/12)

Had 50-yard field goal

OU: 53, Michael Hunnicutt at Kansas State (10/29/11)
Opp.: 50, Anthony Fera vs. Texas (10/12/13)

Had a 70-yard punt

OU: 75, Tress Way at TCU (12/1/12)
Opp.: 73, Mike Brandtner, Iowa State (10/14/06)

Converted a two-point conversion

OU: Blake Bell to Sterling Shepard at Notre Dame (9/28/13)
Opp.: Ryan Tannehill to Malcome Kennedy, Texas A&M (11/5/11)

Returned a blocked PAT for a two-point conversion:

OU: 98, Aaron Colvin at Kansas (10/19/13)
Opp.: 91, Quandre Diggs vs. Texas (10/13/12)

TEAM**Scored 40 points**

OU: 51-20, Tulsa (9/14/13)
Opp: 41-13, Texas A&M (1/4/13)

Scored 50 points

OU: 51-20, Tulsa (9/14/13)
Opp.: 55-19, USC (1/4/05)

Scored 60 points

OU: 63-21, vs. Texas (10/13/12)
Opp.: 69-7, Nebraska (11/1/97)

Scored 70 points

OU: 79 vs. North Texas (9/1/07)
Opp.: 73-21, Nebraska (11/2/96)

Posted a shutout

OU: 34-0, ULM (8/31/13)
Opp.: 29-0, at Texas A&M (11/7/98)

Rushed for 200 yards

OU: 277, Texas Tech (10/26/13)
Opp.: 255, vs. Texas (10/12/13)

Rushed for 300 yards

OU: 316, West Virginia (9/7/13)
Opp.: 326, vs. Texas A&M (1/4/13)

Rushed for 400 yards

OU: 411 vs. Louisville (9/27/97)
Opp.: 458 at West Virginia (11/17/12)

Rushed for 500 yards

OU: 518 vs. New Mexico State (9/2/89)
Opp.: Never

Rushed for 600 yards

OU: 768 vs. Kansas State (10/15/88)
Opp.: Never

Rushed for 700 yards

OU: 768 vs. Kansas State (10/15/88)
Opp.: Never

Rushed for less than 100 yards

OU: 15, Notre Dame (10/27/12)
Opp.: 72, Texas Tech (10/26/13)

Rushed for five touchdowns

OU: 6, vs. Texas (10/13/12)
Opp.: 5, Oklahoma State (11/24/12)

Rushed for six touchdowns

OU: 6, vs. Texas (10/13/12)
Opp.: 8, Nebraska (11/1/97)

Rushed for seven touchdowns

OU: 8, Florida A&M (9/8/12)
Opp.: 8, Nebraska (11/1/97)

Rushed for eight touchdowns

OU: 8, Florida A&M (9/8/12)
Opp.: 8, Nebraska (11/1/97)

Passed for 300 yards

OU: 413, Tulsa (9/14/13)
Opp.: 388, Texas Tech (10/26/13)

Passed for 400 yards

OU: 413, Tulsa (9/14/13)
Opp.: 485, Baylor (11/19/11)

Passed for 500 yards

OU: 500, Oklahoma State (11/24/12)
Opp.: Never

Passed for less than 100 yards

OU: 77 at Oklahoma State (11/25/06)
Opp.: 16 at Kansas (10/19/13)

Passed for five touchdowns

OU: 6, at West Virginia (11/17/12)
Opp.: 5, USC (1/4/05)

Passed for six touchdowns

OU: 6, at West Virginia (11/17/12)
Opp.: Never

Gained 500 yards total offense

OU: 526, Texas Tech (10/26/13)
Opp.: 633, vs. Texas A&M (1/4/13)

Gained 600 yards total offense

OU: 607, Tulsa (9/14/13)
Opp.: 633, vs. Texas A&M (1/4/13)

Gained 700 yards total offense

OU: 829 vs. Kansas State (10/15/88)
Opp.: 778, at West Virginia (11/17/12)

Gained 800 yards total offense

OU: 829 vs. Kansas State (10/15/88)
Opp.: Never

Held under 100 total yards

OU: 83 vs. Navy (10/2/65)
Opp.: 44 vs. Idaho State (9/12/09)

Held under 200 total yards

OU: 183 vs. Iowa State (10/16/10)
Opp.: 166, ULM (8/31/13)

Gained 30 first downs

OU: 44 vs. Oklahoma State (11/24/12)
Opp.: 32 at West Virginia (11/17/12)

8.31.13 • Gaylord Family - Oklahoma Mem. Stadium (84,911) • Norman, Okla.

9.7.13 • Gaylord Family - Oklahoma Mem. Stadium (84,692) • Norman, Okla.

	ULM	0
	#16 OKLAHOMA	34

	WEST VIRGINIA	7
	#16 OKLAHOMA	16

NORMAN, Okla. -- Trevor Knight rushed for 103 yards on 13 carries and threw three touchdown passes -- two to Jalen Saunders -- in his first start, and No. 16 Oklahoma beat ULM 34-0.

Oklahoma gave coach Bob Stoops his 150th career win, putting him seven behind Barry Switzer on the Sooners' career coaching wins list. Oklahoma is 5-0 under Stoops in August games and 14-1 in home openers.

The shutout was the 14th under Stoops and the first in a season opener since doing it in a 37-0 win vs. Tulsa (8/30/02).

Knight became the first Oklahoma quarterback to rush for 100 or more yards in a game since Jason White had 117 yards rushing against Kansas on Oct. 13, 2001. A redshirt freshman, Knight was the fourth freshman quarterback to start a season for Oklahoma in modern times, joining Steve Collins (1989), Eric Moore (1995) and Sam Bradford (2007).

ULM upset then-No. 8 Arkansas on the road to open the 2012 season, but the Warhawks didn't get untracked offensively against a revamped Oklahoma defense. The Warhawks crossed midfield only twice and recorded only nine first downs and 166 yards of offense.

Score by Quarters	1	2	3	4	Score
ULM.....	0	0	0	0	0 - 0
Oklahoma.....	0	13	21	0	34 - 0

Scoring Summary:

- 2nd 11:15 OU - Saunders, Jalen 12 yd pass from Knight, Trevor (Hunnicut, Mike kick), 14-78 4:06
- 05:34 OU - Hunnicutt, Mike 41 yd field goal, 13-53 3:00
- 00:39 OU - Hunnicutt, Mike 33 yd field goal, 11-56 4:12
- 3rd 10:42 OU - Clay, Brennan 8 yd run (Hunnicut, Mike kick), 5-47 1:39
- 03:07 OU - Saunders, Jalen 18 yd pass from Knight, Trevor (Hunnicut, Mike kick), 1-18 0:09
- 00:38 OU - Metoyer, Trey 13 yd pass from Knight, Trevor (Hunnicut, Mike kick), 3-20 1:24

	ULM	OU
FIRST DOWNS.....	9	25
RUSHES-YARDS (NET).....	22-38	50-305
PASSING YDS (NET).....	128	124
Passes Att-Comp-Int.....	39-20-1	33-14-1
TOTAL OFFENSE PLAYS-YARDS.....	61-166	83-429
Fumble Returns-Yards.....	0-0	0-0
Punt Returns-Yards.....	0-0	4-55
Kickoff Returns-Yards.....	0-0	0-0
Interception Returns-Yards.....	1-0	1-0
Punts (Number-Avg).....	10-46.2	7-43.6
Fumbles-Lost.....	0-0	2-0
Penalties-Yards.....	2-21	7-78
Possession Time.....	27:21	32:39
Third-Down Conversions.....	2 of 16	7 of 17
Fourth-Down Conversions.....	0 of 2	0 of 0
Red-Zone Scores-Chances.....	0-1	5-5
Sacks By: Number-Yards.....	2-14	1-1

RUSHING: ULM-Edwards, Jyruss 3-9; Washington, M 7-7; Brown, Brayle 1-6; Davis, Cortney 3-4; Manton, Justin 1-3; Browning, K 4-3; Meadors Jr., N 2-3; McNeal, D 1-3.

OU-Knight, Trevor 13-103; Williams, Damien 16-66; Clay, Brennan 8-43; Finch, Roy 4-42; Ford, Keith 4-20; Bell, Blake 2-10; Shepard, Sterling 1-9; Ross, Alex 1-8; Millard, Trey 1-4.

PASSING: ULM-Browning, K 20-39-1-128. Oklahoma-Knight, Trevor 11-28-1-86; Bell, Blake 3-5-0-38.

RECEIVING: ULM-Ceaser, Rashon 5-39; Hamm, Je'Ron 5-38; Maye, Tavares 3-19; Washington, M 2-7; Cook, Tony 1-11; Scioneaux, H 1-7; Jackson, Kenzee 1-4; Davis, Cortney 1-3; Edwards, Jyruss 1-0.

OU-Saunders, Jalen 3-30; Neal, Durrton 2-27; Millard, Trey 2-11; Finch, Roy 2-2; Metoyer, Trey 1-13; Reynolds, Jaz 1-12; Shepard, Sterling 1-11; Bennett, Austin 1-11; Bester, LaColtan 1-7.

INTERCEPTIONS: ULM-Smith, Cordero 1-0. Oklahoma-Wilson, Julian 1-0.

FUMBLES: ULM-None. Oklahoma-Millard, Trey 1-0; Knight, Trevor 1-0.

SACKS (UA-A): ULM-Blakes, Cameron 1-1; Caldwell, K 0-1. Oklahoma-Nelson, Corey 1-0.

TACKLES (UA-A): ULM-Blakes, Cameron 9-7; Smith, Cordero 4-6; Lane, Mitch 3-4; Stovall, Ray 5-1; Backus, Justin 5-1; Johnson, M 3-3; Lewis, R 3-0; Newsome, Isaiah 2-1; Caldwell, Trey 2-1; Moss, Austin 1-2; Pipkins, Lenzy 0-3; Kissinger, H 2-0; Eddie, Vincent 2-0; Gautney, Joey 1-1; Cagins, Tevyn 1-1; Jefferies, E 0-2; Johnson, G 0-2; Caldwell, K 0-1; Edmond, Malcolm 0-1; Tharp, Madison 0-1. OU-Nelson, Corey 5-3; Shannon, Frank 4-3; Colvin, Aaron 4-0; Gastelum, Caleb 3-0; Sanchez, Zack 2-1; Tapper, Charles 2-1; Lynn, Gabe 2-0; Grissom, Geneo 2-0; Phillips, Jordan 1-1; Hayes, Quentin 1-1; Wade, Jordan 1-1; Russell, Quincy 0-2; Clay, Brennan 1-0; Striker, Eric 1-0; Alexander, Dominique 0-1.

NORMAN, Okla. -- A pounding rushing attack, and a relentless defense gave No. 16 Oklahoma a 16-7 win over West Virginia to open Big 12 play.

Brennan Clay had a career-high 170 yards rushing to lead the Sooner ground attack that went for 316 yards. Clay finished with 22 carries and topped his previous best of 157 yards rushing against Iowa State (11/3/12) and rushed for the most yardage by an OU player since DeMarco Murray had 208 yards vs. Utah State (9/4/10).

The No. 16 Sooners (2-0, 1-0 Big 12) scored the game's final 16 points after trailing 7-0 in the first quarter. Senior fullback Trey Millard caught a 1-yard touchdown and junior kicker Michael Hunnicutt tacked on three field goals.

The win was the ninth straight for the Sooners over Big 12 opponents and gave OU its 12th season starting 2-0 in the last 15 seasons under head coach Bob Stoops.

Score by Quarters	1	2	3	4	Score
West Virginia.....	7	0	0	0	7
Oklahoma.....	3	10	0	3	16

Scoring Summary:

- 1st 08:54 WVU - Smith, Dreamius 75 yd run (Lambert, Josh kick), 3-85 0:47
- 04:22 OU - Hunnicutt, Mike 44 yd field goal, 12-51 4:32
- 2nd 13:35 OU - Millard, Trey 1 yd pass from Knight, Trevor (Hunnicut, Mike kick), 5-32 1:29
- 00:11 OU - Hunnicutt, Mike 21 yd field goal, 13-83 3:58
- 4th 10:16 OU - Hunnicutt, Mike 32 yd field goal, 9-45 4:34

	WVU	OU
FIRST DOWNS.....	19	21
RUSHES-YARDS (NET).....	24-169	57-316
PASSING YDS (NET).....	218	119
Passes Att-Comp-Int.....	41-21-1	21-10-2
TOTAL OFFENSE PLAYS-YARDS.....	65-387	78-435
Fumble Returns-Yards.....	0-0	1-27
Punt Returns-Yards.....	1--2	3-25
Kickoff Returns-Yards.....	3-45	1-20
Interception Returns-Yards.....	2-11	1-6
Punts (Number-Avg).....	7-45.3	5-44.6
Fumbles-Lost.....	3-3	3-2
Penalties-Yards.....	8-66	9-53
Possession Time.....	25:34	34:26
Third-Down Conversions.....	3 of 13	5 of 17
Fourth-Down Conversions.....	0 of 1	0 of 0
Red-Zone Scores-Chances.....	0-1	3-5
Sacks By: Number-Yards.....	1-6	1-9

RUSHING: WVU-Smith, Dreamius 3-77; Sims, Charles 11-57; Smallwood, Wendell 5-25; Garrison, Dustin 3-16; TEAM 1-minus 3; Millard, Paul 1-minus 3. Oklahoma-Clay, Brennan 22-170; Williams, Damien 21-95; Knight, Trevor 7-42; Bell, Blake 2-21; Millard, Trey 1-6; Finch, Roy 3-0; team 1-minus 18.

PASSING: WVU-Millard, Paul 21-41-1-218. Oklahoma-Knight, Trevor 10-20-2-119; Bell, Blake 0-1-0-0.

RECEIVING: WVU-White, Kevin 7-80; Carswell, Ronald 3-44; McCartney, Ivan 3-26; Sims, Charles 2-26; Wendell Smallwood 2-24; Alford, Mario 2-11; Thompson, Jordan 1-5; Clay, Cody 1-2. Oklahoma-Saunders, Jalen 4-60; Bester, LaColtan 3-46; Shepard, Sterling 2-12; Millard, Trey 1-1.

INTERCEPTIONS: WVU-Joseph, Karl 1-11; Cook, Darwin 1-0. Oklahoma-Lynn, Gabe 1-6.

FUMBLES: WVU-Alford, Mario 1-1; White, Kevin 1-1; Millard, Paul 1-1. Oklahoma-Knight, Trevor 1-1; Bester, LaColtan 1-1; team 1-0.

SACKS (UA-A): WVU-Golson, Brandon 2-0. Oklahoma-Everett, Kass 1-0.

TACKLES (UA-A): WVU-Cook, Darwin 9-2; Nick Kwiatkoski 6-5; Joseph, Karl 5-1; Rigg, Doug 3-3; Barber, Jared 3-2; Banks, Ishmael 4-0; Rose, Kyle 3-1; Tonkery, Wes 2-2; Golson, Brandon 3-0; Rowell, Shaq 2-1; Dillon, KJ 2-1; Anderson, Tyler 2-1; Kinsey, Eric 2-1; Bruce, Isaiah 1-2; Bell, Travis 1-2; Rumph, Ricky 0-3; Spain, Quinton 2-0; Clarke, Will 1-1; Brown, Christian 0-2; Hyman, Dontrill 1-0; Millard, Paul 0-1; Harper, Jarrod 0-1; Worley, Daryl 0-1; Gross, Marvin 0-1. Oklahoma-Hayes, Quentin 3-5; Nelson, Corey 3-4; Sanchez, Zack 4-2; Wilson, Julian 2-3; Tapper, Charles 2-3; Striker, Eric 1-4; Colvin, Aaron 3-1; Lynn, Gabe 2-1; Johnson, Cortez 1-2; Grissom, Geneo 1-2; Shannon, Frank 1-1; Franklin, Aaron 1-0; Williams, Damien 1-0; Franks, Trey 1-0; Millard, Trey 1-0; Ndulue, Chuka 1-0; Everett, Kass 1-0; Phillips, Jordan 0-1; Alexander, Dominique 0-1.

9.14.13 • Gaylord Family - Oklahoma Mem. Stadium (84,229) • Norman, Okla.

	TULSA	20
	#14 OKLAHOMA	51

NORMAN, Okla. -- In his first career start, Blake Bell passed for 413 yards and four touchdowns in his first start for No. 14 Oklahoma and the Sooners beat Tulsa 51-20.

Bell posted the highest passing-yardage total by any Oklahoma quarterback making his first start in addition to four touchdowns on 27 of 37 passing, all career highs.

Sterling Shepard caught eight passes for 123 yards and two touchdowns — all career highs — and Jaz Reynolds had 109 yards receiving and one score for Oklahoma, including a career-long 82-yard reception. The Sooners scored on their first five possessions against Tulsa to continue their dominance in the series, having won 12 of the last 13 games between the in-state rivals.

The Sooners are 13-0 against Tulsa as a ranked team and 7-0 against the Golden Hurricane since Bob Stoops became Oklahoma's coach in 1999. Oklahoma is 3-0 for the third time in four seasons.

Score by Quarters	1	2	3	4	Score
Tulsa.....	7	0	6	7	- 20 Record: (1-2)
Oklahoma.....	10	17	7	17	- 51 Record: (3-0)

Scoring Summary:

- 1st 10:10 OU - Clay, Brennan 4 yd run (Hunnicut, Mike kick), 12-72 4:50
- 05:09 OU - Hunnicutt, Mike 20 yd field goal, 7-89 2:55
- 00:18 TLS - WATTS, Trey 2 yd run (SALAZAR, Carl kick), 11-75 4:51
- 2nd 10:56 OU - Shepard, Sterling 3 yd pass from Bell, Blake (Hunnicut, Mike kick), 9-75 4:22
- 07:12 OU - Finch, Roy 29 yd pass from Bell, Blake (Hunnicut, Mike kick), 4-33 1:41
- 03:41 OU - Hunnicutt, Mike 30 yd field goal, 9-60 2:42
- 3rd 12:34 OU - Shepard, Sterling 35 yd pass from Bell, Blake (Hunnicut, Mike kick), 3-35 1:25
- 09:16 TLS - SALAZAR, Carl 26 yd field goal, 9-66 3:18
- 04:46 TLS - SALAZAR, Carl 21 yd field goal, 4-5 1:21
- 4th 14:53 OU - Hunnicutt, Mike 36 yd field goal, 14-56 4:53
- 11:59 TLS - DOUGLAS, Ja'Terian 6 yd run (SALAZAR, Carl kick), 10-75 2:54
- 09:33 OU - Saunders, Jalen 25 yd pass from Bell, Blake (Hunnicut, Mike kick), 5-75 2:26
- 02:35 OU - Ford, Keith 3 yd run (Hunnicut, Mike kick), 11-84 5:35

	TU	OU
FIRST DOWNS.....	19	27
RUSHES-YARDS (NET).....	31-95	44-194
PASSING YDS (NET).....	226	413
Passes Att-Comp-Int.....	33-17-1	37-27-0
TOTAL OFFENSE PLAYS-YARDS.....	64-321	81-607
Fumble Returns-Yards.....	0-0	0-0
Punt Returns-Yards.....	1-77	1-28
Kickoff Returns-Yards.....	3-69	2-52
Interception Returns-Yards....	0-0	1-31
Punts (Number-Avg).....	5-40.6	1-45.0
Fumbles-Lost.....	0-0	0-0
Penalties-Yards.....	3-15	3-16
Possession Time.....	24:44	35:16
Third-Down Conversions.....	7 of 15	12 of 16
Fourth-Down Conversions.....	1 of 1	0 of 0
Red-Zone Scores-Chances.....	4-4	7-7
Sacks By: Number-Yards.....	1-6	1-4

RUSHING: Tulsa-WATTS, Trey 14-60; DOUGLAS, Ja'Terian 8-20; GREEN, Cody 4-6; LANGER, Zack 4-6; HALL, Chris 1-3. Oklahoma-Finch, Roy 8-68; Clay, Brennan 15-49; Ford, Keith 7-46; Bell, Blake 10-24; Millard, Trey 3-7; Saunders, Jalen 1-0.

PASSING: Tulsa-GREEN, Cody 17-33-1-226. Oklahoma-Bell, Blake 27-37-0-413.

RECEIVING: Tulsa-JAMES, Jordan 6-100; WATTS, Trey 5-65; FLOYD, Conner 3-38; WILSON, Tyler 1-14; EPPS, Zach 1-6; PATTERSON, Derek 1-3. Oklahoma-Shepard, Sterling 8-123; Reynolds, Jaz 4-109; Neal, Durrton 4-64; Saunders, Jalen 3-47; Bester, LaColtan 2-16; Millard, Trey 2-minus 1; Finch, Roy 1-29; Bennett, Austin 1-12; Woods, Derrick 1-9; Metoyer, Trey 1-5.

INTERCEPTIONS: Tulsa-None. Oklahoma-Lynn, Gabe 1-31.

FUMBLES: Tulsa-None. Oklahoma-None.

SACKS (UA-A): Tulsa-JACKSON, Shawn 1-0. Oklahoma-Phillips, Jordan 0-1; Tapper, Charles 0-1.

TACKLES (UA-A): Tulsa-JACKSON, Shawn 9-6; MUDOH, Michael 6-4; DOBBINS, Dwight 8-1; WALKER, Darnell 5-3; WHITE, Bradley 2-6; OSBORNE, Mitchell 4-3; SIZELove, Jake 4-1; LUETJEN, Derrick 2-2; TODD, Brentom 1-3; HUMMINGBIRD, Chris 2-1; MARTIN, Trent 1-2; JENNINGS, DeWitt 1-1; BRUBAKER, Jesse 1-1; ALEXANDER, Derrick 0-2; LANGER, Zack 1-0; McDANIEL, Austin 1-0; CARMAN, Hayden 1-0; WATTS, Trey 0-1; DOUGLAS, Ja'Terian 0-1. Oklahoma-Shannon, Frank 6-4; Sanchez, Zack 4-2; Tapper, Charles 1-5; Nelson, Corey 4-1; Striker, Eric 3-1; Evans, Jordan 1-3; Alexander, Dominique 0-4; Taylor, Stanvon 3-0; Wilson, Julian 1-2; Byrd, Hatar 1-2; Grissom, Geneo 0-3; Phillips, Jordan 0-3; Johnson, Cortez 1-1; Hayes, Quentin 1-1; Bester, LaColtan 1-0; Dimon, Matt 1-0; Franks, Trey 1-0; Everett, Kass 0-1; Austin, Dakota 0-1; Russell, Quincy 0-1; Moore, LJ 0-1; Nelson, Chaz 0-1; Ford, Keith 0-1.

9.28.13 • Notre Dame Stadium (80,795) • South Bend, Ind.

	#14 OKLAHOMA	21
	#22 NOTRE DAME	35

SOUTH BEND, Ind. - Oklahoma took advantage of three interceptions, two in the first three minutes as they jumped to a 14-0 lead, and Blake Bell passed for two touchdowns to lead the Sooners to a 35-21 victory over the 22nd-ranked Fighting Irish.

The win ended a seven-game losing streak to Notre Dame and was just the second in 11 meetings for the Sooners against the Irish, including ending an NCAA-record 47-game winning streak in 1957.

Rees didn't see Oklahoma linebacker Eric Striker blitzing and was hit from behind, popping the ball loose, and linebacker Corey Nelson caught it and returned it 24 yards for a TD.

On Notre Dame's next play from scrimmage, Rees' pass ricocheted off the arm of receiver TJ Jones and linebacker Frank Shannon bobbled it before returning it 17 yards to the Notre Dame 32. The Sooners scored another TD four plays later on an 11-yard run by Damien Williams.

Bell, making his second career start, was 22 of 30 passing for 232 yards and two touchdowns including a 26-yard toss to LaColtan Bester and a 54-yard strike to Sterling Shepard.

Score by Quarters	1	2	3	4	Score
Oklahoma.....	14	7	6	8	- 35 Record: (4-0)
Notre Dame.....	7	0	7	7	- 21 Record: (3-2)

Scoring Summary:

- 1st 14:11 OU - Nelson, Corey 24 yd interception return (Hunnicut, Mike kick)
- 12:15 OU - Williams, Dam. 11 yd run (Hunnicut, Mike kick), 4-32 1:35
- 04:03 ND - JONES, TJ 6 yd pass from REES (BRINDZA kick), 10-80 5:03
- 2nd 00:42 OU - Bester, L. 26 yd pass from Bell, Blake (Hunnicut, Mike kick), 10-88 4:43
- 3rd 12:31 ND - ATKINSON, G. 80 yd run (BRINDZA kick), 1-80 0:13
- 08:11 OU - Hunnicutt, Mike 27 yd field goal, 9-43 4:20
- 02:43 OU - Hunnicutt, Mike 19 yd field goal, 9-65 3:53
- 4th 14:10 ND - NIKLAS 30 yd pass from REES (BRINDZA kick), 7-75 3:33
- 12:24 OU - Shepard, S. 54 yd pass from Bell, Blake (Shepard, S. pass from Bell, Blake), 5-75 1:46

	OU	ND
FIRST DOWNS.....	25	12
RUSHES-YARDS (NET).....	42-212	29-220
PASSING YDS (NET).....	238	104
Passes Att-Comp-Int.....	31-23-0	25-9-3
TOTAL OFFENSE PLAYS-YARDS.....	73-450	54-324
Fumble Returns-Yards.....	0-0	0-0
Punt Returns-Yards.....	1-1	1-1
Kickoff Returns-Yards.....	3-75	1-29
Interception Returns-Yards....	3-41	0-0
Punts (Number-Avg).....	5-42.0	6-40.3
Fumbles-Lost.....	0-0	0-0
Penalties-Yards.....	4-31	8-77
Possession Time.....	35:44	24:16
Third-Down Conversions.....	5 of 14	4 of 12
Fourth-Down Conversions.....	0 of 1	0 of 0
Red-Zone Scores-Chances.....	3-4	1-1
Sacks By: Number-Yards.....	1-5	0-0

RUSHING: Oklahoma-Clay, Brennan 14-77; Bell, Blake 12-59; Williams, Dam. 9-42; Knight, Trevor 2-24; Finch, Roy 3-15; team 2-minus 5. Notre Dame-ATKINSON, G. 14-148; FOLSTON 2-43; CARLISLE 3-13; MCDANIEL 3-12; HENDRIX 5-10; TEAM 1-minus 1; REES 1-minus 5.

PASSING: Oklahoma-Bell, Blake 22-30-0-232; Knight, Trevor 1-1-0-6. Notre Dame-REES 9-24-3-104; HENDRIX 0-1-0-0.

RECEIVING: Oklahoma-Saunders, Jalen 7-46; Shepard, S. 5-83; Williams, Dam. 4-41; Millard, Trey 2-13; Clay, Brennan 2-7; Bester, L. 1-26; Reynolds, Jaz 1-16; Finch, Roy 1-6. Notre Dame-JONES, TJ 4-42; NIKLAS 2-43; DANIELS 1-13; FULLER 1-11; ATKINSON, G. 1-minus 5.

INTERCEPTIONS: Oklahoma-Nelson, Corey 1-24; Shannon, Frank 1-17; Wilson, Julian 1-0. Notre Dame-None.

FUMBLES: Oklahoma-None. Notre Dame-None.

SACKS (UA-A): Oklahoma-Phillips, J. 1-0. Notre Dame-None.

TACKLES (UA-A): Oklahoma-Shannon, Frank 4-4; Hayes, Quentin 3-5; Grissom, Geneo 3-3; Lynn, Gabe 4-0; Alexander, D. 2-2; Tapper, Charles 0-4; Sanchez, Zack 2-0; Colvin, Aaron 2-0; Wilson, Julian 2-0; Striker, Eric 0-2; Phillips, J. 1-0; Woods, Austin 0-1; Dimon, Matt 0-1; Bester, L. 0-1; Nelson, Corey 0-1. Notre Dame-CALABRESE 3-7; FARLEY 4-5; GRACE 3-6; JACKSON, B. 6-1; SHUMATE 3-4; SMITH, J. 2-5; RUSSELL 4-1; TUITT 2-3; NIX 1-4; COLLINSWORTH 0-4; SCHWENKE 1-1; SHEMA 1-1; COUNCELL 1-1; FOX 0-2; WILLIAMS, Ish. 0-2; ONWUJALU 1-0; BRINDZA 1-0; BUTLER 0-1; CAVALARIS 0-1; SCHMIDT, J. 0-1.

10.5.13 • Gaylord Family - Oklahoma Mem. Stadium (84,992) • Norman, Okla.

	TCU	17
	#11 OKLAHOMA	20

NORMAN, Okla. — Brennan Clay broke a 76-yard touchdown run late in the fourth quarter and No. 11 Oklahoma held off TCU 20-17.

Trey Millard had a touchdown run for the Sooners (5-0, 2-0 Big 12) and Michael Hunnicutt hit field goals of 39 and 32 yards.

Oklahoma opened with seven straight defensive 3-and-outs, after finishing a 35-21 win at Notre Dame last Saturday with three. The 10 straight 3-and-outs was the longest such streak recorded by the Sooners since at least the 2003 season.

Oklahoma has won 10 straight Big 12 games, its third-longest streak in conference play since the league formed in 1996. The Sooners have won their last three against TCU (2-3, 0-2) since the Horned Frogs won in Norman in 2005. Against the Sooners, TCU managed only 210 yards of offense, including only 44 yards rushing. TCU had entered the game having won 16 of its last 18 conference road contests.

Score by Quarters	1	2	3	4	Score
TCU.....	0	0	10	7	- 17
Oklahoma.....	3	10	0	7	- 20

Scoring Summary:

- 1st 02:45 OU - Hunnicutt, Mike 39 yd field goal, 11-42 4:54
- 2nd 02:29 OU - Millard, Trey 8 yd run (Hunnicutt, Mike kick), 13-84 6:14
- 00:00 OU - Hunnicutt, Mike 37 yd field goal, 8-48 1:15
- 3rd 03:32 TCU - Oberkrom, Jaden 25 yd field goal, 12-45 7:17
- 00:08 TCU - Boykin, Trevone 2 yd run (Oberkrom, Jaden kick), 6-35 3:24
- 4th 04:37 OU - Clay, Brennan 76 yd run (Hunnicutt, Mike kick), 2-82 0:53
- 02:26 TCU - Boykin, Trevone 8 yd run (Oberkrom, Jaden kick), 5-75 2:11

	TCU	OU
FIRST DOWNS.....	10	20
RUSHES-YARDS (NET).....	27-44	38-203
PASSING YDS (NET).....	166	152
Passes Att-Comp-Int.....	26-16-0	31-20-0
TOTAL OFFENSE PLAYS-YARDS.....	53-210	69-355
Fumble Returns-Yards.....	0-0	0-0
Punt Returns-Yards.....	4-16	1-0
Kickoff Returns-Yards.....	1-18	1-0
Interception Returns-Yards....	0-0	0-0
Punts (Number-Avg).....	9-43.4	7-36.6
Fumbles-Lost.....	3-0	2-1
Penalties-Yards.....	5-25	3-35
Possession Time.....	30:02	29:58
Third-Down Conversions.....	3 of 14	3 of 13
Fourth-Down Conversions.....	1 of 1	2 of 2
Red-Zone Scores-Chances.....	3-3	2-2
Sacks By: Number-Yards.....	3-23	4-15

RUSHING: TCU-James, Waymon 6-22; Boykin, Trevone 12-18; Catalon, B.J. 8-8; TEAM 1-minus 4. Oklahoma-Clay, Brennan 9-111; Bell, Blake 14-61; Williams, Damien 11-27; Millard, Trey 1-8; Finch, Roy 1-0; team 2-minus 4.

PASSING: TCU-Boykin, Trevone 16-26-0-166. Oklahoma-Bell, Blake 20-31-0-152.

RECEIVING: TCU-Slanina, Ty 6-38; White, Cam 4-38; Doctson, Josh 2-18; Porter, David 1-45; Catalon, B.J. 1-21; James, Waymon 1-5; Story, JaJuan 1-1. Oklahoma-Shepard, Sterling 5-37; Saunders, Jalen 5-30; Neal, Durren 4-42; Clay, Brennan 4-21; Bester, LaColtan 1-19; Finch, Roy 1-3.

INTERCEPTIONS: TCU-None. Oklahoma-None.

FUMBLES: TCU-TEAM 2-0; Boykin, Trevone 1-0. Oklahoma-Bell, Blake 1-0; Team 1-1.

SACKS (UA-A): TCU-Lathan, Terrell 1-0; Hunter, Chucky 1-0; Tuaua, Mike 1-0. Oklahoma-Tapper, Charles 2-0; Wade, Jordan 1-0; Colvin, Aaron 1-0.

TACKLES (UA-A): TCU-Hackett, Chris 8-3; Olabode, Elisha 5-3; Anderson, J. 3-5; Mallet, Marcus 1-6; Verrett, Jason 4-2; White, Kevin 3-2; Lathan, Terrell 3-2; Kindred, D. 2-1; Carter, Sam 2-1; Hunter, Chucky 2-1; Lewis, Jon 1-1; Pierson, Davion 1-1; Dawson, Paul 0-2; Tuaua, Mike 1-0; Lawson, Tevin 1-0; Gray, Deante 1-0. Oklahoma-Shannon, Frank 4-3; Ndulue, Chuka 2-4; Nelson, Corey 1-5; Colvin, Aaron 5-0; Tapper, Charles 4-1; Lynn, Gabe 3-1; Hayes, Quentin 1-3; Wade, Jordan 2-0; Wilson, Julian 2-0; Franks, Trey 2-0; Sanchez, Zack 1-1; Striker, Eric 1-1; Peterson, Torrea 0-2; Bester, LaColtan 1-0; Millard, Trey 1-0; Grissom, Geneo 0-1.

10.12.13 • Cotton Bowl (92,500) • Dallas, Texas

	#12 OKLAHOMA	20
	TEXAS	36

DALLAS — The Texas defense forced two interceptions, including one returned for a touchdown and limited the Sooners' explosive offense in No. 12 Oklahoma's 36-20 loss to Texas.

Texas never trailed after the impressive rumble late in the first quarter by defensive lineman Chris Whaley and went on to a double-digit win. There was also an 85-yard punt return for a touchdown by Daje Johnson in the third quarter after Oklahoma had gotten within 23-13.

OU's Damien Williams scored on a three-yard touchdown run and defensive lineman Geneo Grissom returned an interception 54 yards for a score late in the fourth quarter for the Sooners.

The Sooners had won the last two games in the series by a combined score of 118-38, but came out with their 10-game Big 12 winning streak snapped.

Score by Quarters	1	2	3	4	Score
Oklahoma.....	3	7	3	7	- 20
Texas.....	10	13	13	0	- 36

Scoring Summary:

- 1st 10:13 UT - Fera, Anthony 31 yd field goal, 15-61 4:47
- 06:53 OU - Hunnicutt, Michael 34 yd field goal, 10-58 3:20
- 02:29 UT - Whaley, Chris 31 yd interception return (Fera, Anthony kick)
- 2nd 08:46 UT - Johnson, Marcus 59 yd pass from McCoy, Case (Fera, Anthony kick), 6-73 2:29
- 03:22 UT - Fera, Anthony 50 yd field goal, 7-20 2:45
- 01:06 OU - Williams, Damien 3 yd run (Hunnicutt, Michael kick), 5-27 2:04
- 00:00 UT - Fera, Anthony 43 yd field goal, 6-64 0:58
- 3rd 11:08 OU - Hunnicutt, Michael 37 yd field goal, 8-55 3:52
- 07:22 UT - Johnson, Daje 85 yd punt return (Fera, Anthony kick blocked)
- 00:21 UT - Davis, Mike 38 yd pass from McCoy, Case (Fera, Anthony kick), 9-70 3:56
- 4th 10:07 OU - Grissom, Geneo 54 yd interception return (Hunnicutt, Michael kick)

	OU	UT
FIRST DOWNS.....	13	24
RUSHES-YARDS (NET).....	33-130	60-255
PASSING YDS (NET).....	133	190
Passes Att-Comp-Int.....	26-12-2	22-13-1
TOTAL OFFENSE PLAYS-YARDS.....	59-263	82-445
Fumble Returns-Yards.....	0-0	0-0
Punt Returns-Yards.....	0-0	5-124
Kickoff Returns-Yards.....	2-97	1-29
Interception Returns-Yards....	1-54	2-31
Punts (Number-Avg).....	6-46.3	3-31.0
Fumbles-Lost.....	0-0	1-1
Penalties-Yards.....	8-63	3-15
Possession Time.....	24:45	35:15
Third-Down Conversions.....	2 of 13	13 of 20
Fourth-Down Conversions.....	0 of 1	0 of 1
Red-Zone Scores-Chances.....	3-4	1-1
Sacks By: Number-Yards.....	0-0	4-35

RUSHING: Oklahoma-Ford, Keith 6-34; Millard, Trey 7-32; Williams, Damien 6-29; Clay, Brennan 5-26; Shepard, Sterling 1-24; Finch, Roy 1-12; Bell, Blake 7-minus 27. Texas-Gray, Johnathan 29-123; Brown, Malcolm 23-120; Johnson, Daje 6-9; Bergeron, Joe 1-4; TEAM 1-minus 1.

PASSING: Oklahoma-Bell, Blake 12-26-2-133. Texas-McCoy, Case 13-21-1-190; TEAM 0-1-0-0.

RECEIVING: Oklahoma-Bester, LaColtan 5-70; Saunders, Jalen 3-18; Millard, Trey 1-29; Clay, Brennan 1-12; Finch, Roy 1-5; Williams, Damien 1-minus 1. Texas-Shiple, Jaxon 5-59; Sanders, Kendall 4-29; Johnson, Marcus 1-59; Davis, Mike 1-38; Johnson, Daje 1-3; Gray, Johnathan 1-2.

INTERCEPTIONS: Oklahoma-Grissom, Geneo 1-54. Texas-Whaley, Chris 1-31; Thomas, Duke 1-0.

FUMBLES: Oklahoma-None. Texas-Bergeron, Joe 1-1.

SACKS (UA-A): Oklahoma-None. Texas-Jeffcoat, Jackson 2-0; Reed, Cedric 1-0; Diggs, Quandre 1-0.

TACKLES (UA-A): Oklahoma-Alexander, Dominique 13-6; Shannon, Frank 7-9; Ndulue, Chuka 3-12; Colvin, Aaron 6-3; Hayes, Quentin 5-3; Striker, Eric 2-5; Lynn, Gabe 3-2; Tapper, Charles 1-2; Grissom, Geneo 2-0; Franklin, Aaron 1-1; Sanchez, Zack 1-1; Lindley, P.L. 0-2; Johnson, Cortez 0-2; Wade, Jordan 0-2; Peterson, Torrea 1-0; Dimon, Matt 1-0; Everett, Kass 1-0; Ford, Keith 1-0; Franks, Trey 0-1; Grant, Sam 0-1. Texas-Phillips, Adrian 5-4; Reed, Cedric 2-6; Diggs, Quandre 4-2; Santos, Dalton 2-4; Edmond, Steve 1-5; Thomas, Duke 2-3; Thompson, Mykelle 0-5; Whaley, Chris 1-3; Jeffcoat, Jackson 2-1; Byndom, Carrington 1-1; Scott, Leroy 1-1; Turner, Josh 1-1; Brown, Malcom 1-1; Wilson, Reggie 1-1; Jinkens, Peter 0-2; Echols, Bryson 1-0; Cottrell, Bryce 0-1; Davis, Shiro 0-1.

10.19.13 • Memorial Stadium (41,113) • Lawrence, Kan.

	#18 OKLAHOMA	34
	KANSAS	19

LAWRENCE, Kan. -- Blake Bell threw for 131 yards and two touchdowns, and No. 18 Oklahoma awoke from a slow first quarter to beat Kansas 34-19.

After falling behind, 13-0, the Sooners came back behind Bell's steady play, a stingy pass defense and a 49-yard touchdown toss from wide receiver Lacoltan Bester to Sterling Shepard on an end-around play, the Sooners scored 25 straight points on their way to winning their ninth straight over the Jayhawks. It was Oklahoma's 15th straight win the week after playing the Longhorns.

James Sims ran for 129 yards and two touchdowns for Kansas (2-4, 0-3), but he didn't have much help. Jake Heaps was just 5 of 13 for 16 yards passing, the fewest yards through the air for Kansas since throwing for 15 yards in a loss to Nebraska in 2010.

The Jayhawks tried to make it interesting in the fourth quarter, when they blocked a punt deep in Oklahoma territory. Sims promptly scored from six yards out to pull them within 25-19, but the extra point was blocked and returned by Aaron Colvin to give the Sooners two points.

Oklahoma, which has won 21 straight following a loss, promptly went 75 yards the other direction. Damien Williams finished the drive with a short TD run with 4:19 left to seal the win.

Score by Quarters	1	2	3	4	Score
Oklahoma.....	0	18	7	9	34 Record: (6-1, 3-1)
Kansas.....	7	6	0	6	19 Record: (2-4, 0-3)

Scoring Summary:

- 1st 08:23 KU - Mundine, Jimmy 1 yd pass from Heaps, Jake (Wyman, Matthew kick), 10-70 4:44
- 2nd 14:49 KU - Sims, James 11 yd run (Wyman, Matthew kick failed), 4-68 2:05
- 07:05 OU - Reynolds, Jaz 16 yd pass from Bell, Blake (Hunnicut, Michael kick failed), 6-55 3:09
- 04:42 OU - Team safety
- 04:24 OU - Shepard, Sterling 49 yd pass from Bester, Lacoltan (Hunnicut, Michael kick), 1-49 0:10
- 00:11 OU - Hunnicutt, Michael 37 yd field goal, 8-28 2:07
- 3rd 10:47 OU - Shepard, Sterling 10 yd pass from Bell, Blake (Hunnicut, Michael kick), 6-58 2:18
- 4th 10:15 KU - Sims, James 6 yd run (Wyman, Matthew kick blocked), 1-6 0:04
- 10:15 OU - Colvin, Aaron PAT return
- 04:19 OU - Williams, Damien 6 yd run (Hunnicut, Michael kick), 11-75 5:56

	OU	KU
FIRST DOWNS.....	22	12
RUSHES-YARDS (NET).....	45-235	39-185
PASSING YDS (NET).....	180	16
Passes Att-Comp-Int.....	26-16-1	13-5-0
TOTAL OFFENSE PLAYS-YARDS.....	71-415	52-201
Fumble Returns-Yards.....	0-0	0-0
Punt Returns-Yards.....	3-15	1-12
Kickoff Returns-Yards.....	2-40	3-70
Interception Returns-Yards.....	0-0	1-0
Punts (Number-Avg).....	5-28.2	8-29.6
Fumbles-Lost.....	1-1	0-0
Penalties-Yards.....	7-50	6-65
Possession Time.....	33:22	26:38
Third-Down Conversions.....	7 of 14	2 of 11
Fourth-Down Conversions.....	0 of 1	0 of 1
Red-Zone Scores-Chances.....	4-5	3-3
Sacks By: Number-Yards.....	3-19	1-14

RUSHING: Oklahoma-Williams, Damien 15-56; Finch, Roy 7-53; Bell, Blake 10-53; Millard, Trey 3-34; Clay, Brennan 6-20; Ford, Keith 3-19; team 1-0. Kansas-Sims, James 23-129; Miller, Darrian 9-67; Cozart, Montell 3-8; TEAM 1-0; Heaps, Jake 3 minus 19.

PASSING: Oklahoma-Bell, Blake 15-25-1-131; Bester, Lacoltan 1-1-0-49. Kansas-Heaps, Jake 5-13-0-16.

RECEIVING: Oklahoma-Shepard, Sterling 7-82; Saunders, Jalen 4-47; Millard, Trey 2-11; Reynolds, Jaz 1-16; Clay, Brennan 1-13; Finch, Roy 1-11. Kansas-McCay, Justin 1-10; Ford, Josh 1-6; Mundine, Jimmy 1-1; Miller, Darrian 1-1; Bourbon, Brandon 1 minus 2.

INTERCEPTIONS: Oklahoma-None. Kansas-Shepherd, JaCorey 1-0.

FUMBLES: Oklahoma-Ford, Keith 1-1. Kansas-None.

SACKS (UA-A): Oklahoma-Tapper, Charles 2-0; Striker, Eric 1-0. Kansas-Johnson, Isaiah 0-1; Reynolds, Michael 0-1.

TACKLES (UA-A): Oklahoma-Colvin, Aaron 5-3; Alexander, Dominique 6-1; Tapper, Charles 4-2; Striker, Eric 1-5; Lindley, P.L. 3-2; Hayes, Quentin 2-3; Grissom, Geneo 2-2; Lynn, Gabe 1-3; Everett, Kass 2-0; Sanchez, Zack 1-1; Dimon, Matt 1-1; Wade, Jordan 1-1; Shannon, Frank 0-2; Franklin, Aaron 1-0; Shepard, Sterling 1-0. Kansas-Linton, Dexter 6-3; Simmons, Victor 7-1; Johnson, Isaiah 4-4; Love, Jake 3-5; Arnick, Courtney 4-2; Stowers, Keon 3-1; Shepherd, JaCorey 3-1; Sendish, Cassius 2-2; Willis, Darius 3-0; Kande, Prinz 0-3; Agostinho, Keba 2-0; McDonald, Dexter 2-0; McCay, Justin 1-1; Goodman, Ben 1-1; Young, Kevin 1-1; Reynolds, Michael 0-2; McKinney, Ty 1-0; Miles, Schyler 1-0; Matlock, Alex 1-0; Tavai, Jordan 0-1.

10.26.13 • Gaylord Family - Oklahoma Mem. Stadium (84,734) • Norman, Okla.

	#10 TEXAS TECH	30
	#17 OKLAHOMA	38

NORMAN, Okla. -- Blake Bell threw for 249 yards and a pair of touchdowns, and Damien Williams added two more scores as No. 17 Oklahoma outlasted No. 10 Texas Tech in a 38-30 win.

Jalen Saunders added six catches for 153 yards receiving and both of Bell's touchdown passes for the Sooners, who rallied after falling behind in the third quarter. Williams finished with 97 yards rushing for Oklahoma, which forced three turnovers by the Red Raiders.

The loss was the first of the season for Texas Tech and first-year coach Kliff Kingsbury. Davis Webb finished 33-of-52 passing for 385 yards for the Red Raiders, who were led by Jace Amaro's 119 yards receiving on eight catches. Eric Ward added nine catches for 106 yards.

The two teams combined for 986 yards of total offense, but it was a trio of turnovers, however, that came back to haunt a Red Raiders team that was eager to prove it was worthy of its lofty ranking. The last of those turnovers came early in the fourth quarter after Oklahoma had taken a 28-24 lead on Lacoltan Bester's remarkable back-and-forth 35-yard touchdown run.

Texas Tech had rallied from 21-7 behind to take the lead before Bester's touchdown, but Webb followed by throwing his second interception of the game -- a tipped pass off the hands of Ward that Oklahoma's Gabe Lynn pulled in for the turnover.

Score by Quarters	1	2	3	4	Score
Texas Tech.....	7	0	17	6	30 Record: (7-1, 4-1)
Oklahoma.....	0	14	14	10	38 Record: (7-1, 4-1)

Scoring Summary:

- 1st 03:38 TTU - Ward, Eric 3 yd pass from Williams, Kenny (Bustin, Ryan kick), 9-51 2:06
- 2nd 05:55 OU - Saunders, Jalen 15 yd pass from Bell, Blake (Hunnicut, Mike kick), 16-97 3:36
- 03:55 OU - Saunders, Jalen 76 yd pass from Bell, Blake (Hunnicut, Mike kick), 1-76 0:11
- 3rd 09:37 OU - Williams, Damien 3 yd run (Hunnicut, Mike kick), 11-86 5:23
- 08:37 TTU - Ward, Eric 23 yd pass from Webb, Davis (Bustin, Ryan kick), 4-75 1:00
- 03:59 TTU - Bustin, Ryan 34 yd field goal, 6-26 3:06
- 03:08 TTU - Grant, Jakeem 17 yd pass from Webb, Davis (Bustin, Ryan kick), 3-46 0:51
- 00:33 OU - Bester, LaColtan 35 yd run (Hunnicut, Mike kick), 5-75 2:35
- 4th 11:04 OU - Williams, Damien 3 yd run (Hunnicut, Mike kick), 7-58 2:29
- 07:13 TTU - Williams, Kenny 1 yd run (Webb, Davis pass failed), 11-76 3:51
- 01:17 OU - Hunnicutt, Mike 37 yd field goal, 12-53 5:56

	TTU	OU
FIRST DOWNS.....	24	25
RUSHES-YARDS (NET).....	25-72	50-277
PASSING YDS (NET).....	388	249
Passes Att-Comp-Int.....	54-34-2	22-14-0
TOTAL OFFENSE PLAYS-YARDS.....	79-460	72-526
Fumble Returns-Yards.....	0-0	0-0
Punt Returns-Yards.....	3-57	0-0
Kickoff Returns-Yards.....	3-72	3-68
Interception Returns-Yards.....	0-0	2-3
Punts (Number-Avg).....	3-34.0	4-49.5
Fumbles-Lost.....	2-1	2-1
Penalties-Yards.....	3-42	6-40
Possession Time.....	25:45	34:15
Third-Down Conversions.....	5 of 14	7 of 14
Fourth-Down Conversions.....	1 of 3	1 of 1
Red-Zone Scores-Chances.....	4-4	4-5
Sacks By: Number-Yards.....	0-0	3-26

RUSHING: Texas Tech-Washington, De. 10-56; Williams, Kenny 7-24; Grant, Jakeem 1-14; Foster, SaDale 2-8; Webb, Davis 5 minus 30. Oklahoma-Williams, Damien 19-97; Finch, Roy 8-55; Bell, Blake 9-44; Clay, Brennan 11-42; Bester, Lacoltan 1-35; Millard, Trey 1-6; team 1 minus 2.

PASSING: Texas Tech-Webb, Davis 33-53-2-385; Williams, Kenny 1-1-0-3. Oklahoma-Bell, Blake 14-22-0-249.

RECEIVING: Texas Tech-Ward, Eric 9-106; Amaro, Jace 8-119; Grant, Jakeem 8-99; Marquez, Brad 4-23; Williams, Kenny 2-19; Washington, De. 2-5; Davis, Jordan 1-17. Oklahoma-Saunders, Jalen 6-153; Shepard, Sterling 5-43; Williams, Damien 1-30; Millard, Trey 1-14; Bester, LaColtan 1-9.

INTERCEPTIONS: Texas Tech-None. Oklahoma-Lynn, Gabe 1-3; Colvin, Aaron 1-0.

FUMBLES: Texas Tech-Amaro, Jace 1-1; Webb, Davis 1-0. Oklahoma-Bell, Blake 1-0; Clay, Brennan 1-1.

SACKS (UA-A): Texas Tech-None. Oklahoma-Striker, Eric 1-1; Ndulue, Chuka 1-0; Grissom, Geneo 0-1.

TACKLES (UA-A): Texas Tech-Porter, Tre' 9-4; Jones, Bruce 7-3; Stewart, Austin 3-7; Awe, Micah 4-5; Smith, Will 2-7; Eguavoen, Sam 0-6; Jackson, Bran. 1-4; Falemi, Ola 2-2; Robertson, Pete 2-2; Hyder, Kerry 1-3; Wesley, Dennell 1-2; Cantrell, Dylan 1-0; Richards, Jack. 1-0; Esiaba, Bobby 1-0; Hogue, Summitt 1-0; Amaro, Jace 1-0; Mays, Derrick 0-1; Jacobson, Tan. 0-1; Dees, Blake 0-1. Oklahoma-Lynn, Gabe 7-2; Sanchez, Zack 7-1; Hayes, Quentin 5-3; Evans, Jordan 5-3; Colvin, Aaron 5-2; Wilson, Julian 4-0; Ndulue, Chuka 2-2; Alexander, Dominique 1-3; Grissom, Geneo 1-3; Wade, Jordan 0-4; Striker, Eric 2-1; Everett, Kass 1-0; Shannon, Frank 1-0; Franks, Trey 1-0; Woods, Derrick 1-0; Tapper, Charles 1-0; Marrs, Kyle 1-0; Feo, Tony 1-0.

BIG 12 TELECONFERENCE

This call is available to media only each Monday, August 26-December 2. Each coach is available for approximately 10 minutes. To receive the media dial-in number, please email Joni Lehmann at joni@big12sports.com. Here is the order of participants:

- 9:50 Mack Brown, Texas
- 10:00 Charlie Weis, Kansas
- 10:10 Bob Stoops, Oklahoma**
- 10:20 Mike Gundy, Oklahoma State
- 10:30 Bill Snyder, Kansas State
- 10:40 Dana Holgorsen, West Virginia
- 10:50 Kliff Kingsbury, Texas Tech
- 11:00 Art Briles, Baylor
- 11:10 Paul Rhoads, Iowa State
- 11:20 Gary Patterson, TCU

The call will be available live and archived on www.Big12Sports.com. A replay will also be provided for 48 hours, beginning at 4 p.m. CT on Mondays at 866-243-0021.



BIG 12 MEDIA PRESEASON POLL

- 1. Oklahoma State (15) 365
- 2. Oklahoma (8) 355**
- 3. TCU (9)..... 347
- 4. Texas (8) 337
- 5. Baylor (2) 282
- 6. Kansas State (1) 240
- 7. Texas Tech 161
- 8. West Virginia 126
- 9. Iowa State 96
- 10. Kansas..... 56

- No league has more Top 25 conference game matchups over the remaining weeks of the season than the Big 12 (based on this week's BCS Standings).

- Big 12 - 4
- SEC - 4
- Pac-12 - 2
- ACC - 0
- Big Ten - 0

- Forty-percent of the teams in the Big 12 are ranked in this week's BCS Standings. Only one other league has a higher percentage.

- A team in the Big 12 doesn't contend for the Conference title because of the teams not on it's conference schedule. Everyone plays everyone.

- Fifty-percent of Big 12 teams are bowl-eligible. No other league has a higher percentage.

COVERING THE SOONERS

CREDENTIALS

Requests for credentials are accepted online at SoonerSportsMedia.com. Requests must be submitted by a sports director/editor at least eight days prior to the contest. Media must show government issued photo identification upon entering the stadium. If the name on the credential and the photo ID do not match, the credential is void.

PRACTICE

All practice sessions are closed to media and public unless otherwise posted. On days when post-practice interviews are conducted, media should gather at Gate 1 under the Asp Avenue parking garage. Members of the athletics communications staff will escort media into the practice facility at the appropriate time.

ON THE INTERNET - SOONERSPORTS.COM

- Live video of Bob Stoops' Monday media conference (Live air at 12:05 p.m.).
- Live audio and live/archived video of Sooner Sports Talk with Bob Stoops (Tuesday nights at 7 p.m. CT).
- Archived video of the Sooner Playbook show (airs Wednesday nights each week).
- Live audio and live/archived video of Coaches' Corner radio show (Thursday nights at 7 p.m. CT).
- Live second-screen experience with studio analysis, in-game stats and audio from the Sooner Radio Network.
- Live/archived video of Bob Stoops' postgame press conference.
- Highlights, archived full-game video and Bob Stoops' TV review show (airs Sunday nights each week).
- Roster, schedules, media guides, game notes, depth chart and more at Sooner Gameday Central.

DAILY MEDIA AVAILABILITY - BAYLOR WEEK

Monday - Bob Stoops participates on the Big 12's weekly teleconference at 10:10 a.m. A weekly media luncheon will begin at 11:15 a.m. at the east-side stadium club on the third floor. Coach Stoops' comments at the podium will begin at 12:05 p.m. No players or coaches will be made available at the press conference or after practice later in the day.

Tuesday - No availability.

Wednesday - No availability.

Thursday - Postgame availability only. Members of the OU Athletics Communications staff will escort media representatives to the appropriate postgame interview areas with five minutes remaining in the game. The Oklahoma locker room, home or away, is closed to the media at all times. Coach Stoops and several Sooner players will be brought to a designated interview area.

Friday, Saturday - No availability.

The communications office extends a special thank you to **Mike Brooks**. The Blanchard, Okla., resident possesses what is likely the most comprehensive statistical database on OU football. His assistance and tireless research on game day and numerous other research projects is greatly appreciated.

2013 Oklahoma Football Oklahoma Combined Team Statistics (as of Oct 26, 2013) All games

Date	Opponent	Score	Att.
Aug 31, 2013	ULM	W 34-0	84911
* Sep 07, 2013	WEST VIRGINIA	W 16-7	84692
Sep 14, 2013	TULSA	W 51-20	84229
Sep 28, 2013	at #22 Notre Dame	W 35-21	80795
* Oct 05, 2013	TCU	W 20-17	84992
* Oct 12, 2013	vs Texas	L 20-36	92500
* Oct 19, 2013	at Kansas	W 34-19	41113
* Oct 26, 2013	#10 TEXAS TECH	W 38-30	84734

Record:	Overall	Home	Away	Neutral
All games	7-1	5-0	2-0	0-1
Conference	4-1	3-0	1-0	0-1
Non-Conference	3-0	2-0	1-0	0-0

Rushing	gp	att	gain	loss	net	avg	td	lg	avg/g
Clay, Brennan	8	90	564	26	538	6.0	3	76	67.2
Williams, Dam.	7	97	424	12	412	4.2	5	32	58.9
Finch, Roy	8	35	264	19	245	7.0	0	48	30.6
Bell, Blake	8	66	336	91	245	3.7	0	27	30.6
Knight, Trevor	3	22	197	28	169	7.7	0	30	56.3
Ford, Keith	7	20	119	0	119	5.9	1	23	17.0
Millard, Trey	8	17	100	3	97	5.7	1	33	12.1
Bester, L.	8	1	35	0	35	35.0	1	35	4.4
Shepard, S.	8	2	33	0	33	16.5	0	24	4.1
Ross, Alex	6	1	8	0	8	8.0	0	8	1.3
Saunders, Jalen	8	1	0	0	0	0.0	0	0	0.0
team	6	7	0	29	-29	-4.1	0	0	-4.8
Total	8	359	2080	208	1872	5.2	11	76	234.0
Opponents	8	257	1240	162	1078	4.2	9	80	134.8

Team Statistics	OU	OPP
FIRST DOWNS	178	129
Rushing	104	46
Passing	67	70
Penalty	7	13
RUSHING YARDAGE	1872	1078
Rushing Attempts	359	257
Average Per Rush	5.2	4.2
Average Per Game	234.0	134.8
TDs Rushing	11	9
PASSING YARDAGE	1608	1436
Comp-Att-Int	136-227-6	135-253-9
Average Per Pass	7.1	5.7
Average Per Catch	11.8	10.6
Average Per Game	201.0	179.5
TDs Passing	15	8
TOTAL OFFENSE	3480	2514
Average Per Play	5.9	4.9
Average Per Game	435.0	314.2
KICK RETURNS: #-Yards	14-352	15-332
PUNT RETURNS: #-Yards	13-124	16-285
INT RETURNS: #-Yards	9-135	6-42
FUMBLES-LOST	10-5	9-5
PENALTIES-Yards	47-366	38-326
PUNTS-AVG	40-41.4	51-40.1
TIME OF POSSESSION/Game	32:33	27:27
3RD-DOWN Conversions	48/118	39/115
4TH-DOWN Conversions	3/6	3/10

Passing	gp	effic	comp-att-int	pct	yds	td	lg	avg/g
Bell, Blake	8	143.07	113-177-3	63.8	1348	10	82	168.5
Knight, Trevor	3	95.76	22-49-3	44.9	211	4	32	70.3
Bester, L.	8	841.60	1-1-0	100.0	49	1	49	6.1
Total	8	135.93	136-227-6	59.9	1608	15	82	201.0
Opponents	8	104.36	135-253-9	53.4	1436	8	59	179.5

Interceptions	no.	yds	avg	td	lg
Lynn, Gabe	3	40	13.3	0	31
Wilson, Julian	2	0	0.0	0	0
Nelson, Corey	1	24	24.0	1	24
Colvin, Aaron	1	0	0.0	0	0
Shannon, Frank	1	17	17.0	0	17
Grissom, Geneo	1	54	54.0	1	54

Receiving	gp	no.	yds	avg	td	lg	avg/g
Saunders, Jalen	8	35	431	12.3	5	76	53.9
Shepard, S.	8	33	391	11.8	5	54	48.9
Bester, L.	8	14	193	13.8	1	47	24.1
Millard, Trey	8	11	78	7.1	1	29	9.8
Neal, Durrone	8	10	133	13.3	0	41	16.6
Clay, Brennan	8	8	53	6.6	0	13	6.6
Reynolds, Jaz	7	7	153	21.9	1	82	21.9
Finch, Roy	8	7	56	8.0	1	29	7.0
Williams, Dam.	7	6	70	11.7	0	30	10.0
Bennett, Austin	5	2	23	11.5	0	12	4.6
Metoyer, Trey	4	2	18	9.0	1	13	4.5
Woods, Derrick	6	1	9	9.0	0	9	1.5
Total	8	136	1608	11.8	15	82	201.0
Opponents	8	135	1436	10.6	8	59	179.5

Punting	no.	yds	avg	lg	tb	fc	i20	50+	blk
Barnett, Jed	39	1656	42.5	56	2	15	14	6	0
team	1	0	0.0	0	0	0	0	0	1

Field Goals	fg	pct.	01-19	20-29	30-39	40-49	50-99	lg	blk
Hunnicut, M.	16-18	88.9	1-1	3-3	10-11	2-2	0-1	44	1

Punt Returns	no.	yds	avg	td	lg
Saunders, Jalen	12	110	9.2	0	45
Dimon, Matt	1	14	14.0	0	0
Total	13	124	9.5	0	45
Opponents	16	285	17.8	1	85

Scoring	td	fg	PAT			dxp	saf	pts
			kick	rush	rcv			
Hunnicut, M.	-	16-18	26-27	-	-	-	-	74
Shepard, S.	5	-	-	-	1	-	-	32
Saunders, Jalen	5	-	-	-	-	-	-	30
Williams, Dam.	5	-	-	-	-	-	-	30
Clay, Brennan	3	-	-	-	-	-	-	18
Millard, Trey	2	-	-	-	-	-	-	12
Bester, L.	2	-	-	-	-	-	-	12
Metoyer, Trey	1	-	-	-	-	-	-	6
Grissom, Geneo	1	-	-	-	-	-	-	6
Reynolds, Jaz	1	-	-	-	-	-	-	6
Ford, Keith	1	-	-	-	-	-	-	6
Nelson, Corey	1	-	-	-	-	-	-	6
Finch, Roy	1	-	-	-	-	-	-	6
team	-	-	-	-	-	1	-	2
Colvin, Aaron	-	-	-	-	-	1	-	2
Bell, Blake	-	-	-	-	1-1	-	-	0
Total	28	16-18	26-27	-	1	1-1	1	248
Opponents	19	7-7	15-18	-	-	0-1	-	150

Kick Returns	no.	yds	avg	td	lg
Finch, Roy	8	229	28.6	0	73
Franks, Trey	3	92	30.7	0	40
Clay, Brennan	1	20	20.0	0	20
team	1	0	0.0	0	0
Millard, Trey	1	11	11.0	0	11
Total	14	352	25.1	0	73
Opponents	15	332	22.1	0	29

Score by Quarters	1st	2nd	3rd	4th	OT	Total
Oklahoma	33	96	58	61	0	248
Opponents	45	19	53	33	0	150

2013 Oklahoma Football
Oklahoma Overall Team Statistics (as of Oct 26, 2013)
All games

Team Statistics	OU	OPP
SCORING	248	150
Points Per Game	31.0	18.8
FIRST DOWNS	178	129
Rushing	104	46
Passing	67	70
Penalty	7	13
RUSHING YARDAGE	1872	1078
Yards gained rushing	2080	1240
Yards lost rushing	208	162
Rushing Attempts	359	257
Average Per Rush	5.2	4.2
Average Per Game	234.0	134.8
TDs Rushing	11	9
PASSING YARDAGE	1608	1436
Comp-Att-Int	136-227-6	135-253-9
Average Per Pass	7.1	5.7
Average Per Catch	11.8	10.6
Average Per Game	201.0	179.5
TDs Passing	15	8
TOTAL OFFENSE	3480	2514
Total Plays	586	510
Average Per Play	5.9	4.9
Average Per Game	435.0	314.2
KICK RETURNS: #-Yards	14-352	15-332
PUNT RETURNS: #-Yards	13-124	16-285
INT RETURNS: #-Yards	9-135	6-42
KICK RETURN AVERAGE	25.1	22.1
PUNT RETURN AVERAGE	9.5	17.8
INT RETURN AVERAGE	15.0	7.0
FUMBLES-LOST	10-5	9-5
PENALTIES-Yards	47-366	38-326
Average Per Game	45.8	40.8
PUNTS-Yards	40-1656	51-2047
Average Per Punt	41.4	40.1
Net punt average	33.3	36.5
KICKOFFS-Yards	51-3280	32-2016
Average Per Kick	64.3	63.0
Net kick average	42.1	37.9
TIME OF POSSESSION/Game	32:33	27:27
3RD-DOWN Conversions	48/118	39/115
3rd-Down Pct	41%	34%
4TH-DOWN Conversions	3/6	3/10
4th-Down Pct	50%	30%
SACKS BY-Yards	14-79	12-98
MISC YARDS	-12	0
TOUCHDOWNS SCORED	28	19
FIELD GOALS-ATTEMPTS	16-18	7-7
ON-SIDE KICKS	0-0	1-2
RED-ZONE SCORES	(31-37) 84%	(16-18) 89%
RED-ZONE TOUCHDOWNS	(18-37) 49%	(11-18) 61%
PAT-ATTEMPTS	(26-27) 96%	(15-18) 83%
ATTENDANCE	423558	121908
Games/Avg Per Game	5/84712	2/60954
Neutral Site Games		1/92500

Score by Quarters	1st	2nd	3rd	4th	OT	Total
Oklahoma	33	96	58	61	0	248
Opponents	45	19	53	33	0	150

2013 Oklahoma Football
Oklahoma Overall Individual Statistics (as of Oct 26, 2013)
All games

Rushing	gp	att	gain	loss	net	avg	td	lg	avg/g
Clay, Brennan	8	90	564	26	538	6.0	3	76	67.2
Williams, Dam.	7	97	424	12	412	4.2	5	32	58.9
Finch, Roy	8	35	264	19	245	7.0	0	48	30.6
Bell, Blake	8	66	336	91	245	3.7	0	27	30.6
Knight, Trevor	3	22	197	28	169	7.7	0	30	56.3
Ford, Keith	7	20	119	0	119	5.9	1	23	17.0
Millard, Trey	8	17	100	3	97	5.7	1	33	12.1
Bester, L.	8	1	35	0	35	35.0	1	35	4.4
Shepard, S.	8	2	33	0	33	16.5	0	24	4.1
Ross, Alex	6	1	8	0	8	8.0	0	8	1.3
Saunders, Jalen	8	1	0	0	0	0.0	0	0	0.0
team	6	7	0	29	-29	-4.1	0	0	-4.8
Total	8	359	2080	208	1872	5.2	11	76	234.0
Opponents	8	257	1240	162	1078	4.2	9	80	134.8

Passing	gp	effic	comp-att-int	pct	yds	td	lg	avg/g
Bell, Blake	8	143.07	113-177-3	63.8	1348	10	82	168.5
Knight, Trevor	3	95.76	22-49-3	44.9	211	4	32	70.3
Bester, L.	8	841.60	1-1-0	100.0	49	1	49	6.1
Total	8	135.93	136-227-6	59.9	1608	15	82	201.0
Opponents	8	104.36	135-253-9	53.4	1436	8	59	179.5

Receiving	gp	no.	yds	avg	td	lg	avg/g
Saunders, Jalen	8	35	431	12.3	5	76	53.9
Shepard, S.	8	33	391	11.8	5	54	48.9
Bester, L.	8	14	193	13.8	1	47	24.1
Millard, Trey	8	11	78	7.1	1	29	9.8
Neal, Durrton	8	10	133	13.3	0	41	16.6
Clay, Brennan	8	8	53	6.6	0	13	6.6
Reynolds, Jaz	7	7	153	21.9	1	82	21.9
Finch, Roy	8	7	56	8.0	1	29	7.0
Williams, Dam.	7	6	70	11.7	0	30	10.0
Bennett, Austin	5	2	23	11.5	0	12	4.6
Metoyer, Trey	4	2	18	9.0	1	13	4.5
Woods, Derrick	6	1	9	9.0	0	9	1.5
Total	8	136	1608	11.8	15	82	201.0
Opponents	8	135	1436	10.6	8	59	179.5

Punt Returns	no.	yds	avg	td	lg
Saunders, Jalen	12	110	9.2	0	45
Dimon, Matt	1	14	14.0	0	0
Total	13	124	9.5	0	45
Opponents	16	285	17.8	1	85

Interceptions	no.	yds	avg	td	lg
Lynn, Gabe	3	40	13.3	0	31
Wilson, Julian	2	0	0.0	0	0
Shannon, Frank	1	17	17.0	0	17
Nelson, Corey	1	24	24.0	1	24
Colvin, Aaron	1	0	0.0	0	0
Grissom, Geneo	1	54	54.0	1	54
Total	9	135	15.0	2	54
Opponents	6	42	7.0	1	31

Kick Returns	no.	yds	avg	td	lg
Finch, Roy	8	229	28.6	0	73
Franks, Trey	3	92	30.7	0	40
Millard, Trey	1	11	11.0	0	11
team	1	0	0.0	0	0
Clay, Brennan	1	20	20.0	0	20
Total	14	352	25.1	0	73
Opponents	15	332	22.1	0	29

Fumble Returns	no.	yds	avg	td	lg
Lynn, Gabe	1	27	27.0	0	27
Total	1	27	27.0	0	27
Opponents	0	0	0.0	0	0

2013 Oklahoma Football
Oklahoma Overall Individual Statistics (as of Oct 26, 2013)
All games

Scoring	td	fg	PAT				dpx	saf	pts
			kick	rush	rcv	pass			
Hunnicutt, M.	-	16-18	26-27	-	-	-	-	74	
Shepard, S.	5	-	-	-	1	-	-	32	
Williams, Dam.	5	-	-	-	-	-	-	30	
Saunders, Jalen	5	-	-	-	-	-	-	30	
Clay, Brennan	3	-	-	-	-	-	-	18	
Bester, L.	2	-	-	-	-	-	-	12	
Millard, Trey	2	-	-	-	-	-	-	12	
Metoyer, Trey	1	-	-	-	-	-	-	6	
Reynolds, Jaz	1	-	-	-	-	-	-	6	
Nelson, Corey	1	-	-	-	-	-	-	6	
Ford, Keith	1	-	-	-	-	-	-	6	
Grissom, Geneo	1	-	-	-	-	-	-	6	
Finch, Roy	1	-	-	-	-	-	-	6	
Colvin, Aaron	-	-	-	-	-	-	1	2	
team	-	-	-	-	-	-	1	2	
Bell, Blake	-	-	-	-	-	1-1	-	0	
Total	28	16-18	26-27	-	1	1-1	1	248	
Opponents	19	7-7	15-18	-	-	0-1	-	150	

Total Offense	g	plays	rush	pass	total	avg/g
Bell, Blake	8	243	245	1348	1593	199.1
Clay, Brennan	8	90	538	0	538	67.2
Williams, Dam.	7	97	412	0	412	58.9
Knight, Trevor	3	71	169	211	380	126.7
Finch, Roy	8	35	245	0	245	30.6
Ford, Keith	7	20	119	0	119	17.0
Millard, Trey	8	17	97	0	97	12.1
Bester, L.	8	2	35	49	84	10.5
Shepard, S.	8	2	33	0	33	4.1
Ross, Alex	6	1	8	0	8	1.3
team	6	7	-29	0	-29	-4.8
Total	8	586	1872	1608	3480	435.0
Opponents	8	510	1078	1436	2514	314.2

Field Goals	fg	pct.	01-19	20-29	30-39	40-49	50-99	lg	blk
Hunnicutt, M.	16-18	88.9	1-1	3-3	10-11	2-2	0-1	44	1

FG Sequence	Oklahoma	Opponents
ULM	(41),(33)	-
West Virginia	(44),(21),(32),35	-
Tulsa	(20),(30),(36)	(26),(21)
Notre Dame	(27),(19)	-
TCU	(39),(37)	(25)
Texas	(34),(37)	(31),(50),(43)
Kansas	(37)	-
Texas Tech	52,(37)	(34)

Punting	no.	yds	avg	lg	tb	fc	i20	50+	blk
Barnett, Jed	39	1656	42.5	56	2	15	14	6	0
team	1	0	0.0	0	0	0	0	0	1
Total	40	1656	41.4	56	2	15	14	6	1
Opponents	51	2047	40.1	61	3	22	17	9	1

Kickoffs	no.	yds	avg	tb	ob	retn	net	ydln
Hodgson, Nick	51	3280	64.3	34	2			
Total	51	3280	64.3	34	2	22.1	41.1	23
Opponents	32	2016	63.0	18	1	25.1	37.9	27

Numbers in (parentheses) indicate field goal was made.

2013 Oklahoma Football
Oklahoma Overall Individual Statistics (as of Oct 26, 2013)
All games

All Purpose	g	rush	rcv	pr	kr	ir	total	avg/g
Clay, Brennan	8	538	53	0	20	0	611	76.4
Saunders, Jalen	8	0	431	110	0	0	541	67.6
Finch, Roy	8	245	56	0	229	0	530	66.2
Williams, Dam.	7	412	70	0	0	0	482	68.9
Shepard, S.	8	33	391	0	0	0	424	53.0
Bell, Blake	8	245	0	0	0	0	245	30.6
Bester, L.	8	35	193	0	0	0	228	28.5
Millard, Trey	8	97	78	0	11	0	186	23.2
Knight, Trevor	3	169	0	0	0	0	169	56.3
Reynolds, Jaz	7	0	153	0	0	0	153	21.9
Neal, Durrone	8	0	133	0	0	0	133	16.6
Ford, Keith	7	119	0	0	0	0	119	17.0
Franks, Trey	8	0	0	0	92	0	92	11.5
Grissom, Geneo	8	0	0	0	0	54	54	6.8
Lynn, Gabe	8	0	0	0	0	40	40	5.0
Nelson, Corey	5	0	0	0	0	24	24	4.8
Bennett, Austin	5	0	23	0	0	0	23	4.6
Metoyer, Trey	4	0	18	0	0	0	18	4.5
Shannon, Frank	8	0	0	0	0	17	17	2.1
Dimon, Matt	8	0	0	14	0	0	14	1.8
Woods, Derrick	6	0	9	0	0	0	9	1.5
Ross, Alex	6	8	0	0	0	0	8	1.3
team	6	-29	0	0	0	0	-29	-4.8
Total	8	1872	1608	124	352	135	4091	511.4
Opponents	8	1078	1436	285	332	42	3173	396.6

2013 Oklahoma Football
Oklahoma Overall Defensive Statistics (as of Oct 26, 2013)
All games

#	Defensive Leaders	gp	Tackles				tfl/yds	Sacks	Pass defense			Fumbles		blkd	
			ua	a	tot	no-yds		int-yds	brup	qbh	rcv-yds	ff	kick	saf	
20	Shannon, Frank	8	27	26	53	2.5-8	.	1-17	.	3	.	1	.	.	
1H	Hayes, Quentin	8	21	24	45	3.0-5	.	.	2	.	.	2	.	.	
42	Alexander, D.	8	22	18	40	1.5-2	.	.	1	1	
14	Colvin, Aaron	7	30	9	39	5.0-11	1.0-3	1-0	3	.	1-0	.	.	.	
91	Tapper, Charles	8	15	19	34	6.0-28	4.5-24	.	.	6	
15	Sanchez, Zack	8	22	9	31	0.5-1	.	.	10	
9L	Lynn, Gabe	8	22	9	31	.	.	3-40	2	.	1-27	.	.	.	
19	Striker, Eric	8	11	19	30	5.5-30	2.5-18	.	2	6	
7N	Nelson, Corey	5	13	14	27	3.0-6	1.0-1	1-24	4	3	
98	Ndulue, Chuka	7	8	18	26	1.5-14	1.0-13	.	.	.	1-0	.	.	.	
85	Grissom, Geneo	8	11	14	25	4.0-14	0.5-3	1-54	3	
2	Wilson, Julian	8	11	5	16	2.5-11	.	2-0	3	
2E	Evans, Jordan	7	6	6	12	0.5-0	.	.	1	
93	Wade, Jordan	7	4	8	12	1.0-1	1.0-1	2	.	
40	Lindley, P.L.	5	3	4	7	1-0	.	.	.	
2J	Johnson, Cortez	5	2	5	7	.	.	.	1	
80	Phillips, J.	4	2	5	7	2.0-8	1.5-7	.	1	1	
23	Everett, Kass	7	5	1	6	2.0-11	1.0-9	1	.	.	
7	Franks, Trey	8	5	1	6	1-0	.	.	.	
90	Dimon, Matt	8	3	2	5	1	.	
25	Franklin, Aaron	6	3	1	4	
4	Byrd, Hatari	2	1	2	3	
11	Bester, L.	8	2	1	3	
45	Gastelum, Caleb	8	3	.	3	
94	Peterson, T.	5	1	2	3	0.5-1	
95	Russell, Quincy	2	.	3	3	1	
6T	Taylor, Stanvon	8	3	.	3	.	.	.	2	
33	Millard, Trey	8	2	.	2	
21	Ford, Keith	7	1	1	2	
1M	Moore, LJ	2	.	1	1	
3	Shepard, S.	8	1	.	1	
27	Austin, Dakota	2	.	1	1	
24	Clay, Brennan	8	1	.	1	
99	Nelson, Chaz	8	.	1	1	
78	Marrs, Kyle	8	1	.	1	
50	Woods, Austin	7	.	1	1	
12	Woods, Derrick	6	1	.	1	
53	Feo, Tony	7	1	.	1	
26	Williams, Dam.	7	1	.	1	
TM	team	6	1	
Total		8	265	230	495	41-151	14-79	9-135	35	21	5-27	4	3	1	
Opponents		8	322	308	630	49-210	12-98	6-42	21	17	5-0	8	2	.	

2013 Oklahoma Football
Oklahoma Team Game-by-Game (as of Oct 26, 2013)
All games

TEAM STATISTICS

Date	Opponent	Rushing				Receiving				Passing				Kick Returns				Punt Returns				tot off
		no.	yds	td	lg	no.	yds	td	lg	cmp-att-int	yds	td	lg	no.	yds	td	lg	no.	yds	td	lg	
Aug 31	ULM	50	305	1	24	14	124	3	18	14-33-1	124	3	18	0	0	0	0	4	55	0	45	429
Sep 07	WEST VIRGINIA	57	316	0	34	10	119	1	32	10-21-2	119	1	32	1	20	0	20	3	25	0	17	435
Sep 14	TULSA	44	194	2	48	27	413	4	82	27-37-0	413	4	82	2	52	0	28	1	28	0	28	607
Sep 28	at Notre Dame	42	212	1	30	23	238	2	54	23-31-0	238	2	54	3	75	0	40	1	1	0	1	450
Oct 05	TCU	38	203	2	76	20	152	0	19	20-31-0	152	0	19	1	0	0	0	1	0	0	0	355
Oct 12	vs Texas	33	130	1	24	12	133	0	47	12-26-2	133	0	47	2	97	0	73	0	0	0	0	263
Oct 19	at Kansas	45	235	1	33	16	180	3	49	16-26-1	180	3	49	2	40	0	29	3	15	0	2	415
Oct 26	TEXAS TECH	50	277	3	35	14	249	2	76	14-22-0	249	2	76	3	68	0	35	0	0	0	0	526
Oklahoma		359	1872	11	76	136	1608	15	82	136-227-6	1608	15	82	14	352	0	73	13	124	0	45	3480
		257	1078	9	80	135	1436	8	59	135-253-9	1436	8	59	15	332	0	29	16	285	1	85	2514

Games played: 8
Avg per rush: 5.2
Avg per catch: 11.8
Pass efficiency: 135.93
Kick ret avg: 25.1
Punt ret avg: 9.5
All purpose avg/game: 511.4
Total offense avg/gm: 435.0

Date	Opponent	Tackles				Sacks no-yds	Fumble		Pass Defense			Blkd kick	PAT Attempts				saf	pts	
		ua	a	total	tfl-yds		ff	fr-yds	int-yds	qbh	brup		kick	rush	rcv				
Aug 31	ULM	29	14	43	4.0-9	1.0-1	0	0-0	1-0	6	4	0	4-4	0	0	0	0	0	34
Sep 07	WEST VIRGINIA	29	30	59	3.0-17	1.0-9	2	3-27	1-6	4	3	0	1-1	0	0	0	0	16	
Sep 14	TULSA	29	38	67	5.0-11	1.0-4	0	0-0	1-31	0	6	0	6-6	0	0	0	0	51	
Sep 28	at Notre Dame	23	24	47	4.0-20	1.0-5	0	0-0	3-41	5	6	0	3-3	0	1	0	0	35	
Oct 05	TCU	30	22	52	7.0-22	4.0-15	0	0-0	0-0	1	5	0	2-2	0	0	0	0	20	
Oct 12	vs Texas	48	52	100	7.0-14	0.0-0	1	1-0	1-54	1	1	1	2-2	0	0	0	0	20	
Oct 19	at Kansas	31	26	57	7.0-27	3.0-19	0	0-0	0-0	0	5	2	3-4	0	0	1	1	34	
Oct 26	TEXAS TECH	46	24	70	4.0-31	3.0-26	1	1-0	2-3	4	5	0	5-5	0	0	0	0	38	
Oklahoma		265	230	495	41.0-151	14.0-79	4	5-27	9-135	21	35	3	26-27	0	1	1	1	248	
		322	308	630	49.0-210	13.0-116	8	5-0	6-42	17	21	2	15-18	0	0	0	0	150	

Date	Opponent	Punting							Field Goals			Kickoffs						
		no.	yds	avg	long	blkd	tb	fc	50+	i20	md-att	long	blkd	no.	yds	avg	tb	ob
Aug 31	ULM	7	305	43.6	54	0	0	5	1	4	2-2	41	0	7	455	65.0	7	0
Sep 07	WEST VIRGINIA	5	223	44.6	50	0	0	4	2	3	3-4	44	0	5	323	64.6	2	0
Sep 14	TULSA	1	45	45.0	45	0	0	0	0	0	3-3	36	0	10	644	64.4	6	1
Sep 28	at Notre Dame	5	210	42.0	49	0	2	2	0	0	2-2	27	0	7	450	64.3	6	0
Oct 05	TCU	7	256	36.6	49	0	0	1	0	2	2-2	39	0	4	254	63.5	3	0
Oct 12	vs Texas	6	278	46.3	52	0	0	1	2	1	2-2	37	0	5	321	64.2	4	0
Oct 19	at Kansas	5	141	28.2	44	1	0	2	0	2	1-1	37	0	6	383	63.8	2	1
Oct 26	TEXAS TECH	4	198	49.5	56	0	0	0	1	2	1-2	37	1	7	450	64.3	4	0
Oklahoma		40	1656	41.4	56	1	2	15	6	14	16-18	44	1	51	3280	64.3	34	2
		51	2047	40.1	61	1	3	22	9	17	7-7	50	0	32	2016	63.0	18	1

2013 Oklahoma Football
Oklahoma Opponent Game-by-Game (as of Oct 26, 2013)
All games

OPPONENT STATISTICS

Date	Opponent	Rushing				Receiving				Passing				Kick Returns				Punt Returns				tot off
		no.	yds	td	lg	no.	yds	td	lg	cmp-att-int	yds	td	lg	no.	yds	td	lg	no.	yds	td	lg	
Aug 31	ULM	22	38	0	6	20	128	0	14	20-39-1	128	0	14	0	0	0	0	0	0	0	0	166
Sep 07	WEST VIRGINIA	24	169	1	75	21	218	0	33	21-41-1	218	0	33	3	45	0	26	1	-2	0	0	387
Sep 14	TULSA	31	95	2	22	17	226	0	35	17-33-1	226	0	35	3	69	0	29	1	77	0	77	321
Sep 28	at Notre Dame	29	220	1	80	9	104	2	30	9-25-3	104	2	30	1	29	0	29	1	1	0	1	324
Oct 05	TCU	27	44	2	12	16	166	0	45	16-26-0	166	0	45	1	18	0	18	4	16	0	11	210
Oct 12	vs Texas	60	255	0	38	13	190	2	59	13-22-1	190	2	59	1	29	0	23	5	124	1	85	445
Oct 19	at Kansas	39	185	2	38	5	16	1	10	5-13-0	16	1	10	3	70	0	29	1	12	0	0	201
Oct 26	TEXAS TECH	25	72	1	19	34	388	3	45	34-54-2	388	3	45	3	72	0	28	3	57	0	32	460
Opponents		257	1078	9	80	135	1436	8	59	135-253-9	1436	8	59	15	332	0	29	16	285	1	85	2514
		359	1872	11	76	136	1608	15	82	136-227-6	1608	15	82	14	352	0	73	13	124	0	45	3480

Games played: 8
Avg per rush: 4.2
Avg per catch: 10.6
Pass efficiency: 104.36
Kick ret avg: 22.1
Punt ret avg: 17.8
All purpose avg/game: 396.6
Total offense avg/gm: 314.2

Date	Opponent	Tackles				Sacks no-yds	Fumble		Pass Defense			Blkd kick	PAT Attempts				saf	pts			
		ua	a	total	tfl-yds		ff	fr-yds	int-yds	qbh	brup		kick	rush	rcv						
Aug 31	ULM	43	38	81	3.0-17	2.0-14	1	0-0	1-0	1	5	0	0-0	0	0	0	0	0	0	0	0
Sep 07	WEST VIRGINIA	52	34	86	10.0-49	1.0-24	3	2-0	2-11	1	3	0	1-1	0	0	0	0	0	0	7	7
Sep 14	TULSA	49	38	87	6.0-22	1.0-6	0	0-0	0-0	0	4	0	2-2	0	0	0	0	0	0	20	20
Sep 28	at Notre Dame	33	50	83	3.0-10	0.0-0	0	0-0	0-0	3	1	0	3-3	0	0	0	0	0	0	21	21
Oct 05	TCU	38	30	68	7.0-30	3.0-23	1	1-0	0-0	3	2	0	2-2	0	0	0	0	0	0	17	17
Oct 12	vs Texas	25	42	67	7.0-38	4.0-35	0	0-0	2-31	5	4	0	3-4	0	0	0	0	0	0	36	36
Oct 19	at Kansas	45	28	73	9.0-35	1.0-14	1	1-0	1-0	2	1	1	1-3	0	0	0	0	0	0	19	19
Oct 26	TEXAS TECH	37	48	85	4.0-9	0.0-0	2	1-0	0-0	2	1	1	3-3	0	0	0	0	0	0	30	30
Opponents		322	308	630	49.0-210	13.0-116	8	5-0	6-42	17	21	2	15-18	0	0	0	0	0	0	150	150
		265	230	495	41.0-151	14.0-79	4	5-27	9-135	21	35	3	26-27	0	1	1	1	1	1	248	248

Date	Opponent	Punting										Field Goals			Kickoffs				
		no.	yds	avg	long	blkd	tb	fc	50+	i20	md-att	long	blkd	no.	yds	avg	tb	ob	
Aug 31	ULM	10	462	46.2	61	0	1	4	2	3	0-0	0	0	1	65	65.0	1	0	
Sep 07	WEST VIRGINIA	7	317	45.3	54	0	0	2	2	3	0-0	0	0	2	128	64.0	1	0	
Sep 14	TULSA	5	203	40.6	52	0	0	4	1	3	2-2	26	0	5	324	64.8	3	0	
Sep 28	at Notre Dame	6	242	40.3	55	0	0	4	1	1	0-0	0	0	4	251	62.8	1	0	
Oct 05	TCU	9	391	43.4	52	0	1	4	2	4	1-1	25	0	3	186	62.0	2	1	
Oct 12	vs Texas	3	93	31.0	35	0	0	2	0	1	3-3	50	0	7	452	64.6	5	0	
Oct 19	at Kansas	8	237	29.6	52	1	0	1	1	1	0-0	0	0	5	294	58.8	3	0	
Oct 26	TEXAS TECH	3	102	34.0	36	0	1	1	0	1	1-1	34	0	5	316	63.2	2	0	
Opponents		51	2047	40.1	61	1	3	22	9	17	7-7	50	0	32	2016	63.0	18	1	
		40	1656	41.4	56	1	2	15	6	14	16-18	44	1	51	3280	64.3	34	2	

2013 Oklahoma Football
Oklahoma Game Superlatives (as of Oct 26, 2013)
All games

INDIVIDUAL GAME HIGHS

Rushes	22	Clay, Brennan vs West Virginia (Sep 07, 2013)
Yards Rushing	170	Clay, Brennan vs West Virginia (Sep 07, 2013)
TD Rushes	2	Williams, Dam. vs Texas Tech (Oct 26, 2013)
Long Rush	76	Clay, Brennan vs TCU (Oct 05, 2013)
Pass attempts	37	Bell, Blake vs Tulsa (Sep 14, 2013)
Pass completions	27	Bell, Blake vs Tulsa (Sep 14, 2013)
Yards Passing	413	Bell, Blake vs Tulsa (Sep 14, 2013)
TD Passes	4	Bell, Blake vs Tulsa (Sep 14, 2013)
Long Pass	82	Bell, Blake vs Tulsa (Sep 14, 2013)
Receptions	8	Shepard, S. vs Tulsa (Sep 14, 2013)
Yards Receiving	153	Saunders, Jalen vs Texas Tech (Oct 26, 2013)
TD Receptions	2	Saunders, Jalen vs ULM (Aug 31, 2013)
	2	Shepard, S. vs Tulsa (Sep 14, 2013)
	2	Shepard, S. at Kansas (Oct 19, 2013)
	2	Saunders, Jalen vs Texas Tech (Oct 26, 2013)
Long Reception	82	Reynolds, Jaz vs Tulsa (Sep 14, 2013)
Field Goals	3	Hunnicutt, M. vs West Virginia (Sep 07, 2013)
	3	Hunnicutt, M. vs Tulsa (Sep 14, 2013)
Long Field Goal	44	Hunnicutt, M. vs West Virginia (Sep 07, 2013)
Punts	7	Barnett, Jed vs ULM (Aug 31, 2013)
	7	Barnett, Jed vs TCU (Oct 05, 2013)
Punting Avg	49.5	Barnett, Jed vs Texas Tech (Oct 26, 2013)
Long Punt	56	Barnett, Jed vs Texas Tech (Oct 26, 2013)
Punts inside 20	4	Barnett, Jed vs ULM (Aug 31, 2013)
Long Punt Return	45	Saunders, Jalen vs ULM (Aug 31, 2013)
Long Kickoff Return	73	Finch, Roy vs Texas (Oct 12, 2013)
Tackles	19	Alexander, D. vs Texas (Oct 12, 2013)
Sacks	2.0	Tapper, Charles vs TCU (Oct 05, 2013)
	2.0	Tapper, Charles at Kansas (Oct 19, 2013)
Tackles For Loss	3.0	Tapper, Charles at Kansas (Oct 19, 2013)
Interceptions	1	Wilson, Julian vs ULM (Aug 31, 2013)
	1	Lynn, Gabe vs West Virginia (Sep 07, 2013)
	1	Lynn, Gabe vs Tulsa (Sep 14, 2013)
	1	Wilson, Julian at Notre Dame (Sep 28, 2013)
	1	Nelson, Corey at Notre Dame (Sep 28, 2013)
	1	Shannon, Frank at Notre Dame (Sep 28, 2013)
	1	Grissom, Geneo vs Texas (Oct 12, 2013)
	1	Lynn, Gabe vs Texas Tech (Oct 26, 2013)
	1	Colvin, Aaron vs Texas Tech (Oct 26, 2013)

2013 Oklahoma Football
Oklahoma Game Superlatives (as of Oct 26, 2013)
All games

TEAM GAME HIGHS

Rushes	57	vs West Virginia (Sep 07, 2013)
Yards Rushing	316	vs West Virginia (Sep 07, 2013)
Yards Per Rush	6.1	vs ULM (Aug 31, 2013)
TD Rushes	3	vs Texas Tech (Oct 26, 2013)
Pass attempts	37	vs Tulsa (Sep 14, 2013)
Pass completions	27	vs Tulsa (Sep 14, 2013)
Yards Passing	413	vs Tulsa (Sep 14, 2013)
Yards Per Pass	11.3	vs Texas Tech (Oct 26, 2013)
TD Passes	4	vs Tulsa (Sep 14, 2013)
Total Plays	83	vs ULM (Aug 31, 2013)
Total Offense	607	vs Tulsa (Sep 14, 2013)
Yards Per Play	7.5	vs Tulsa (Sep 14, 2013)
Points	51	vs Tulsa (Sep 14, 2013)
Sacks By	4	vs TCU (Oct 05, 2013)
First Downs	27	vs Tulsa (Sep 14, 2013)
Penalties	9	vs West Virginia (Sep 07, 2013)
Penalty Yards	78	vs ULM (Aug 31, 2013)
Turnovers	4	vs West Virginia (Sep 07, 2013)
Interceptions By	3	at Notre Dame (Sep 28, 2013)
Punts	7	vs ULM (Aug 31, 2013)
	7	vs TCU (Oct 05, 2013)
Punting Avg	49.5	vs Texas Tech (Oct 26, 2013)
Long Punt	56	vs Texas Tech (Oct 26, 2013)
Punts inside 20	4	vs ULM (Aug 31, 2013)
Long Punt Return	45	vs ULM (Aug 31, 2013)

2013 Oklahoma Football
Oklahoma Game Superlatives (as of Oct 26, 2013)
All games

OPPONENT INDIVIDUAL GAME HIGHS

Rushes	29	Gray, Johnathan, vs Texas (Oct 12, 2013)
Yards Rushing	148	ATKINSON, G., at Notre Dame (Sep 28, 2013)
TD Rushes	2	Boykin, Trevone, vs TCU (Oct 05, 2013)
	2	Sims,James, at Kansas (Oct 19, 2013)
Long Rush	80	ATKINSON, G., at Notre Dame (Sep 28, 2013)
Pass attempts	53	Webb, Davis, vs Texas Tech (Oct 26, 2013)
Pass completions	33	Webb, Davis, vs Texas Tech (Oct 26, 2013)
Yards Passing	385	Webb, Davis, vs Texas Tech (Oct 26, 2013)
TD Passes	2	REES, at Notre Dame (Sep 28, 2013)
	2	McCoy, Case, vs Texas (Oct 12, 2013)
	2	Webb, Davis, vs Texas Tech (Oct 26, 2013)
Long Pass	59	McCoy, Case, vs Texas (Oct 12, 2013)
Receptions	9	Ward, Eric, vs Texas Tech (Oct 26, 2013)
Yards Receiving	119	Amaro, Jace, vs Texas Tech (Oct 26, 2013)
TD Receptions	2	Ward, Eric, vs Texas Tech (Oct 26, 2013)
Long Reception	59	Johnson, Marcus, vs Texas (Oct 12, 2013)
Field Goals	3	Fera, Anthony, vs Texas (Oct 12, 2013)
Long Field Goal	50	Fera, Anthony, vs Texas (Oct 12, 2013)
Punts	10	Manton, Justin, vs ULM (Aug 31, 2013)
Punting Avg	46.2	Manton, Justin, vs ULM (Aug 31, 2013)
Long Punt	61	Manton, Justin, vs ULM (Aug 31, 2013)
Punts inside 20	4	Perry, Ethan, vs TCU (Oct 05, 2013)
Long Punt Return	85	Johnson, Daje, vs Texas (Oct 12, 2013)
Long Kickoff Return	29	WATTS, T., vs Tulsa (Sep 14, 2013)
	29	ATKINSON, G., at Notre Dame (Sep 28, 2013)
	29	Shepherd,J., at Kansas (Oct 19, 2013)
Tackles	16	Blakes, Cameron, vs ULM (Aug 31, 2013)
Sacks	2.0	Golson,Brandon, vs West Virginia (Sep 07, 2013)
	2.0	Jeffcoat, Jacks, vs Texas (Oct 12, 2013)
Tackles For Loss	3.0	JACKSON, S., vs Tulsa (Sep 14, 2013)
Interceptions	1	Smith, Cordero, vs ULM (Aug 31, 2013)
	1	Joseph,Karl, vs West Virginia (Sep 07, 2013)
	1	Cook,Darwin, vs West Virginia (Sep 07, 2013)
	1	Thomas, Duke, vs Texas (Oct 12, 2013)
	1	Whaley, Chris, vs Texas (Oct 12, 2013)
	1	Shepherd,J., at Kansas (Oct 19, 2013)

2013 Oklahoma Football
 Oklahoma Game Superlatives (as of Oct 26, 2013)
 All games

OPPONENT TEAM GAME HIGHS

Rushes	60	vs Texas (Oct 12, 2013)
Yards Rushing	255	vs Texas (Oct 12, 2013)
Yards Per Rush	7.6	at Notre Dame (Sep 28, 2013)
TD Rushes	2	vs Tulsa (Sep 14, 2013)
	2	vs TCU (Oct 05, 2013)
	2	at Kansas (Oct 19, 2013)
Pass attempts	54	vs Texas Tech (Oct 26, 2013)
Pass completions	34	vs Texas Tech (Oct 26, 2013)
Yards Passing	388	vs Texas Tech (Oct 26, 2013)
Yards Per Pass	8.6	vs Texas (Oct 12, 2013)
TD Passes	3	vs Texas Tech (Oct 26, 2013)
Total Plays	82	vs Texas (Oct 12, 2013)
Total Offense	460	vs Texas Tech (Oct 26, 2013)
Yards Per Play	6.0	at Notre Dame (Sep 28, 2013)
Points	36	vs Texas (Oct 12, 2013)
Sacks By	4	vs Texas (Oct 12, 2013)
First Downs	24	vs Texas (Oct 12, 2013)
	24	vs Texas Tech (Oct 26, 2013)
Penalties	8	vs West Virginia (Sep 07, 2013)
	8	at Notre Dame (Sep 28, 2013)
Penalty Yards	77	at Notre Dame (Sep 28, 2013)
Turnovers	4	vs West Virginia (Sep 07, 2013)
Interceptions By	2	vs West Virginia (Sep 07, 2013)
	2	vs Texas (Oct 12, 2013)
Punts	10	vs ULM (Aug 31, 2013)
Punting Avg	46.2	vs ULM (Aug 31, 2013)
Long Punt	61	vs ULM (Aug 31, 2013)
Punts inside 20	4	vs TCU (Oct 05, 2013)
Long Punt Return	85	vs Texas (Oct 12, 2013)

2013 Oklahoma Football
Oklahoma Rushing/Receiving Game-by-Game (as of Oct 26, 2013)
All games

RUSHING	No-Yds/TD	ULM	WVU	TLS	ND	TCU	UT	KU	TTU
Clay, Brennan RB	90-538/3	8-43/1	22-170/0	15-49/1	14-77/0	9-111/1	5-26/0	6-20/0	11-42/0
Williams, Dam. RB	97-412/5	16-66/0	21-95/0	DNP	9-42/1	11-27/0	6-29/1	15-56/1	19-97/2
Finch, Roy RB	35-245/0	4-42/0	3-0/0	8-68/0	3-15/0	1-0/0	1-12/0	7-53/0	8-55/0
Bell, Blake QB	66-245/0	2-10/0	2-21/0	10-24/0	12-59/0	14-61/0	7--27/0	10-53/0	9-44/0
Knight, Trevor QB	22-169/0	13-103/0	7-42/0	DNP	2-24/0	DNP	DNP	DNP	DNP
Ford, Keith RB	20-119/1	4-20/0	DNP	7-46/1	-	-	6-34/0	3-19/0	-
Millard, Trey FB	17-97/1	1-4/0	1-6/0	3-7/0	-	1-8/1	7-32/0	3-34/0	1-6/0
Bester, L. WR	1-35/1	-	-	-	-	-	-	-	1-35/1
Shepard, S. WR	2-33/0	1-9/0	-	-	-	-	1-24/0	-	-
Ross, Alex RB	1-8/0	1-8/0	-	-	-	-	DNP	DNP	-
Saunders, Jalen WR	1-0/0	-	-	1-0/0	-	-	-	-	-
team	7--29/0	DNP	1--18/0	DNP	2--5/0	2--4/0	-	1-0/0	1--2/0

RECEIVING	No-Yds/TD	ULM	WVU	TLS	ND	TCU	UT	KU	TTU
Saunders, Jalen WR	35-431/5	3-30/2	4-60/0	3-47/1	7-46/0	5-30/0	3-18/0	4-47/0	6-153/2
Shepard, S. WR	33-391/5	1-11/0	2-12/0	8-123/2	5-83/1	5-37/0	-	7-82/2	5-43/0
Bester, L. WR	14-193/1	1-7/0	3-46/0	2-16/0	1-26/1	1-19/0	5-70/0	-	1-9/0
Reynolds, Jaz WR	7-153/1	1-12/0	-	4-109/0	1-16/0	-	-	1-16/1	DNP
Neal, Durrton WR	10-133/0	2-27/0	-	4-64/0	-	4-42/0	-	-	-
Millard, Trey FB	11-78/1	2-11/0	1-1/1	2--1/0	2-13/0	-	1-29/0	2-11/0	1-14/0
Williams, Dam. RB	6-70/0	-	-	DNP	4-41/0	-	1--1/0	-	1-30/0
Finch, Roy RB	7-56/1	2-2/0	-	1-29/1	1-6/0	1-3/0	1-5/0	1-11/0	-
Clay, Brennan RB	8-53/0	-	-	-	2-7/0	4-21/0	1-12/0	1-13/0	-
Bennett, Austin WR	2-23/0	1-11/0	DNP	1-12/0	DNP	-	DNP	-	-
Metoyer, Trey WR	2-18/1	1-13/1	-	1-5/0	-	DNP	DNP	DNP	DNP
Woods, Derrick WR	1-9/0	-	-	1-9/0	-	DNP	DNP	-	-

2013 Oklahoma Football
Oklahoma Passing Game-by-Game (as of Oct 26, 2013)
All games

#10 Bell, Blake	Comp	Att	Int	Pct	Yards	TD	Long	Sacked	Effic
ULM	3	5	0	60.0	38	0	16	1-5	123.84
West Virginia	0	1	0	0.0	0	0	0	0-0	0.00
Tulsa	27	37	0	73.0	413	4	82	1-6	202.41
Notre Dame	22	30	0	73.3	232	2	54	0-0	160.29
TCU	20	31	0	64.5	152	0	19	3-23	105.70
Texas	12	26	2	46.2	133	0	47	4-35	73.74
Kansas	15	25	1	60.0	131	2	25	1-14	122.42
Texas Tech	14	22	0	63.6	249	2	76	0-0	188.71
TOTALS	113	177	3	63.8	1348	10	82	10-83	143.07

#9 Knight, Trevor	Comp	Att	Int	Pct	Yards	TD	Long	Sacked	Effic
ULM	11	28	1	39.3	86	3	18	1-9	93.30
West Virginia	10	20	2	50.0	119	1	32	1-6	96.48
Notre Dame	1	1	0	100.0	6	0	6	0-0	150.40
TOTALS	22	49	3	44.9	211	4	32	2-15	95.76

#11 Bester, L.	Comp	Att	Int	Pct	Yards	TD	Long	Sacked	Effic
Kansas	1	1	0	100.0	49	1	49	0-0	841.60
TOTALS	1	1	0	100.0	49	1	49	0-0	841.60

2013 Oklahoma Football
Oklahoma Total Tackles Game-by-Game (as of Oct 26, 2013)
All games

Total Tackles	UA-A	Total	ULM	WVU	TLS	ND	TCU	UT	KU	TTU
Shannon, Frank LB	27-26	53	4-3	1-1	6-4	4-4	4-3	7-9	0-2	1-0
Hayes, Quentin DB	21-24	45	1-1	3-5	1-1	3-5	1-3	5-3	2-3	5-3
Alexander, D. LB	22-18	40	0-1	0-1	0-4	2-2	-	13-6	6-1	1-3
Colvin, Aaron DB	30-9	39	4-0	3-1	DNP	2-0	5-0	6-3	5-3	5-2
Tapper, Charles DE	15-19	34	2-1	2-3	1-5	0-4	4-1	1-3	4-2	1-0
Lynn, Gabe DB	22-9	31	2-0	2-1	-	4-0	3-1	3-2	1-3	7-2
Sanchez, Zack DB	22-9	31	2-1	4-2	4-2	2-0	1-1	1-1	1-1	7-1
Striker, Eric LB	11-19	30	1-0	1-4	3-1	0-2	1-1	2-5	1-5	2-1
Nelson, Corey LB	13-14	27	5-3	3-4	4-1	0-1	1-5	DNP	DNP	DNP
Ndulue, Chuka DE	8-18	26	DNP	1-0	-	-	2-4	3-12	-	2-2
Grissom, Geneo DE	11-14	25	2-0	1-2	0-3	3-3	0-1	2-0	2-2	1-3
Wilson, Julian DB	11-5	16	-	2-3	1-2	2-0	2-0	-	-	4-0
Wade, Jordan DT	4-8	12	1-1	DNP	-	-	2-0	0-2	1-1	0-4
Evans, Jordan LB	6-6	12	-	-	1-3	-	-	-	DNP	5-3
Phillips, J. DT	2-5	7	1-1	0-1	0-3	1-0	DNP	DNP	DNP	DNP
Lindley, P.L. DE	3-4	7	-	DNP	-	DNP	DNP	0-2	3-2	-
Johnson, Cortez DB	2-5	7	DNP	1-2	1-1	DNP	-	0-2	-	DNP
Franks, Trey DB	5-1	6	-	1-0	1-0	-	2-0	0-1	-	1-0
Everett, Kass DB	5-1	6	-	1-0	0-1	-	DNP	1-0	2-0	1-0
Dimon, Matt DE	3-2	5	-	-	1-0	0-1	-	1-0	1-1	-
Franklin, Aaron LB	3-1	4	-	1-0	DNP	-	-	1-1	1-0	DNP
Byrd, Hatari DB	1-2	3	-	DNP	1-2	DNP	DNP	DNP	DNP	DNP
Russell, Quincy DT	0-3	3	0-2	DNP	0-1	DNP	DNP	DNP	DNP	DNP
Taylor, Stanvon DB	3-0	3	-	-	3-0	-	-	-	-	-
Bester, L.	2-1	3	-	-	1-0	0-1	1-0	-	-	-
Peterson, T. DT	1-2	3	DNP	-	-	DNP	0-2	1-0	DNP	-
Gastelum, Caleb LB	3-0	3	3-0	-	-	-	-	-	-	-
Ford, Keith	1-1	2	-	DNP	0-1	-	-	1-0	-	-
Millard, Trey	2-0	2	-	1-0	-	-	1-0	-	-	-
Moore, LJ DB	0-1	1	-	DNP	0-1	DNP	DNP	DNP	DNP	DNP
Feo, Tony	1-0	1	-	-	-	DNP	-	-	-	1-0
Woods, Derrick	1-0	1	-	-	-	-	DNP	DNP	-	1-0
Nelson, Chaz DE	0-1	1	-	-	0-1	-	-	-	-	-
Austin, Dakota DB	0-1	1	DNP	-	0-1	DNP	DNP	DNP	DNP	DNP
Marrs, Kyle	1-0	1	-	-	-	-	-	-	-	1-0
Shepard, S.	1-0	1	-	-	-	-	-	-	1-0	-
Clay, Brennan	1-0	1	1-0	-	-	-	-	-	-	-
Williams, Dam.	1-0	1	-	1-0	DNP	-	-	-	-	-
Woods, Austin	0-1	1	-	-	-	0-1	-	-	DNP	-

2013 Oklahoma Football
Oklahoma Tackle For Loss Game-by-Game (as of Oct 26, 2013)
All games

TACKLES FOR LOSS	UA-A	Total	ULM	WVU	TLS	ND	TCU	UT	KU	TTU
Tapper, Charles DE	5-2	6.0	-	-	0.5-2	0.5-1	2.0-11	-	3.0-14	-
Striker, Eric LB	4-3	5.5	-	1.0-5	-	-	1.0-4	1.0-3	1.0-8	1.5-10
Colvin, Aaron DB	4-2	5.0	-	0.5-2	DNP	-	1.0-3	2.0-4	1.5-2	-
Grissom, Geneo DE	2-4	4.0	1.0-1	-	0.5-2	0.5-4	-	1.0-3	0.5-1	0.5-3
Nelson, Corey LB	3-0	3.0	2.0-5	-	1.0-1	-	-	DNP	DNP	DNP
Hayes, Quentin DB	2-2	3.0	-	0.5-1	-	0.5-1	-	2.0-3	-	-
Wilson, Julian DB	2-1	2.5	-	-	0.5-1	1.0-5	-	-	-	1.0-5
Shannon, Frank LB	2-1	2.5	1.0-3	-	-	0.5-4	1.0-1	-	-	-
Everett, Kass DB	2-0	2.0	-	1.0-9	-	-	DNP	-	1.0-2	-
Phillips, J. DT	1-2	2.0	-	-	1.0-3	1.0-5	DNP	DNP	DNP	DNP
Ndulue, Chuka DE	1-1	1.5	DNP	-	-	-	0.5-1	-	-	1.0-13
Alexander, D. LB	1-1	1.5	-	-	0.5-1	-	-	1.0-1	-	-
Wade, Jordan DT	1-0	1.0	-	DNP	-	-	1.0-1	-	-	-
Evans, Jordan LB	0-1	0.5	-	-	0.5-0	-	-	-	DNP	-
Peterson, T. DT	0-1	0.5	DNP	-	-	DNP	0.5-1	-	DNP	-
Sanchez, Zack DB	0-1	0.5	-	-	0.5-1	-	-	-	-	-

2013 Oklahoma Football
Oklahoma Return Stats Game-by-Game (as of Oct 26, 2013)
All games

PUNT RETURNS	No-Yds	ULM	WVU	TLS	ND	TCU	UT	KU	TTU
Saunders, Jalen	12-110	4-55	3-25	1-28	1-1	1-0	-	2-1	-
Dimon, Matt	1-14	-	-	-	-	-	-	1-14	-

KICK RETURNS	No-Yds	ULM	WVU	TLS	ND	TCU	UT	KU	TTU
Finch, Roy	8-229	-	-	-	2-35	-	2-97	1-29	3-68
Franks, Trey	3-92	-	-	2-52	1-40	-	-	-	-
Clay, Brennan	1-20	-	1-20	-	-	-	-	-	-
Millard, Trey	1-11	-	-	-	-	-	-	1-11	-
team	1-0	DNP	-	DNP	-	1-0	-	-	-

INT. RETURNS	No-Yds	ULM	WVU	TLS	ND	TCU	UT	KU	TTU
Lynn, Gabe	3-40	-	1-6	1-31	-	-	-	-	1-3
Wilson, Julian	2-0	1-0	-	-	1-0	-	-	-	-
Nelson, Corey	1-24	-	-	-	1-24	-	DNP	DNP	DNP
Grissom, Geneo	1-54	-	-	-	-	-	1-54	-	-
Shannon, Frank	1-17	-	-	-	1-17	-	-	-	-
Colvin, Aaron	1-0	-	-	DNP	-	-	-	-	1-0

FUMBLE RETURNS	No-Yds	ULM	WVU	TLS	ND	TCU	UT	KU	TTU
Lynn, Gabe	1-27	-	1-27	-	-	-	-	-	-

2013 Oklahoma Football
Oklahoma Games Played (as of Oct 26, 2013)
All games

##	PLAYER	GP-GS	ULM	WVU	TLS	ND	TCU	UT	KU	TTU
42	Alexander, D.	8/3	XXX	XXX	XXX	XXX	XXX	START	START	START
27	Austin, Dakota	2/-	...	XXX	XXX
44	Barnett, Jed	8/-	XXX	XXX	XXX	XXX	XXX	XXX	XXX	XXX
10	Bell, Blake	8/6	XXX	XXX	START	START	START	START	START	START
83	Bennett, Austin	5/-	XXX	...	XXX	...	XXX	...	XXX	XXX
11	Bester, L.	8/4	XXX	XXX	START	START	START	START	XXX	XXX
8G	Bothun, Grant	8/-	XXX	XXX	XXX	XXX	XXX	XXX	XXX	XXX
4	Byrd, Hatari	2/-	XXX	...	XXX
24	Clay, Brennan	8/7	START	START	START	START	START	START	START	XXX
14	Colvin, Aaron	7/7	START	START	...	START	START	START	START	START
56	Darlington, Ty	3/-	XXX	XXX	XXX
90	Dimon, Matt	8/-	XXX	XXX	XXX	XXX	XXX	XXX	XXX	XXX
2E	Evans, Jordan	7/-	XXX	XXX	XXX	XXX	XXX	XXX	...	XXX
23	Everett, Kass	7/-	XXX	XXX	XXX	XXX	...	XXX	XXX	XXX
72	Farniok, Derek	1/-	XXX
29	Favors, Rashod	8/-	XXX	XXX	XXX	XXX	XXX	XXX	XXX	XXX
59	Feo, Tony	7/-	XXX	XXX	XXX	...	XXX	XXX	XXX	XXX
22	Finch, Roy	8/1	XXX	START	XXX	XXX	XXX	XXX	XXX	XXX
21	Ford, Keith	7/-	XXX	...	XXX	XXX	XXX	XXX	XXX	XXX
25	Franklin, Aaron	6/-	XXX	XXX	...	XXX	XXX	XXX	XXX	...
32	Franks, Trey	8/-	XXX	XXX	XXX	XXX	XXX	XXX	XXX	XXX
45	Gastelum, Caleb	8/-	XXX	XXX	XXX	XXX	XXX	XXX	XXX	XXX
82	Green, Brannon	8/-	XXX	XXX	XXX	XXX	XXX	XXX	XXX	XXX
85	Grissom, Geneo	8/4	START	START	START	START	XXX	XXX	XXX	XXX
1H	Hayes, Quentin	8/8	START	START	START	START	START	START	START	START
39	Hodgson, Nick	8/-	XXX	XXX	XXX	XXX	XXX	XXX	XXX	XXX
52	Hughes, JP	7/-	XXX	XXX	XXX	XXX	XXX	XXX	XXX	...
18	Hunnicutt, M.	8/-	XXX	XXX	XXX	XXX	XXX	XXX	XXX	XXX
64	Ikard, Gabe	8/8	START	START	START	START	START	START	START	START
68	Irwin, Bronson	8/4	XXX	XXX	XXX	XXX	START	START	START	START
2J	Johnson, Cortez	5/-	...	XXX	XXX	...	XXX	XXX	XXX	...
54	Kasitati, Nila	7/4	START	START	START	START	XXX	...	XXX	XXX
9	Knight, Trevor	3/2	START	START	...	XXX
40	Lindley, P.L.	5/1	XXX	...	XXX	XXX	START	XXX
9L	Lynn, Gabe	8/8	START	START	START	START	START	START	START	START
78	Marrs, Kyle	8/-	XXX	XXX	XXX	XXX	XXX	XXX	XXX	XXX
17	Metoyer, Trey	4/-	XXX	XXX	XXX	XXX
33	Millard, Trey	8/5	START	START	XXX	XXX	XXX	START	START	START
1M	Moore, LJ	2/-	XXX	...	XXX
98	Ndulue, Chuka	7/4	...	XXX	XXX	XXX	START	START	START	START
5	Neal, Durrton	8/1	XXX	XXX	XXX	XXX	XXX	XXX	START	XXX
99	Nelson, Chaz	8/-	XXX	XXX	XXX	XXX	XXX	XXX	XXX	XXX
7	Nelson, Corey	5/5	START	START	START	START	START
94	Peterson, T.	5/-	...	XXX	XXX	...	XXX	XXX	...	XXX
80	Phillips, J.	4/4	START	START	START	START
16	Reynolds, Jaz	7/3	XXX	XXX	START	START	START	XXX	XXX	...
48	Ripkowski, A.	8/2	START	XXX	XXX	XXX	XXX	XXX	XXX	START

2013 Oklahoma Football
Oklahoma Games Played (as of Oct 26, 2013)
All games

##	PLAYER	GP-GS	ULM	WVU	TLS	ND	TCU	UT	KU	TTU
28	Ross, Alex	6/-	XXX	XXX	XXX	XXX	XXX	XXX
95	Russell, Quincy	2/-	XXX	...	XXX
15	Sanchez, Zack	8/8	START	START	START	START	START	START	START	START
8	Saunders, Jalen	8/8	START	START	START	START	START	START	START	START
77	Savage, Dionte	8/-	XXX	XXX	XXX	XXX	XXX	XXX	XXX	XXX
20	Shannon, Frank	8/8	START	START	START	START	START	START	START	START
74	Shead, Adam	8/8	START	START	START	START	START	START	START	START
3	Shepard, S.	8/8	START	START	START	START	START	START	START	START
19	Striker, Eric	8/8	START	START	START	START	START	START	START	START
91	Tapper, Charles	8/8	START	START	START	START	START	START	START	START
31	Taylor, Londell	5/-	XXX	XXX	XXX	XXX	XXX
6T	Taylor, Stanvon	8/1	XXX	XXX	START	XXX	XXX	XXX	XXX	XXX
13	Thomas, Ahmad	7/-	XXX	XXX	...	XXX	XXX	XXX	XXX	XXX
71	Thompson, Tyrus	8/8	START	START	START	START	START	START	START	START
93	Wade, Jordan	7/4	XXX	...	XXX	XXX	START	START	START	START
26	Williams, Dam.	7/1	XXX	XXX	...	XXX	XXX	XXX	XXX	START
79	Williams, Daryl	8/8	START	START	START	START	START	START	START	START
2	Wilson, Julian	8/7	START	START	START	START	START	START	XXX	START
50	Woods, Austin	7/-	XXX	XXX	XXX	XXX	XXX	XXX	...	XXX
12	Woods, Derrick	6/-	XXX	XXX	XXX	XXX	XXX	XXX

2013 Oklahoma Football
Oklahoma By-Quarter Statistics (as of Oct 26, 2013)
All games

3rd-Down Conversions

Date	Opponent	Score	Overall	1st Qtr	2nd Qtr	3rd Qtr	4th Qtr	Overtime
Aug 31, 2013	ULM	W 34-0	7-17 41.2	1-5 20.0	4-6 66.7	2-3 66.7	0-3 0.0	
Sep 07, 2013	WEST VIRGINIA	W 16-7	5-17 29.4	2-6 33.3	2-5 40.0	0-3 0.0	1-3 33.3	
Sep 14, 2013	TULSA	W 51-20	12-16 75.0	3-4 75.0	4-5 80.0	4-5 80.0	1-2 50.0	
Sep 28, 2013	at Notre Dame	W 35-21	5-14 35.7	0-2 0.0	2-3 66.7	1-4 25.0	2-5 40.0	
Oct 05, 2013	TCU	W 20-17	3-13 23.1	0-3 0.0	2-5 40.0	0-2 0.0	1-3 33.3	
Oct 12, 2013	vs Texas	L 20-36	2-13 15.4	1-4 25.0	0-2 0.0	1-4 25.0	0-3 0.0	
Oct 19, 2013	at Kansas	W 34-19	7-14 50.0	0-2 0.0	2-4 50.0	3-4 75.0	2-4 50.0	
Oct 26, 2013	TEXAS TECH	W 38-30	7-14 50.0	1-4 25.0	3-5 60.0	2-3 66.7	1-2 50.0	
Oklahoma			48-118 40.7	8-30 26.7	19-35 54.3	13-28 46.4	8-25 32.0	0-0 0.0
Opponents			39-115 33.9	13-29 44.8	10-30 33.3	10-29 34.5	6-27 22.2	0-0 0.0

4th-Down Conversions

Date	Opponent	Score	Overall	1st Qtr	2nd Qtr	3rd Qtr	4th Qtr	Overtime
Aug 31, 2013	ULM	W 34-0	0-0 0.0	0-0 0.0	0-0 0.0	0-0 0.0	0-0 0.0	
Sep 07, 2013	WEST VIRGINIA	W 16-7	0-0 0.0	0-0 0.0	0-0 0.0	0-0 0.0	0-0 0.0	
Sep 14, 2013	TULSA	W 51-20	0-0 0.0	0-0 0.0	0-0 0.0	0-0 0.0	0-0 0.0	
Sep 28, 2013	at Notre Dame	W 35-21	0-1 0.0	0-0 0.0	0-1 0.0	0-0 0.0	0-0 0.0	
Oct 05, 2013	TCU	W 20-17	2-2 100.0	1-1 100.0	1-1 100.0	0-0 0.0	0-0 0.0	
Oct 12, 2013	vs Texas	L 20-36	0-1 0.0	0-0 0.0	0-0 0.0	0-0 0.0	0-1 0.0	
Oct 19, 2013	at Kansas	W 34-19	0-1 0.0	0-0 0.0	0-0 0.0	0-1 0.0	0-0 0.0	
Oct 26, 2013	TEXAS TECH	W 38-30	1-1 100.0	0-0 0.0	1-1 100.0	0-0 0.0	0-0 0.0	
Oklahoma			3-6 50.0	1-1 100.0	2-3 66.7	0-1 0.0	0-1 0.0	0-0 0.0
Opponents			3-10 30.0	0-0 0.0	0-2 0.0	1-2 50.0	2-6 33.3	0-0 0.0

Time of Possession

Date	Opponent	Score	Overall	1st Qtr	2nd Qtr	3rd Qtr	4th Qtr	Overtime
Aug 31, 2013	ULM	W 34-0	32:39	6:25	10:57	7:13	8:04	
Sep 07, 2013	WEST VIRGINIA	W 16-7	34:26	9:13	8:30	6:48	9:55	
Sep 14, 2013	TULSA	W 51-20	35:16	8:03	9:45	9:20	8:08	
Sep 28, 2013	at Notre Dame	W 35-21	35:44	4:31	8:33	10:29	12:11	
Oct 05, 2013	TCU	W 20-17	29:58	8:54	10:42	2:12	8:10	
Oct 12, 2013	vs Texas	L 20-36	24:45	6:58	5:27	8:18	4:02	
Oct 19, 2013	at Kansas	W 34-19	33:22	4:21	8:10	8:29	12:22	
Oct 26, 2013	TEXAS TECH	W 38-30	34:15	7:08	8:33	9:30	9:04	
Oklahoma			Total	55:33	70:37	62:19	71:56	0:00
			Avg.	6:56	8:49	7:47	8:59	0:00
Opponents			Total	64:27	49:23	57:41	48:04	0:00
			Avg.	8:03	6:10	7:12	6:00	0:00

2013 Oklahoma Football
Oklahoma Red-Zone Results (as of Oct 26, 2013)
All games

Oklahoma Inside Opponent Red-Zone

Date	Opponent	Score	Times In RZ	Times Scored	Total Pts	Rush TDs	Pass TDs	FGs Made	Failed to score inside RZ							
									FGA	Down	Int	Fumb	Half	Game		
Aug 31, 2013	ULM	W 34-0	5	5	31	4	1	3	1	0	0	0	0	0	0	0
Sep 07, 2013	WEST VIRGINIA	W 16-7	5	3	13	1	0	1	2	1	0	1	0	0	0	0
Sep 14, 2013	TULSA	W 51-20	7	7	37	4	2	2	3	0	0	0	0	0	0	0
Sep 28, 2013	at Notre Dame	W 35-21	4	3	13	1	1	0	2	0	0	0	0	0	1	0
Oct 05, 2013	TCU	W 20-17	2	2	10	1	1	0	1	0	0	0	0	0	0	0
Oct 12, 2013	vs Texas	L 20-36	4	3	13	1	1	0	2	0	1	0	0	0	0	0
Oct 19, 2013	at Kansas	W 34-19	5	4	23	3	1	2	1	0	0	0	0	0	1	0
Oct 26, 2013	TEXAS TECH	W 38-30	5	4	24	3	2	1	1	0	0	0	0	0	1	0
Totals			37	31	164	18	9	9	13	1	1	1	0	3	0	
31 of 37 (83.8%)																

Opponents Inside Oklahoma Red-Zone


Date	Opponent	Score	Times In RZ	Times Scored	Total Pts	Rush TDs	Pass TDs	FGs Made	Failed to score inside RZ							
									FGA	Down	Int	Fumb	Half	Game		
Aug 31, 2013	ULM	W 34-0	1	0	0	0	0	0	0	0	1	0	0	0	0	0
Sep 07, 2013	WEST VIRGINIA	W 16-7	1	0	0	0	0	0	0	0	0	0	0	0	1	0
Sep 14, 2013	TULSA	W 51-20	4	4	20	2	2	0	2	0	0	0	0	0	0	0
Sep 28, 2013	at Notre Dame	W 35-21	1	1	7	1	0	1	0	0	0	0	0	0	0	0
Oct 05, 2013	TCU	W 20-17	3	3	17	2	2	0	1	0	0	0	0	0	0	0
Oct 12, 2013	vs Texas	L 20-36	1	1	3	0	0	0	1	0	0	0	0	0	0	0
Oct 19, 2013	at Kansas	W 34-19	3	3	19	3	2	1	0	0	0	0	0	0	0	0
Oct 26, 2013	TEXAS TECH	W 38-30	4	4	23	3	1	2	1	0	0	0	0	0	0	0
Totals			18	16	89	11	7	4	5	0	1	0	0	1	0	
16 of 18 (88.9%)																

NCAA Statistics

Oklahoma - 2013-14 Football Ranking Summary thru games 11/02/2013

Statistic	National Rank	Conference Rank	Value	National Leader	Value	Conference Leader	Value
3rd Down Conversion Pct (123 ranked)	65	5	0.407	Louisville	0.634	Baylor	0.558
3rd Down Conversion Pct Defense (123 ranked)	22	4	0.339	Louisville	0.253	Oklahoma St.	0.302
4th Down Conversion Pct (123 ranked)	57	3	0.500	Florida St.	1.000	Baylor	0.583
4th Down Conversion Pct Defense (123 ranked)	13	4	0.300	Penn St.	0.000	Baylor	0.167
Blocked Kicks (55 ranked)	5	2	3	4 teams tied	4	Kansas St.	4
Blocked Kicks Allowed (115 ranked)	82	6	2	46 teams tied	0	5 teams tied	1
Blocked Punts (9 ranked)	9	2	1	Georgia Tech	3	Kansas	2
Blocked Punts Allowed (122 ranked)	87	5	1	86 teams tied	0	4 teams tied	0
Completion Percentage (123 ranked)	62	5	0.599	Louisville	0.733	Baylor	0.677
Fewest Penalties Per Game (123 ranked)	66	5	5.88	Navy	2.75	Kansas St.	4.63
Fewest Penalty Yards Per Game (123 ranked)	48	2	45.75	Navy	23.13	Kansas St.	38.75
First Downs Defense (123 ranked)	8	2	129	Louisville	102	Baylor	117
First Downs Offense (123 ranked)	63	6	178	Texas A&M	262	Texas Tech	260
Fumbles Lost (122 ranked)	41	4	5	Florida St.	1	Oklahoma St.	3
Fumbles Recovered (119 ranked)	72	9	5	North Texas	15	West Virginia	13
Kickoff Return Defense (123 ranked)	78	6	22.13	Vanderbilt	139.2	Oklahoma St.	16.80
Kickoff Returns (123 ranked)	13	3	25.14	Stanford	29.44	TCU	26.66
Net Punting (123 ranked)	116	10	3328	Purdue	43.12	West Virginia	40.55
Pass Sacks Allowed (123 ranked)	38	4	1.50	Toledo	0.44	Oklahoma St.	0.88
Passes Had Intercepted (123 ranked)	29	2	6	4 teams tied	2	Baylor	4
Passes Intercepted (122 ranked)	48	5	9	Northwestern	18	TCU	17
Passing Offense (123 ranked)	93	9	201.0	Baylor	417.3	Baylor	417.3
Passing Yards Allowed (123 ranked)	9	2	179.5	Virginia Tech	150.6	Baylor	177.3
Passing Yards per Completion (123 ranked)	75	6	11.82	Baylor	19.60	Baylor	19.60
Punt Return Defense (123 ranked)	118	9	17.81	Boise St.	-0.38	West Virginia	3.80
Punt Returns (123 ranked)	49	7	9.54	Kansas St.	21.71	Kansas St.	21.71
Red Zone Defense (123 ranked)	102	10	0.889	Baylor	0.550	Baylor	0.550
Red Zone Offense (123 ranked)	60	7	0.838	Florida St.	0.978	Iowa St.	0.955
Rushing Defense (123 ranked)	27	3	134.8	Michigan St.	43.4	Oklahoma St.	122.9
Rushing Offense (123 ranked)	17	2	234.0	Army	336.6	Baylor	301.1
Scoring Defense (123 ranked)	14	2	18.8	Alabama	9.8	Baylor	15.9
Scoring Offense (123 ranked)	55	6	31.0	Baylor	63.9	Baylor	63.9
Tackles for Loss Allowed (123 ranked)	72	4	6.13	Stanford	3.00	Baylor	4.14
Team Pass Sacks (123 ranked)	78	8	1.75	East Carolina	3.63	Baylor	3.29
Team Passing Efficiency (123 ranked)	55	3	135.93	Baylor	207.12	Baylor	207.12
Team Passing Efficiency Defense (123 ranked)	9	2	104.36	Michigan St.	90.29	Baylor	95.92
Team Tackles for Loss (123 ranked)	98	9	5.1	Clemson	9.4	Baylor	9.1
Time of Possession (123 ranked)	19	1	32:33	Florida	35:39	Oklahoma	32:33
Total Defense (123 ranked)	10	1	314.3	Michigan St.	210.2	Oklahoma	314.3
Total Offense (123 ranked)	50	5	435.0	Baylor	718.4	Baylor	718.4
Turnover Margin (123 ranked)	41	5	0.4	Houston	2.5	Oklahoma St.	1.3
Turnovers Gained (123 ranked)	63	8	14	Houston	29	West Virginia TCU	23 23
Turnovers Lost (123 ranked)	30	2	11	Bowling Green	5	Baylor	10

Statistic	Player	National Rank	Conference Rank	Value	National Leader	Value	Conference Leader	Value
All Purpose (250 ranked)	Brennan Clay	224	16	76.39	Antonio Andrews, Western Ky.	227.22	Tyler Lockett, Kansas St.	131.57
Completion Percentage (100 ranked)	Blake Bell	34	2	0.633	Teddy Bridgewater, Louisville	0.737	Bryce Petty, Baylor	0.693
Completions Per Game (135 ranked)	Blake Bell	84	5	14.13	Derek Carr, Fresno St.	36.25	Davis Webb, Texas Tech	23.13
Field Goal Percentage (98 ranked)	Mike Hunnicutt	27	3	0.889	15 players tied	1.000	Kyle Peterson, Baylor	1.000
Field Goals Per Game (130 ranked)	Mike Hunnicutt	5	2	2.0	Marshall Morgan, Georgia	2.2	Ryan Bustin, Texas Tech	2.1
Forced Fumbles (49 ranked)	Quentin Hayes	49	7	0.25	Chidera Uzo-Diribe, Colorado	0.63	Brandon Gdson, West Virginia	0.44
Fumbles Recovered (147 ranked)	P. L. Lindley Aaron Colvin Chuka Ndulue	104 147 147	15 17 17	0.20 0.14 0.14	Jeremiah McKinnon, FIU Darius White, Iowa St.	1.00 1.00	Darius White, Iowa St.	1.00
Interceptions (239 ranked)	Gabe Lynn Julian Wilson	34 125	4 12	0.4 0.3	D'Joun Smith, Fla. Atlantic	0.8	Justin Gilbert, Oklahoma St. Isaiah Johnson, Kansas	0.5 0.5
Kickoff Return TDs (4 ranked)					Brandon Smith, Texas St. Ty Montgomery, Stanford Autrey Golden, UTEP	2 2 2	5 players tied	1
Kickoff Returns (102 ranked)					Christian Jones, Alabama	32.7	B.J. Catalon, TCU	26.2
Pass Sacks (68 ranked)	Charles Tapper	57	6	0.6	Martin Iledi, Memphis	1.2	Ryan Mueller, Kansas St.	0.9
Passes Defended (31 ranked)	Zach Sanchez	24	3	1.3	Tim Bennett, Indiana	2.4	Jason Verrett, TCU	1.6
Passing Efficiency (112 ranked)	Blake Bell	44	3	143.1	Bryce Petty, Baylor	219.0	Bryce Petty, Baylor	219.0
Passing TDs (131 ranked)	Blake Bell Trevor Knight	72 131	4 14	10 4	Sean Mannion, Oregon St.	31	Bryce Petty, Baylor	18
Passing Yards (135 ranked)	Blake Bell	83	6	1,348	Sean Mannion, Oregon St.	3,540	Bryce Petty, Baylor	2,453
Passing Yards Per Game (135 ranked)	Blake Bell	89	6	168.5	Sean Mannion, Oregon St.	393.3	Bryce Petty, Baylor	350.4
Passing Yards per Completion (112 ranked)	Blake Bell	62	5	11.93	Bryce Petty, Baylor	20.11	Bryce Petty, Baylor	20.11
Points Responsible For (283 ranked)	Mike Hunnicutt Blake Bell	87 153	4 13	74 62	Johnny Manziel, Texas A&M	204	Bryce Petty, Baylor	144
Points Responsible For Per Game (198 ranked)	Mike Hunnicutt Blake Bell	93 146	8 13	9.3 7.8	Johnny Manziel, Texas A&M	22.7	Bryce Petty, Baylor	20.6
Punt Return TDs (6 ranked)					5 players tied	2	Josh Stewart, Oklahoma St.	2
Punt Returns (72 ranked)	Jalen Saunders	33	8	9.2	Brelan Chancellor, North Texas	21.1	Josh Stewart, Oklahoma St.	19.2
Punting (95 ranked)	Jed Barnett	35	5	42.5	Zac Murphy, Miami (OH)	48.1	Trevor Pardula, Kansas	45.3
Receiving TDs (148 ranked)	Jalen Saunders Sterling Shepard	54 54	5 5	5 5	Davante Adams, Fresno St. Brandin Cooks, Oregon St.	14 14	Antwan Goodley, Baylor Tevin Reese, Baylor	8 8
Receiving Yards (400 ranked)	Jalen Saunders Sterling Shepard	143 168	11 14	431 391	Brandin Cooks, Oregon St.	1,344	Jace Amaro, Texas Tech	1,035
Receiving Yards Per Game (400 ranked)	Jalen Saunders Sterling Shepard	133 164	11 16	53.9 48.9	Brandin Cooks, Oregon St.	149.3	Antwan Goodley, Baylor	127.7
Receptions Per Game (395 ranked)	Jalen Saunders Sterling Shepard	103 120	9 11	4.4 4.1	Brandin Cooks, Oregon St.	10.1	Jace Amaro, Texas Tech	8.8
Rushing TDs (108 ranked)	Damien Williams	108	10	5	Kapri Bibbs, Colorado St.	15	Lache Seastrunk, Baylor	11
Rushing Yards (300 ranked)	Brennan Clay Damien Williams Blake Bell Roy Finch	87 144 276 276	7 10 23 23	53 412 245 245	Antonio Andrews, Western Ky.	1,290	Lache Seastrunk, Baylor	869
Rushing Yards Per Game (300 ranked)	Brennan Clay Damien Williams Blake Bell Roy Finch	86 111 267 267	8 10 22 22	67.3 58.9 30.6 30.6	Ka'Deem Carey, Arizona	153.1	Lache Seastrunk, Baylor	124.1
Scoring (246 ranked)	Mike Hunnicutt	18	4	9.3	Marion Grice, Arizona St.	13.5	Ryan Bustin, Texas Tech	10.9
Solo Tackles (57 ranked)					Tyler Matakevich, Temple	9.6	Jeremiah George, Iowa St.	7.1
Tackles For Loss (32 ranked)					Aaron Donald, Pittsburgh	2.4	Shawn Oakman, Baylor	1.7
Total Offense (300 ranked)	Blake Bell Brennan Clay Damien Williams	81 213 234	6 19 21	199.1 67.3 58.9	Garrett Gilbert, SMU	408.3	Bryce Petty, Baylor	360.9
Total Tackles (392 ranked)	Frank Shannon Quentin Hayes Aaron Colvin	214 347 354	17 29 31	6.6 5.6 5.6	Keith Smith, San Jose St.	13.6	Jeremiah George, Iowa St.	11.6



42
DOMINIQUE ALEXANDER

LINEBACKER
6-2 | 216 | FR
TULSA, OKLA.
BOOKER T. WASHINGTON HIGH SCHOOL

YEAR	GP-GS	UT	AT	TOTAL	TFL	SACKS	INT	FF	FR	PBU
2013	8-3	22	18	40	1.5-2	0.0-0	0	0	0	1
Career	8-3	22	18	40	1.5-2	0.0-0	0	0	0	1

2013 Game-By-Game

vs. ULM (8/31): Made Sooners debut with one tackle
vs. West Virginia (9/7): Recorded one tackle
vs. Tulsa (9/14): Tallied four tackles with 0.5 TFL
at Notre Dame (9/28): Recorded four tackles
vs. TCU (10/5): Did not record any stats
vs. Texas (10/12): Made first career start, had career-high 19 tackles with 1.0 TFL
at Kansas (10/19): Started at LB, finished with seven tackles and one pass breakup
vs. Texas Tech (10/26): Started at LB, recorded four tackles

SEASON/CAREER HIGHS

Tackles: 19 vs. Texas (10/12/13)
Tackles for loss: 1.0 vs. Texas (10/12/13)
PBU: 1 at Kansas (10/19/13)



10
BLAKE BELL

QUARTERBACK
6-6 | 252 | RS JR
WICHITA, KAN.
BISHOP CARROLL HIGH SCHOOL

YEAR	GP-GS	C-A	PCT	YDS	AVG/G	TD	INT	LG	RUSH	YDS	AVG	TD	LG
2011	7-0	1-4	25.0	8	1.1	0	1	8	44	171	3.9	13	28
2012	13-0	9-16	56.2	107	8.2	0	0	28	60	201	3.3	11	55
2013	8-6	113-177	63.8	1348	168.5	10	3	82	66	245	3.7	0	27
Career	28-6	123-197	62.4	1463	52.3	10	4	82	170	617	3.6	24	55

2013 Game-By-Game

vs. ULM (8/31): Completed 3-of-5 passes for 38 yards, rushed twice for 10 yards
vs. West Virginia (9/7): Rushed twice for 21 yards and was 0-1 passing
vs. Tulsa (9/14): In first career start, threw for 413 yards on 27-37 passing with four touchdowns and had 24 rushing yards on 10 carries to earn Big 12 Offensive Player of the Week honors
at Notre Dame (9/28): Started at QB, completed 22 of 30 passes for 232 yards and two touchdowns and ran for 59 yards on 12 carries
vs. TCU (10/5): Started at QB, completed 20 of 31 passes for 152 yards and rushed career-high 14 times for season-high 61 yards
vs. Texas (10/12): Started at QB, throwing for 133 yards and two interceptions on 12-26 passing and rushed seven times for -27 yards
at Kansas (10/19): Started at QB, throwing for 131 yards and two touchdowns on 15-25 passing and rushing for 53 yards on 10 carries
vs. Texas Tech (10/26): Started at QB, tossed two TD passes and completed 14 of 22 passes for 249 yards to go with 44 rush yards on nine carries

SEASON HIGHS

Completions: 27 vs. Tulsa (9/14/13)
Attempts: 37 vs. Tulsa (9/14/13)
Passing yards: 413 vs. Tulsa (9/14/13)
Passing touchdowns: 4 vs. Tulsa (9/14/13)
Interceptions: 2 vs. Texas (10/12/13)
Long pass: 82 vs. Tulsa (9/14/13)
Rushes: 14 vs. TCU (10/5/13)
Rushing yards: 61 vs. TCU (10/5/13)
Rushing touchdowns: N/A
Long rush: 27 at Kansas (10/19/13)

CAREER HIGHS

Completions: 27 vs. Tulsa (9/14/13)
Attempts: 37 vs. Tulsa (9/14/13)
Passing yards: 413 vs. Tulsa (9/14/13)
Passing touchdowns: 4 vs. Tulsa (9/14/13)
Interceptions: 2 vs. Texas (10/12/13)
Long pass: 82 vs. Tulsa (9/14/13)
Rushes: 14 vs. TCU (10/5/13)
Rushing yards: 74 vs. Baylor (11/10/12)
Rushing touchdowns: 4, two times, MR: vs. Texas (10/13/12)
Long rush: 55 vs. Baylor (11/10/12)



44
JED BARNETT

PUNTER
6-2 | 227 | JR
CAMAS, WASH.
LANEY COLLEGE

YEAR	GP-GS	PUNTS	YDS	AVG	LONG	TB	FC	I 20	50+
2013	8-0	39	1656	42.5	56	2	15	14	6
Career	8-0	39	1656	42.5	56	2	15	14	6

2013 Game-By-Game

vs. ULM (8/31): In his OU debut, punted 7 times for 305 yards (43.6 avg.) with four landing inside the 20-yard line and one covering 54 yards
vs. West Virginia (9/7): Had five punts for 223 yards (44.6 avg.) with three inside the 20-yard line
vs. Tulsa (9/14): Punted once for 45 yards
at Notre Dame (9/28): Averaged 42.0 yards on five punts
vs. TCU (10/5): Tied season high with seven punts, averaging 36.6 yards with two inside the 20-yard line
vs. Texas (10/12): Averaged 46.3 yards per punt (6 punts, 278 yards)
at Kansas (10/19): Punted four times with a 35.2-yard average and put two inside the 20-yard line
vs. Texas Tech (10/26): Averaged a career-best 49.5 yards per punt, including a career-long 56-yarder

SEASON/CAREER HIGHS

Punts: 7, two times, MR vs. TCU (10/5/13)
Punt yards: 305 vs. ULM (8/31/13)
Punt average: 49.5 vs. Texas Tech (10/26/13)
Long punt: 56 vs. Texas Tech (10/26/13)



11 LACOLTAN BESTER

WIDE RECEIVER
6-3 | 195 | SR
SCOOBA, MISS.
EAST MISSISSIPPI C.C.

YEAR	GP-GS	REC	YDS	AVG	TD	LONG
2012	12-0	3	29	9.7	0	13
2013	8-4	14	193	13.8	1	47
Career	20-4	17	222	13.1	1	47

2013 Game-By-Game

vs. ULM (8/31): Caught one pass for 7 yards
vs. West Virginia (9/7): Caught a career-high three passes for 46 yards, including career-long 32 yard reception
vs. Tulsa (9/14): Made first start of career and had two receptions for 16 yards
at Notre Dame (9/28): Started and caught a 26-yard TD pass, the first of his career
vs. TCU (10/5): Started at WR, caught one pass for 19 yards
vs. Texas (10/12): Started at WR and had a career-high five catches for 70 yards, including a career long 47-yard grab
at Kansas (10/19): Threw a 49-yard TD pass to Sterling Shepard on a WR reverse
vs. Texas Tech (10/26): Scored on a 35-yard TD run and caught one pass for nine yards

SEASON HIGHS

Receptions: 5 vs. Texas (10/12/13)
Receiving yards: 70 vs. Texas (10/12/13)
Receiving Touchdowns: 1 at Notre Dame (9/28/13)
Long reception: 47 vs. Texas (10/12/13)

CAREER HIGHS

Receptions: 5 vs. Texas (10/12/13)
Receiving yards: 70 vs. Texas (10/12/13)
Receiving Touchdowns: 1 at Notre Dame (9/28/13)
Long reception: 47 vs. Texas (10/12/13)



24 BRENNAN CLAY

RUNNING BACK
5-11 | 201 | SR
SAN DIEGO, CALIF.
SCRIPPS RANCH HIGH SCHOOL

YEAR	GP-GS	RUSH	AVG.	TD	LG	REC.	AVG.	TD	LG	KR	AVG.	TD	LONG
2010	9-0	36-127	3.5	0	13	3-13	4.3	0	8	6-119	19.8	0	36
2011	11-6	75-274	3.7	1	12	18-104	5.8	0	16	2-53	26.5	0	35
2012	13-1	93-555	6.0	6	41	15-100	6.7	1	25	20-507	25.4	0	46
2013	8-7	90-538	6.0	3	76	8-53	6.6	0	13	1-20	20.0	0	20
Career	41-14	294-1494	5.1	10	76	44-270	6.1	1	25	29-699	24.1	0	46

2013 Game-By-Game

vs. ULM (8/31): Started at RB, rushed eight times for 43 yards and a TD
vs. West Virginia (8/31): Started at RB, set a career-high with 170 rushing yards on 22 carries and returned one kickoff for 20 yards
vs. Tulsa (9/14): Started at RB, scored a rushing TD and finished with 49 yards on 15 carries
at Notre Dame (9/28): Started at RB, gained 77 rushing yards on 14 carries and caught two passes for seven yards
vs. TCU (10/5): Started at RB, rushed nine times for 111 yards, including career-long 76-yard TD run, and tied career high with four catches for 21 yards
vs. Texas (10/12): Started at RB, carried five times for 26 yards and caught one pass for 12 yards
at Kansas (10/19): Started at RB, rushed six times for 20 yards and caught one pass for 13 yards
vs. Texas Tech (10/26): Gained 42 yards on 11 carries

SEASON HIGHS

Rushes: 22 vs. West Virginia (9/7/13)
Rushing yards: 170 vs. West Virginia (9/7/13)
Rushing touchdowns: 1, three times, MR vs. TCU (10/5/13)
Long rush: 76 vs. TCU (10/5/13)
Receptions: 4 vs. TCU (10/5/13)
Receiving yards: 21 vs. TCU (10/5/13)
Receiving touchdowns: N/A
Long reception: 13 at Kansas (10/19/13)
Kickoff returns: 1 vs. West Virginia (9/7/13)
Kickoff return yards: 20 vs. West Virginia (9/7/13)
Long kickoff return: 20 vs. West Virginia (9/7/13)

CAREER HIGHS

Rushes: 24 at Iowa State (11/3/12)
Rushing yards: 170 vs. West Virginia (9/7/13)
Rushing touchdowns: 2 vs. Florida A&M (9/8/12)
Long rush: 76 vs. TCU (10/5/13)
Receptions: 4, three times, MR vs. TCU (10/5/13)
Receiving yards: 41 vs. Tulsa (9/3/11)
Receiving touchdowns: 1 vs. Baylor (11/10/12)
Long reception: 25 at West Virginia (11/17/12)
Kickoff returns: 4 vs. Notre Dame (10/27/12)
Kickoff return yards: 96 vs. Texas (10/13/12)
Long kickoff return: 46 at West Virginia (11/17/12)





14
AARON COLVIN

DEFENSIVE BACK
6-0 | 192 | SR
OWASSO, OKLA.
OWASSO HIGH SCHOOL
TEAM CAPTAIN

YEAR	GP-GS	UT	AT	TOTAL	TFL	SACKS	INT	FF	FR	PBU
2010	14-1	21	13	34	3.0-7	0.0-0	0	1	0	3
2011	12-12	58	26	84	4.5-21	0.5-4	0	0	2-0	6
2012	13-13	47	14	61	2.5-15	2.0-14	4-28	0	0	11
2013	7-7	30	9	39	5.0-11	1.0-3	1-0	0	1-0	3
Career	46-33	156	62	218	15.0-54	3.5-21	5-28	1	3-0	23

2013 Game-By-Game

vs. ULM (8/31): Started at CB, recorded four tackles and broke up one pass
vs. West Virginia (9/7): Started at CB, made four tackles and had 0.5 TFL
vs. Tulsa (9/14): Did not play due to injury
at Notre Dame (9/28): Started at CB, tallied two tackles and broke up a pass
vs. TCU (10/5): Started at CB, had five tackles with first sack of year
vs. Texas (10/12): Started at CB, season-high nine tackles with 2.0 TFL
at Kansas (10/19): Started at CB, eight tackles with 1.5 TFL, a pass breakup and returned a blocked extra point for a defensive PAT
vs. Texas Tech (10/26): Started at CB, intercepted a pass, recovered a fumble and had seven tackles

SEASON HIGHS

Tackles: 9 vs. Texas (10/12/13)
Tackles for loss: 2.0 vs. Texas (10/12/13)
Sacks: 1.0 vs. TCU (10/5/13)
Interceptions: 1 vs. Texas Tech (10/26/13)
Fumbles forced: N/A
Fumble recoveries: 1 vs. Texas Tech (10/26/13)
PBU: 1, three times, MR at Kansas (10/19/13)

CAREER HIGHS

Tackles: 13 vs. Texas Tech (10/22/11)
Tackles for loss: 2.0, three times, MR vs. Texas (10/12/13)
Sacks: 2.0 vs. Oklahoma State (11/24/12)
Interceptions: 1, five times, MR vs. Texas Tech (10/26/13)
Fumbles forced: 1 vs. Florida State (9/11/10)
Fumble recoveries: 1, three times, MR vs. Texas Tech (10/26/13)
PBU: 3 vs. Florida A&M (9/8/12)



90
MATT DIMON

DEFENSIVE END
6-2 | 268 | FR
KATY, TEXAS
KATY HIGH SCHOOL

YEAR	GP-GS	UT	AT	TOTAL	TFL	SACKS	INT	FF	FR	PBU
2013	8-0	3	2	5	0.0-0	0.0-0	0	0	0	0
Career	8-0	3	2	5	0.0-0	0.0-0	0	0	0	0

2013 Game-By-Game

vs. ULM (8/31): Made Sooners debut
vs. West Virginia (9/7): Did not record any stats
vs. Tulsa (9/14): Made first tackle of career
at Notre Dame (9/28): Recorded one tackle
vs. TCU (10/5): Did not record any stats
vs. Texas (10/12): Made one tackle
at Kansas (10/19): Career-high two tackles and blocked a punt for a safety
vs. Texas Tech (10/26): Did not record any stats

SEASON/CAREER HIGHS

Tackles: 2 at Kansas (10/19/13)



26
JORDAN EVANS

LINEBACKER
6-3 | 216 | FR
NORMAN, OKLA.
NORMAN NORTH HIGH SCHOOL

YEAR	GP-GS	UT	AT	TOTAL	TFL	SACKS	INT	FF	FR	PBU
2013	7-0	6	6	12	0.5-0	0.0-0	0	0	0	1
Career	7-0	6	6	12	0.5-0	0.0-0	0	0	0	1

2013 Game-By-Game

vs. ULM (8/31): Made Sooners debut
vs. West Virginia (9/7): Did not record any stats
vs. Tulsa (9/14): Made first four tackles of career with 0.5 TFL
at Notre Dame (9/28): Did not record any stats
vs. TCU (10/5): Did not record any stats
vs. Texas (10/12): Did not record any stats
at Kansas (10/19): Did not play
vs. Texas Tech (10/26): Set career-high with eight tackles and broke up a pass

SEASON/CAREER HIGHS

Tackles: 8 vs. Texas Tech (10/26/13)
Tackles for loss: 0.5 vs. Tulsa (9/14/13)
PBU: 1 vs. Texas Tech (10/26/13)



22
ROY FINCH
 RUNNING BACK
 5-7 | 167 | SR
 NICEVILLE, FLA.
 NICEVILLE HIGH SCHOOL

YEAR	GP-GS	RUSH	AVG.	TD	LG	REC.	AVG.	TD	LG	KR	AVG.	TD	LG
2010	8-1	85-398	4.7	2	29	10-49	4.9	0	16	1-18	18.0	0	18
2011	13-7	111-605	5.5	3	55	34-296	8.7	0	47	11-223	20.3	0	31
2012	12-0	7-62	8.9	1	17	2-6	3.0	0	5	12-372	31.0	1	100
2013	8-1	35-245	7.0	0	48	7-56	8.0	1	29	8-229	28.6	0	73
Career	42-9	238-1310	5.5	6	55	53-407	7.7	1	47	32-842	26.3	1	100

2013 Game-By-Game

vs. ULM (8/31): Rushed four times for 42 yards and caught two passes for two yards
vs. West Virginia (9/7): Started at RB, rushed three times for no yards
vs. Tulsa (9/14): Caught the first TD pass of his career, a 29-yard score, and added 68 rushing yards on eight carries
at Notre Dame (9/28): Rushed three times for 15 yards, caught one pass for six yards and returned two kicks for 35 yards
vs. TCU (10/5): Rushed once for no gain and caught one pass for three yards
vs. Texas (10/12): Returned two kicks for 97 yards, including a 73-yarder, rushed once for 12 yards and caught one pass for five yards
at Kansas (10/19): Tallied 53 rushing yards on seven carries, 11 yards on one catch and 29 yards on one kick return
vs. Texas Tech (10/26): Carried eight times for 55 yards and returned three kicks for 68 yards

SEASON HIGHS

Rushes: 8, two times, MR vs. Texas Tech (10/26/13)
Rushing yards: 68 vs. Tulsa (9/14/13)
Rushing touchdowns: N/A
Long rush: 48 vs. Tulsa (9/14/13)
Receptions: 2 vs. ULM (8/31/13)
Receiving yards: 29 vs. Tulsa (9/14/13)
Receiving touchdowns: 1 vs. Tulsa (9/14/13)
Long reception: 29 vs. Tulsa (9/14/13)
Kickoff returns: 3 vs. Texas Tech (10/26/13)
Kickoff return yards: 97 vs. Texas (10/12/13)
Kickoff return touchdown: N/A
Long kickoff return: 73 vs. Texas (10/12/13)

CAREER HIGHS

Rushes: 26 vs. Texas A&M (11/5/11)
Rushing yards: 99 vs. Texas A&M (11/5/11)
Rushing touchdowns: 1, six times, MR vs. Florida A&M (9/8/12)
Long rush: 55 vs. Texas Tech (10/22/11)
Receptions: 7 at Kansas State (10/29/11)
Receiving yards: 69 at Kansas State (10/29/11)
Receiving touchdowns: 1 vs. Tulsa (9/14/13)
Long reception: 47 vs. Ball State (10/1/11)
Kickoff returns: 4 vs. Texas Tech (10/22/11)
Kickoff return yards: 112 vs. Kansas (10/20/12)
Kickoff return touchdown: 1 vs. Kansas (10/20/12)
Long kickoff return: 100 vs. Kansas (10/20/12)



21
KEITH FORD
 RUNNING BACK
 5-11 | 205 | FR
 CYPRESS, TEXAS
 CYPRESS RANCH HIGH SCHOOL

YEAR	GP-GS	RUSH	AVG.	TD	LG	REC.	AVG.	TD	LG
2013	7-0	20-119	5.9	1	23	0-0	--	--	--
Career	7-0	20-119	5.9	1	23	0-0	--	--	--

2013 Game-By-Game

vs. ULM (8/31): In OU debut, rushed four times for 20 yards
vs. West Virginia (9/7): Did not play
vs. Tulsa (9/14): Scored first career TD and ended with 46 yards on seven carries
at Notre Dame (9/28): Did not record any stats
vs. TCU (10/5): Did not record any stats
vs. Texas (10/12): Rushed six times for 34 yards
at Kansas (10/19): Carried three times for 19 yards
vs. Texas Tech (10/26): Did not record any stats

SEASON/CAREER HIGHS

Rushes: 7 vs. Tulsa (9/14/13)
Rushing yards: 46 vs. Tulsa (9/14/13)
Rushing touchdowns: 1 vs. Tulsa (9/14/13)
Long rush: 23 vs. Tulsa (9/14/13)



25
AARON FRANKLIN
 LINEBACKER
 6-1 | 222 | RS JR
 MARSHALL, TEXAS
 MARSHALL HIGH SCHOOL

YEAR	GP-GS	UT	AT	TOTAL	TFL	SACKS	INT	FF	FR	PBU
2011	10-0	2	2	4	0.0-0	0.0-0	0	0	0	0
2012	13-0	14	7	21	1.0-8	1.0-8	0	0	0	0
2013	6-0	3	1	4	0.0-0	0.0-0	0	0	0	0
Career	29-0	19	10	29	1.0-8	1.0-8	0	0	0	0

2013 Game-By-Game


vs. ULM (8/31): Did not record any stats
vs. West Virginia (9/7): Made first tackle of the season
vs. Tulsa (9/14): Did not play
at Notre Dame (9/28): Did not record any stats
vs. TCU (10/5): Did not record any stats
vs. Texas (10/12): Season-high two tackles
at Kansas (10/19): Made one tackle
vs. Texas Tech (10/26): Did not play

SEASON HIGHS

Tackles: 2 vs. Texas (10/12/13)
Tackles for loss: N/A
Sacks: N/A

CAREER HIGHS

Tackles: 6 vs. Florida A&M (9/8/12)
Tackles for loss: 1.0 vs. Florida A&M (9/8/12)
Sacks: 1.0 vs. Florida A&M (9/8/12)



7 TREY FRANKS

WIDE RECEIVER
5-10 | 200 | RS JR
ORANGE, TEXAS
WEST ORANGE-STARK HIGH SCHOOL



82 BRANNON GREEN

TIGHT END
6-2 | 256 | SR
ALTAMONT, KAN.
FORT SCOTT C.C.

YEAR	GP-GS	UT	AT	TOTAL	TFL	SACKS	INT	FF	FR	PBU	KR	AVG.	TD	LG
2010	14-4	3	1	4	0.0-0	0.0-0	0	0	0	0	5-116	23.2	0	44
2011	11-2	1	0	1	0.0-0	0.0-0	0	0	0	0	22-525	23.9	0	52
2012	0-0	--	--	--	--	--	--	--	--	--	--	--	--	--
2013	8-0	5	1	6	0.0-0	0.0-0	0	0	1-0	0	3-92	30.7	0	40
Career	33-6	9	2	11	0.0-0	0.0-0	0	0	1-0	0	30-733	24.4	0	52

YEAR	GP-GS	REC	YDS	AVG	TD	LONG
2012	12-0	3	45	15.0	1	18
2013	4-0	0	--	--	--	--
Career	16-0	3	45	15.0	1	18

2013 Game-By-Game

vs. ULM (8/31): Did not record any stats
vs. West Virginia (9/7): Made one tackle
vs. Tulsa (9/14): Recorded one tackle and returned two kicks for 52 yards
at Notre Dame (9/28): Returned one kick for 40 yards
vs. TCU (10/5): Matched career high with two tackles
vs. Texas (10/12): Assisted on one tackle
at Kansas (10/19): Did not record any stats
vs. Texas Tech (10/26): Made one tackle on special teams

SEASON HIGHS

Receptions: N/A
Receiving yards: N/A
Receiving touchdowns: N/A
Long reception: N/A
Tackles: 2 vs. TCU (10/5/13)
Fumbles recovered: 1 vs. West Virginia (9/7/13)
Kickoff returns: 2 vs. Tulsa (9/14/13)
Kickoff return yards: 52 vs. Tulsa (9/14/13)
Kickoff return touchdown: N/A
Long kickoff return: 40 at Notre Dame (9/28/13)

CAREER HIGHS

Receptions: 8, two times, MR at Oklahoma State (12/3/11)
Receiving yards: 74 vs. Tulsa (9/3/11)
Receiving touchdowns: 1 at Texas A&M (11/6/10)
Long reception: 24, two times, MR at Baylor (11/19/11)
Tackles: 2, two times, MR vs. TCU (10/5/13)
Fumbles recovered: 1 vs. West Virginia (9/7/13)
Kickoff returns: 6 at Baylor (11/19/11)
Kickoff return yards: 129 at Baylor (11/19/11)
Kickoff return touchdown: N/A
Long kickoff return: 52 vs. Iowa (12/30/11)

2013 Game-By-Game


vs. ULM (8/31): Did not record any stats
vs. West Virginia (9/7): Did not record any stats
vs. Tulsa (9/14): Did not record any stats
at Notre Dame (9/28): Did record any stats
vs. TCU (10/5): Did record any stats
vs. Texas (10/12): Did record any stats
at Kansas (10/19): Did not record any stats
vs. Texas Tech (10/26): Did record any stats

SEASON HIGHS

Receptions: N/A
Receiving yards: N/A
Touchdown receptions: N/A
Long reception: N/A

CAREER HIGHS

Receptions: 1, three times, MR: vs. Kansas State (9/22/12)
Receiving yards: 18, two times, MR: vs. Florida A&M (9/8/12)
Touchdown receptions: 1 at UTEP (9/1/12)
Long reception: 18, two times, MR: vs. Florida A&M (9/8/12)



85 GENEO GRISSOM

DEFENSIVE END
6-4 | 263 | RS JR
HUTCHINSON, KAN.
HUTCHINSON HIGH SCHOOL



10 QUENTIN HAYES

DEFENSIVE BACK
6-0 | 193 | JR
LANCASTER, TEXAS
LANCASTER HIGH SCHOOL

YEAR	GP-GS	UT	AT	TOTAL	TFL	SACKS	INT	FF	FR	PBU
2011	5-0	3	2	5	1.5-2	0.0-0	0	0	0	0
2012	12-0	3	1	4	0.0-0	0.0-0	0	0	0	0
2013	8-4	11	14	25	4.0-14	0.5-3	1-54	0	0	3
Career	25-4	17	17	34	5.5-16	0.5-3	1-54	0	0	3

YEAR	GP-GS	UT	AT	TOTAL	TFL	SACKS	INT	FF	FR	PBU
2011	8-0	3	0	3	0.0-0	0.0-0	0	0	0	0
2012	0-0	--	--	--	---	---	--	--	--	--
2013	8-8	21	24	45	3.0-5	0.0-0	0	2	0	2
Career	16-8	24	24	48	3.0-5	0.0-0	0	2	0	2

2013 Game-By-Game

vs. ULM (8/31): Started at DE, made two tackles with 1.0 TFL
vs. West Virginia (9/7): Started at DE, matched career high with three tackles and broke up one pass
vs. Tulsa (9/14): Started at DE, recorded two tackles and had 0.5 TFL
at Notre Dame (9/28): Started at DE, career-high six tackles with 0.5 tackles for loss
vs. TCU (10/5): Recorded one tackle
vs. Texas (10/12): Intercepted the first pass of his career and returned it 54 yards for a touchdown, also had two tackles and 1.0 TFL
at Kansas (10/19): Broke up a pass and made four tackles with 0.5 TFL
vs. Texas Tech (10/26): Had four tackles, including 0.5 TFL, and broke up a pass

SEASON HIGHS

Tackles: 6 at Notre Dame (9/28/13)
Tackles for loss: 1.0, two times, MR vs. Texas (10/12/13)
Sacks: 0.5 vs. Texas Tech (10/26/13)
Interceptions: 1 vs. Texas (10/12/13)
PBU: 1, three times, MR vs. Texas Tech (10/26/13)

CAREER HIGHS

Tackles: 6 at Notre Dame (9/28/13)
Tackles for loss: 1.0, three times, MR vs. Texas (10/12/13)
Sacks: 0.5 vs. Texas Tech (10/26/13)
Interceptions: 1 vs. Texas (10/12/13)
PBU: 1, three times, MR vs. Texas Tech (10/26/13)

2013 Game-By-Game

vs. ULM (8/31): Started at SS, made two tackles
vs. West Virginia (9/7): Started at SS, career-high eight tackles, 0.5 TFL and one forced fumble
vs. Tulsa (9/14): Started at SS, made two tackles
at Notre Dame (9/28): Started at SS, tied career-high with eight tackles and 0.5 TFL
vs. TCU (10/5): Started at SS, recorded four tackles
vs. Texas (10/12): Started at SS, tied career high with eight tackles and 2.0 TFL
at Kansas (10/19): Started at SS, finished with five tackles
vs. Texas Tech (10/26): Started at SS, tied career high with eight tackles, forced a fumble and broke up two passes

SEASON HIGHS

Tackles: 8, four times, MR vs. Texas Tech (10/26/13)
Tackles for loss: 2.0 vs. Texas (10/12/13)
Fumbles Forced: 1, two times, MR vs. Texas Tech (10/26/13)
PBU: 2 vs. Texas Tech (10/26/13)

CAREER HIGHS

Tackles: 8, three times, MR vs. Texas (10/12/13)
Tackles for loss: 2.0 vs. Texas (10/12/13)
Fumbles Forced: 1 vs. West Virginia (9/7/13)
PBU: 2 vs. Texas Tech (10/26/13)



39
NICK HODGSON
 KICKER
 6-2 | 193 | JR
 N. RICHLAND HILLS, TEXAS
 N. RICHLAND HILLS HIGH SCHOOL

YEAR	GP-GS	KICKOFFS	YDS	TB	OB	AVG.
2012	1-0	2	128	0	0	64.0
2013	8-0	51	3280	34	2	64.3
Career	9-0	53	3408	34	2	64.3

2013 Game-By-Game

vs. ULM (8/31): In OU debut, recorded touchbacks on all seven kickoffs
vs. West Virginia (9/7): Two of five kickoffs went for touchbacks
vs. Tulsa (9/14): Tallied six touchbacks on 10 kickoffs
at Notre Dame (9/28): Tallied six touchbacks on seven kickoffs
vs. TCU (10/5): Recorded three touchbacks on four kickoffs
vs. Texas (10/12): Four of five kickoffs went for touchbacks
at Kansas (10/19): Kicked off six times with two touchbacks
vs. Texas Tech (10/26): Produced four touchbacks on seven kickoffs

SEASON HIGHS

Kickoffs: 10 vs. Tulsa (9/14/13)
Kickoff Yards: 644 vs. Tulsa (9/14/13)
Touchbacks: 7 vs. ULM (8/31/13)
Average Kickoff: 65.0 vs. ULM (8/31/13)

CAREER HIGHS

Kickoffs: 10 vs. Tulsa (9/14/13)
Kickoff Yards: 644 vs. Tulsa (9/14/13)
Touchbacks: 7 vs. ULM (8/31/13)
Average Kickoff: 65.0 vs. ULM (8/31/13)



18
MICHAEL HUNNICUTT
 KICKER
 6-1 | 176 | RS JR
 RICHARDSON, TEXAS
 PEARCE HIGH SCHOOL
TEAM CAPTAIN

YEAR	GP-GS	FG-ATT	PCT	BLK	LONG	PAT	PCT
2011	12-0	21-24	87.5	0	53	55-56	98.2
2012	13-0	17-21	81.0	1	45	57-59	96.6
2013	8-0	16-18	88.9	1	44	26-27	96.3
Career	33-0	54-63	85.7	2	53	138-142	97.2

2013 Game-By-Game

vs. ULM (8/31): Was 2-2 on field goals (41, 33 yards) and 4-4 on extra points
vs. West Virginia (9/7): Made 3-of-4 field goal tries with season-long 44-yarder
vs. Tulsa (9/14): Hit all three field goals (20, 30, 36 yards)
at Notre Dame (9/28): Made field goals of 27 and 19 yards
vs. TCU (10/5): Was 2-2 on field goals (39, 37 yards) to become OU's all-time career field goal leader
vs. Texas (10/12): Made both field goal tries (34, 37 yards)
at Kansas (10/19): Went 1-1 on field goals with a 37-yarder
vs. Texas Tech (10/26): Made a 37-yard field goal, but had a 52-yarder blocked

SEASON HIGHS

Field goals: 3, two times, MR vs. Tulsa (9/14/13)
Field goal attempts: 4 vs. West Virginia (9/7/13)
Long field goal: 44 vs. West Virginia (9/7/13)
Extra points made: 6 vs. Tulsa (9/14/13)
Extra point attempts: 6 vs. Tulsa (9/14/13)

CAREER HIGHS

Field goals: 4, two times, MR: vs. Iowa State (11/26/11)
Field goal attempts: 4, four times, MR: vs. West Virginia (9/7/13)
Long field goal: 53 at Kansas State (10/29/11)
Extra points made: 9 vs. Florida A&M (9/8/12)
Extra point attempts: 10 vs. Florida A&M (9/8/12)



64
GABE IKARD
 OFFENSIVE LINE
 6-3 | 298 | RS SR
 OKLAHOMA CITY, OKLA.
 BISHOP MCGUINNESS HIGH SCHOOL
TEAM CAPTAIN

YEAR	GP-GS	NOTES
2010	14-12	All 12 starts at LG
2011	13-13	Started first 3 games at LG, next 7 at center, final 3 at LG
2012	12-12	All 12 starts at center
2013	8-8	Started at center all eight games
Career	47-45	27 starts at center, 18 at LG

2013: Named one of 16 winners of the National Football Foundation Scholar-Athlete Awards and a finalist for the William V. Campbell Trophy, awarded to the best scholar-athlete in the nation ... senior CLASS Award candidate ... midseason first-team All-American by CBS Sports and *USA Today* ... preseason First Team All-American by SI.com and ESPN.com ... named to preseason watch lists for Lombardi Award, Outland Trophy and Rimington Trophy



68 BRONSON IRWIN

OFFENSIVE LINE
6-5 | 314 | SR
MUSTANG, OKLA.
MUSTANG HIGH SCHOOL

YEAR	GP-GS	NOTES
2010	8-0	Saw time on OL and on field goal unit
2011	13-0	Special teams member
2012	13-13	All 13 starts at right guard
2013	8-4	Started at right guard in each of the last four games
Career	42-17	17 career starts at right guard

2013: Preseason fourth-team All-Big 12 according to Phil Steele



22 CORTEZ JOHNSON

DEFENSIVE BACK
6-2 | 201 | RS SO
NEW ORLEANS, LA.
UNIVERSITY OF ARIZONA

YEAR	GP-GS	UT	AT	TOTAL	TFL	SACKS	INT	FF	FR	PBU
2011*	8-2	10	6	16	0.5-1	0.0-0	0	0	0	1
2012					-----Redshirt-----					
2013	5-0	2	5	7	0.0-0	0.0-0	0	0	0	1
Career	13-2	12	11	23	0.5-1	0.0-0	0	0	0	2

* - At Arizona

2013 Game-By-Game

vs. ULM (8/31): Did not play
vs. West Virginia (9/7): Made OU debut with three tackles and a pass breakup
vs. Tulsa (9/14): Recorded two tackles
at Notre Dame (9/28): Did not play
vs. TCU (10/5): Did not record any stats
vs. Texas (10/12): Made two tackles
at Kansas (10/19): Did not record any stats
vs. Texas Tech (10/26): Made one tackle on special teams
vs. Texas Tech (10/26): Did not play

SEASON HIGHS

Tackles: 3 vs. West Virginia (9/7/13)
Tackles for loss: N/A
PBU: 1 vs. West Virginia (9/7/13)

CAREER HIGHS

Tackles: 7 at Washington (10/29/11)
Tackles for loss: 0.5 vs. Northern Arizona (9/3/11)
PBU: 1, two times, MR vs. West Virginia (9/7/13)




54 NILA KASITATI

OFFENSIVE LINE
6-4 | 312 | RS SO
EULESS, TEXAS
TRINITY HIGH SCHOOL

YEAR	GP-GS	NOTES
2011	1-0	Made Sooners debut vs. Ball State
2012	4-0	Played in first four games before season-ending injury
2013	8-4	Started the first four games of the season at right guard
Career	13-4	4 career starts at right guard

2013: Made first career start at right guard vs. ULM (8/31)



9 TREVOR KNIGHT

QUARTERBACK
6-1 | 201 | RS FR
SAN ANTONIO, TEXAS
REAGAN HIGH SCHOOL

YEAR	GP-GS	C-A	PCT	YDS	AVG/G	EFF	TD	INT	LG	RUSH	YDS	AVG	TD	LG
2013	3-3	22-49	44.9	211	70.3	95.8	4	3	32	22	169	7.7	0	30
Career	3-3	22-49	44.9	211	70.3	95.8	4	3	32	22	169	7.7	0	30

2013 Game-By-Game

vs. ULM (8/31): Started at QB in OU debut, completed 11-of-28 passes for 86 yards and 3 TDs; rushed 13 times for 103 yards
vs. West Virginia (9/7): Started at QB, threw for 119 yards and a touchdown and ran for 42 yards on seven carries
vs. Tulsa (9/14): Did not play due to injury
at Notre Dame (9/28): Recorded 24 yards on two carries, including career-long 30-yard rush, and completed lone pass for six yards
vs. TCU (10/5): Did not play
vs. Texas (10/12): Did not play
at Kansas (10/19): Did not play
vs. Texas Tech (10/26): Did not play

SEASON/CAREER HIGHS

Completions: 11 vs. ULM (8/31/13)
Attempts: 28 vs. ULM (8/31/13)
Passing yards: 119 vs. West Virginia (9/7/13)
Passing Touchdowns: 3 vs. ULM (8/31/13)
Long pass: 32 vs. West Virginia (9/7/13)
Rushes: 13 vs. ULM (8/31/13)
Rushing yards: 103 vs. ULM (8/31/13)
Rushing touchdowns: N/A
Long rush: 30 at Notre Dame (9/28/13)



40

P.L. LINDLEY

DEFENSIVE END
6-2 | 254 | RS SO
ROUND ROCK, TEXAS
STONY POINT HIGH SCHOOL

YEAR	GP-GS	UT	AT	TOTAL	TFL	SACKS	INT	FF	FR	PBU
2012	7-0	3	1	4	0.0-0	0.0-0	0	0	0	0
2013	4-1	3	4	7	0.0-0	0.0-0	0	0	1-0	0
Career	11-1	6	5	11	0.0-0	0.0-0	0	0	1-0	0

2013 Game-By-Game

vs. ULM (8/31): Did not record any stats

vs. West Virginia (9/7): Did not play

vs. Tulsa (9/14): Did not record any stats

at Notre Dame (9/28): Did not play

vs. TCU (10/5): Did not play

vs. Texas (10/12): Made two tackles and recovered the first fumble of his career

at Kansas (10/19): Made first career start at DE and had career-high five tackles

vs. Texas Tech (10/26): Did not record any stats

SEASON HIGHS

Tackles: 5 at Kansas (10/19/13)

Fumbles recovered: 1 vs. Texas (10/12/13)

CAREER HIGHS

Tackles: 5 at Kansas (10/19/13)

Fumbles recovered: 1 vs. Texas (10/12/13)



9

GABE LYNN

DEFENSIVE BACK
6-0 | 204 | RS SR
TULSA, OKLA.
JENKS HIGH SCHOOL

YEAR	GP-GS	UT	AT	TOTAL	TFL	SACKS	INT	FF	FR	PBU
2010	8-0	0	0	0	0.0-0	0.0-0	0	0	1-0	1
2011	10-2	18	4	22	2.0-5	0.0-0	0	0	0	2
2012	13-10	29	8	37	2.5-4	0.0-0	0	0	0	3
2013	8-8	22	9	31	0.0-0	0.0-0	3-40	0	1-27	2
Career	39-20	69	21	90	4.5-9	0.0-0	3-40	0	2-27	8

2013 Game-By-Game

vs. ULM (8/31): Started at FS, made two tackles and broke up a pass

vs. West Virginia (9/7): Started at FS, intercepted his first career pass, recovered a fumble and made three tackles; named Big 12 Defensive Player of the Week

vs. Tulsa (9/14): Started at FS, returned an interception 31 yards

at Notre Dame (9/28): Started at FS, finished with four tackles

vs. TCU (10/5): Started at FS, recorded four tackles

vs. Texas (10/12): Started at FS, posted five tackles

at Kansas (10/19): Started at FS, broke up a pass and had four tackles

vs. Texas Tech (10/26): Started at FS, intercepted a pass and set a career high with nine tackles

SEASON HIGHS

Tackles: 9 vs. Texas Tech (10/26/13)

Tackles for loss: N/A

Interceptions: 1, three times, MR vs. Texas Tech (10/26/13)

Fumbles recovered: 1 vs. West Virginia (9/7/13)

PBU: 1, two times, MR at Kansas (10/19/13)

CAREER HIGHS

Tackles: 9 vs. Texas Tech (10/26/13)


Tackles for loss: 1.5 at UTEP (9/1/12)

Interceptions: 1, three times, MR vs. Texas Tech (10/26/13)

Fumbles recovered: 1, two times, MR vs. West Virginia (9/7/13)

PBU: 2 vs. Baylor (11/10/12)





98 CHUKA NDULUE

DEFENSIVE END
6-3 | 274 | RS JR
DALLAS, TEXAS
DALLAS JESUIT PREP

YEAR	GP-GS	UT	AT	TOTAL	TFL	SACKS	INT	FF	FR	PBU
2011	7-0	1	3	4	1.0-1	1.0-1	0	0	0	0
2012	13-10	23	22	45	6.0-13	5.0-12	0	1	0	0
2013	7-4	8	18	26	1.5-1	1.0-13	0	0	1-0	0
Career	27-14	32	43	75	8.5-15	7.0-26	0	1	1-0	0

2013 Game-By-Game

vs. ULM (8/31): Did not play
vs. West Virginia (9/7): Recovered a fumble and made one tackle
vs. Tulsa (9/14): Did not record any stats
at Notre Dame (9/28): Did not record any stats
vs. TCU (10/5): Started at DE, tallied six tackles with 0.5 TFL
vs. Texas (10/12): Started at DE, recorded a career-high 15 tackles
at Kansas (10/19): Started at DE, did not record any stats
vs. Texas Tech (10/26): Started at DE, had four tackles with 1.0 sack

SEASON HIGHS

Tackles: 15 vs. Texas (10/12/13)
Tackles for loss: 1.0 vs. Texas Tech (10/26/13)
Sacks: 1.0 vs. Texas Tech (10/26/13)
Fumbles caused: N/A
Fumbles recovered: 1 vs. West Virginia (9/7/13)

CAREER HIGHS

Tackles: 15 vs. Texas (10/12/13)
Tackles for loss: 1.0, six times, MR vs. Texas Tech (10/26/13)
Sacks: 1.0, five times, MR vs. Texas Tech (10/26/13)
Fumbles caused: 1 vs. Notre Dame (10/27/12)
Fumbles recovered: 1 vs. West Virginia (9/7/13)



5 DURRON NEAL

WIDE RECEIVER
5-11 | 199 | SO
ST. LOUIS, MO.
DE SMET JESUIT HIGH SCHOOL

YEAR	GP-GS	REC	YDS	AVG	TD	LONG
2012	10-0	5	75	15.0	0	25
2013	7-1	10	133	13.3	0	41
Career	17-1	15	208	13.9	0	41

2013 Game-By-Game

vs. ULM (8/31): Caught two passes for 27 yards
vs. West Virginia (9/7): Did not record any stats
vs. Tulsa (9/14): Set career highs for receptions (4), receiving yards (64) and long reception (41)
at Notre Dame (9/28): Did not record any stats
vs. TCU (10/5): Tied career high with four catches and had 42 receiving yards
vs. Texas (10/12): Did not record any stats
at Kansas (10/19): Made first start of career at WR, did not record any stats
vs. Texas Tech (10/26): Did not record any stats

SEASON HIGHS

Receptions: 4, two times, MR vs. TCU (10/5/13)
Receiving yards: 64 vs. Tulsa (9/14/13)
Long reception: 41 vs. Tulsa (9/14/13)

CAREER HIGHS

Receptions: 4, two times, MR vs. TCU (10/5/13)
Receiving yards: 64 vs. Tulsa (9/14/13)
Long reception: 41 vs. Tulsa (9/14/13)



16 JAZ REYNOLDS

WIDE RECEIVER
6-2 | 198 | RS SR
HOUSTON, TEXAS
EISENHOWER HIGH SCHOOL

YEAR	GP-GS	REC	YDS	AVG	TD	LONG
2009	9-0	13	256	19.7	0	57
2010	-----Redshirt-----					
2011	10-6	41	715	17.4	5	62
2012	0-0	--	--	--	--	--
2013	7-3	7	153	21.9	1	82
Career	26-9	61	1124	18.4	6	82

2013 Game-By-Game


vs. ULM (8/31): Caught one pass for 12 yards
vs. West Virginia (9/7): Did not record any stats
vs. Tulsa (9/14): Started at WR, four catches for 109 yards, including career-long 82-yarder
at Notre Dame (9/28): Started at WR, caught one pass for 16 yards
vs. TCU (10/5): Started at WR, did not record any stats
vs. Texas (10/12): Did not record any stats
at Kansas (10/19): Caught a 16-yard TD pass
vs. Texas Tech (10/26): Did not play

SEASON HIGHS

Receptions: 4 vs. Tulsa (9/14/13)
Receiving yards: 109 vs. Tulsa (9/14/13)
Touchdown receptions: 1 at Kansas (10/19/13)
Long reception: 82 vs. Tulsa (9/14/13)

CAREER HIGHS

Receptions: 7 at Baylor (11/19/11)
Receiving yards: 141 vs. Ball State (10/1/11)
Touchdown receptions: 2 at Kansas State (10/29/11)
Long reception: 82 vs. Tulsa (9/14/13)



15 ZACK SANCHEZ

DEFENSIVE BACK
5-11 | 1762 | RS FR
KELLER, TEXAS
CENTRAL HIGH SCHOOL

YEAR	GP-GS	UT	AT	TOTAL	TFL	SACKS	INT	FF	FR	PBU
2013	8-8	22	9	31	0.5-1	0.0-0	0	0	0	10
Career	8-8	22	9	31	0.5-1	0.0-0	0	0	0	10

2013 Game-By-Game

vs. ULM (8/31): In first career start at CB, made three tackles with one breakup

vs. West Virginia (9/7): Started at CB, recorded six tackles

vs. Tulsa (9/14): Started at CB, tallied six tackles, 0.5 TFL and one pass breakup

at Notre Dame (9/28): Started at CB, broke up three passes and had two tackles

vs. TCU (10/5): Started at CB, broke up a career-high four passes and had two tackles

vs. Texas (10/12): Started at CB, made two tackles

at Kansas (10/19): Started at CB, broke up a pass and had two tackles

vs. Texas Tech (10/26): Started at CB, registered a career-high eight tackles

SEASON/CAREER HIGHS

Tackles: 8 vs. Texas Tech (10/26/13)

Tackles for loss: 0.5 vs. Tulsa (9/14/13)

PBU: 4 vs. TCU (10/5/13)



8 JALEN SAUNDERS

WIDE RECEIVER
5-9 | 157 | SR
ELK GROVE, CALIF.
FRESNO STATE

YEAR	GP-GS	REC	YDS	AVG.	TD	LONG	PR	YDS	AVG.	TD	LONG
2010*	13-1	30	462	15.4	3	78	6	69	11.5	0	22
2011*	13-8	50	1,065	21.3	12	88	0	--	--	--	--
2012	9-8	62	829	13.4	3	76	5	88	17.6	1	81
2013	8-8	35	431	12.3	5	76	12	110	9.1	0	45
Career	43-25	177	2,787	15.7	23	88	23	267	11.6	1	81

* - at Fresno State

2013 Game-By-Game

vs. ULM (8/31): Started at WR, finished with 3 catches for 30 yards and 2 TDs and returned four punts for 55 yards

vs. West Virginia (9/7): Started at WR, season-high four catches for 60 yards and three punt returns for 25 yards

vs. Tulsa (9/14): Started at WR, caught three passes for 47 yards, including a 25-yard touchdown, and returned one punt for 28 yards

at Notre Dame (9/28): Started at WR, team-high seven catches for 46 yards and one punt return for one yard

vs. TCU (10/5): Started at WR, had a team-high five catches for 30 yards

vs. Texas (10/12): Started at WR, caught three passes for 18 yards

at Kansas (10/19): Started at WR, recorded four receptions for 47 yards and returned two punts for one yard

vs. Texas Tech (10/26): Started at WR, matched career high with two TD catches, including a 76-yarder, and caught six passes for season-high 153 yards

SEASON HIGHS

Receptions: 7 at Notre Dame (9/28/13)

Receiving yards: 153 vs. Texas Tech (10/26/13)

Touchdown receptions: 2, two times, MR vs. Texas Tech (10/26/13)

Long reception: 76 vs. Texas Tech (10/26/13)

Punt Returns: 4 vs. ULM (8/31/13)

Punt Return Yards: 55 vs. ULM (8/31/13)

Punt Return Touchdowns: N/A

Punt Return Long: 45 vs. ULM (8/31/13)

CAREER HIGHS

Receptions: 15 vs. Notre Dame (10/27/12)

Receiving yards: 181 vs. Notre Dame (10/27/12)

Touchdown receptions: 2, five times, MR vs. Texas Tech (10/26/13)

Long reception: 88 at San Diego State (12/3/11)


Punt Returns: 4 vs. ULM (8/31/13)

Punt Return Yards: 89 vs. Oklahoma State (11/24/12)

Punt Return Touchdowns: 1 vs. Oklahoma State (11/24/12)

Punt Return Long: 81 vs. Oklahoma State (11/24/12)





20 FRANK SHANNON

LINEBACKER
6-1 | 229 | RS SO
DALLAS, TEXAS
SKYLINE HIGH SCHOOL

YEAR	GP-GS	UT	AT	TOTAL	TFL	SACKS	INT	FF	FR	PBU
2012	12-2	22	18	40	3.5-15	2.0-12	0	0	1-0	0
2013	8-8	27	26	53	2.5-8	0.0-0	1-17	1	0	0
Career	20-10	49	44	93	6.0-23	2.0-12	1-17	1	1-0	0

2013 Game-By-Game

vs. ULM (8/31): Started at LB, recorded 7 tackles with 1.0 TFL
vs. West Virginia (9/7): Started at LB, made two tackles
vs. Tulsa (9/14): Started at LB, recorded 10 tackles
at Notre Dame (9/28): Started at LB, intercepted the first pass of his career and had a team-high eight tackles with 0.5 TFL
vs. TCU (10/5): Started at LB, led team with seven tackles and had 1.0 TFL
vs. Texas (10/12): Started at LB, career-high 16 tackles and had a forced fumble
at Kansas (10/19): Started at LB, recorded two tackles
vs. Texas Tech (10/26): Started at LB, made one tackle

SEASON HIGHS

Tackles: 16 vs. Texas (10/12/13)
Tackles for loss: 1.0, two times, MR vs. TCU (10/5/13)
Sacks: N/A
Interceptions: 1 at Notre Dame (9/28/13)
Fumbles Caused: 1 vs. Texas (10/12/13)
Fumbles Recovered: 1 at TCU (12/1/12)

CAREER HIGHS

Tackles: 16 vs. Texas (10/12/13)
Tackles for loss: 1.0, five times, MR vs. TCU (10/5/13)
Sacks: 1.0, two times, MR vs. Baylor (11/10/12)
Interceptions: 1 at Notre Dame (9/28/13)
Fumbles Caused: 1 vs. Texas (10/12/13)
Fumbles Recovered: 1 at TCU (12/1/12)




74 ADAM SHEAD

OFFENSIVE LINE
6-4 | 316 | RS JR
CEDAR HILL, TEXAS
CEDAR HILL HIGH SCHOOL

YEAR	GP-GS	NOTES
2011	9-5	Made 5 starts at left guard
2012	13-13	Started all 13 games at left guard
2013	8-8	Started at left guard all seven games
Career	30-26	All 26 career starts made at left guard

2013: Named preseason Third-Team All-Big 12 by Phil Steele



3 STERLING SHEPARD

WIDE RECEIVER
5-10 | 193 | SO
OKLAHOMA CITY, OKLA.
HERITAGE HALL HIGH SCHOOL

YEAR	GP-GS	REC	YDS	AVG	TD	LONG
2012	13-4	45	621	13.8	3	52
2013	8-8	33	391	11.8	5	54
Career	21-12	78	1012	13.0	8	54

2013 Game-By-Game


vs. ULM (8/31): Started at WR, caught one pass for 11 yards
vs. West Virginia (9/7): Started at WR, made two catches for 12 yards
vs. Tulsa (9/14): Started at WR, career-high eight catches and 123 yards with two TDs
at Notre Dame (9/28): Started at WR, recorded five receptions for 83 yards, including a career-long 54-yard touchdown catch
vs. TCU (10/5): Started at WR, had a team-high five catches for 37 yards
vs. Texas (10/12): Started at WR, rushed once for a career-long gain of 24 yards
at Kansas (10/19): Started at WR, caught two touchdown passes and finished with seven receptions for 82 yards
vs. Texas Tech (10/26): Started at WR, eclipsed the 1,000-receiving yard mark in his career with five catches for 43 yards

SEASON HIGHS

Receptions: 8 vs. Tulsa (9/14/13)
Receiving yards: 123 vs. Tulsa (9/14/13)
Touchdown receptions: 2, two times, MR at Kansas (10/19/13)
Long reception: 54 at Notre Dame (9/28/13)

CAREER HIGHS

Receptions: 8 vs. Tulsa (9/14/13)
Receiving yards: 123 vs. Tulsa (9/14/13)
Touchdown receptions: 2, two times, MR at Kansas (10/19/13)
Long reception: 54 at Notre Dame (9/28/13)



19 ERIC STRIKER

LINEBACKER
6-0 | 219 | SO
SEFFNER, FLA.
ARMWOOD HIGH SCHOOL

YEAR	GP-GS	UT	AT	TOTAL	TFL	SACKS	INT	FF	FR	PBU
2012	13-0	3	3	6	0.0-0	0.0-0	0	0	0	0
2013	8-8	11	19	30	5.5-30	2.5-18	0	0	0	2
Career	21-8	14	22	36	5.5-30	2.5-18	0	0	0	2

2013 Game-By-Game

vs. ULM (8/31): Made first career start at LB, made one tackle
vs. West Virginia (9/7): Started at LB, made five tackles with 1.0 TFL
vs. Tulsa (9/14): Started at LB, recorded four tackles
at Notre Dame (9/28): Started at LB, tallied two tackles and had a quarterback hurry that resulted in an INT for a touchdown by Corey Nelson
vs. TCU (10/5): Started at LB, made two tackles including a tackle for loss
vs. Texas (10/12): Started at LB, career-high seven tackles with a pass breakup and 1.0 TFL
at Kansas (10/19): Started at LB, recorded the first sack of his career and finished with six tackles
vs. Texas Tech (10/26): Started at LB, career-high 1.5 sacks and three tackles

SEASON HIGHS

Tackles: 7 vs. Texas (10/12/13)
Tackles for loss: 1.5 vs. Texas Tech (10/26/13)
Sacks: 1.5 vs. Texas Tech (10/26/13)
PBU: 1, two times, MR vs. Texas Tech (10/26/13)

CAREER HIGHS

Tackles: 7 vs. Texas (10/12/13)
Tackles for loss: 1.5 vs. Texas Tech (10/26/13)
Sacks: 1.5 vs. Texas Tech (10/26/13)
PBU: 1, two times, MR vs. Texas Tech (10/26/13)



91 CHARLES TAPPER

LINEBACKER
6-4 | 261 | SO
BALTIMORE, MD.
CITY COLLEGE HIGH SCHOOL

YEAR	GP-GS	UT	AT	TOTAL	TFL	SACKS	INT	FF	FR	PBU
2012	5-0	0	2	2	0.0-0	0.0-0	0	0	0	0
2013	8-8	15	19	34	6.0-28	4.5-24	0	0	0	0
Career	13-8	15	21	36	6.0-28	4.5-24	0	0	0	0

2013 Game-By-Game

vs. **ULM (8/31)**: Made first career start at DE, tallied three tackles
 vs. **West Virginia (9/7)**: Started at DE, career-high five tackles
 vs. **Tulsa (9/14)**: Started at DE, career-high six tackles with 0.5 sack
 at **Notre Dame (9/28)**: Started at DE, tallied four tackles with 0.5 tackles for loss
 vs. **TCU (10/5)**: Started at DE, had a career-high 2.0 sacks to go with five tackles
 vs. **Texas (10/12)**: Started at DE, made four tackles
 at **Kansas (10/19)**: Started at DE, matched career high with six tackles and had 3.0 TFL and 2.0 sacks
 vs. **Texas Tech (10/26)**: Started at DE, finished with one tackle

SEASON HIGHS

Tackles: 6, two times, MR at Kansas (10/19/13)
Tackles for loss: 3.0 at Kansas (10/19/13)
Sacks: 2.0, two times, MR at Kansas (10/19/13)

CAREER HIGHS

Tackles: 6, two times, MR at Kansas (10/19/13)
Tackles for loss: 3.0 at Kansas (10/19/13)
Sacks: 2.0, two times, MR at Kansas (10/19/13)



71 TYRUS THOMPSON

OFFENSIVE LINE
6-5 | 320 | RS JR
PFLUGERVILLE, TEXAS
PFLUGERVILLE HIGH SCHOOL

YEAR	GP-GS	NOTES
2011	5-0	Backup offensive tackle
2012	13-5	Started twice at LT, three times at RT
2013	8-8	Started at left tackle in all eight games
Career	26-13	Ten career starts at LT, three at RT

2013: Started at left tackle in all eight games



93 JORDAN WADE

DEFENSIVE TACKLE
6-4 | 296 | RS FR
ROUND ROCK, TEXAS
STONY POINT HIGH SCHOOL


YEAR	G-GS	UT	AT	TOTAL	TFL	SACKS	INT	FC	FR	PBU
2013	7-4	4	8	12	1.0-1	1.0-1	0	0	0	0
Career	7-4	4	8	12	1.0-1	1.0-1	0	0	0	0

2013 Game-By-Game

vs. **ULM (8/31)**: In Sooners debut, made two tackles
 vs. **West Virginia (9/7)**: Did not play
 vs. **Tulsa (9/14)**: Did not record any stats
 at **Notre Dame (9/28)**: Did not record any stats
 vs. **TCU (10/5)**: Made first start of career at DT, tallied two tackles with 1.0 sack
 vs. **Texas (10/12)**: Started at DT, notched two tackles and blocked an extra point
 at **Kansas (10/19)**: Started at DT, finished with two tackles and blocked an extra point for the second week in a row
 vs. **Texas Tech (10/26)**: Started at DT, had a career-high four tackles

SEASON/CAREER HIGHS

Tackles: 4 vs. Texas Tech (10/26/13)
Tackles for loss: 1.0 vs. TCU (10/5/13)
Sacks: 1.0 vs. TCU (10/5/13)



6 STANVON TAYLOR

DEFENSIVE BACK
5-11 | 173 | FR
TULSA, OKLA.
EAST CENTRAL HIGH SCHOOL


YEAR	G-GS	UT	AT	TOTAL	TFL	SACKS	INT	FC	FR	PBU
2013	8-1	3	0	3	0.0-0	0.0-0	0	0	0	2
Career	8-1	3	0	3	0.0-0	0.0-0	0	0	0	2

2013 Game-By-Game

vs. **ULM (8/31)**: Made Sooners debut
 vs. **West Virginia (9/7)**: Did not record any stats
 vs. **Tulsa (9/14)**: In first career start, had three tackles and two pass breakups
 at **Notre Dame (9/28)**: Did not record any stats
 vs. **TCU (10/5)**: Did not record any stats
 vs. **Texas (10/12)**: Did not record any stats
 at **Kansas (10/19)**: Did not record any stats
 vs. **Texas Tech (10/26)**: Did not record any stats

SEASON/CAREER HIGHS

Tackles: 3 vs. Tulsa (9/14/13)
PBU: 2 vs. Tulsa (9/14/13)



26 DAMIEN WILLIAMS

RUNNING BACK
5-11 | 211 | SR
SAN DIEGO, CALIF.
ARIZONA WESTERN C.C.

YEAR	G-GS	RUSHING	AVG.	TD	LG	REC.	AVG.	TD	LG
2012	13-9	176-946	5.4	11	95	34-320	9.4	1	38
2013	7-1	97-412	4.2	5	32	6-70	11.7	0	30
Career	20-10	273-1368	5.0	16	95	40-390	9.8	1	38



2 JULIAN WILSON

DEFENSIVE BACK
6-2 | 199 | RS JR
MOORE, OKLA
SOUTHMOORE HS

YEAR	G-GS	UT	AT	TOTAL	TFL	SACKS	INT	FC	FR	PBU
2011	11-0	1	1	2	0.0-0	0.0-0	0	0	0	0
2012	13-2	23	8	31	2.0-3	0.0-0	0	0	0	5
2013	8-7	11	5	16	2.5-11	0.0-0	2-0	0	0	3
Career	32-9	35	14	49	4.5-14	0.0-0	2-0	0	0	8

2013 Game-By-Game

vs. ULM (8/31): Rushed 16 times for 66 yards
vs. West Virginia (9/7): Tallied 95 rushing yards on 21 carries
vs. Tulsa (9/14): Did not play
at Notre Dame (9/28): Scored a rushing touchdown, finishing with 42 yards on nine carries, and added four catches for 41 yards
vs. TCU (10/5): Rushed 11 times for 27 yards
vs. Texas (10/12): Scored a rushing TD and finished with 29 yards on six carries
at Kansas (10/19): Team-high 15 runs for 56 yards, including a six-yard TD run
vs. Texas Tech (10/26): Started at RB, rushed 19 times for season-high 97 yards and two touchdowns and caught one pass for 30 yards

SEASON HIGHS

Rushes: 21 vs. West Virginia (9/7/13)
Rushing yards: 97 vs. Texas Tech (10/26/13)
Rushing touchdowns: 2 vs. Texas Tech (10/26/13)
Long rush: 32 vs. Texas Tech (10/26/13)
Receptions: 4 at Notre Dame (9/28/13)
Receiving yards: 41 at Notre Dame (9/28/13)
Receiving touchdowns: N/A
Long reception: 30 vs. Texas Tech (10/26/13)

CAREER HIGHS

Rushes: 23 vs. Baylor (11/10/12)
Rushing yards: 167 vs. Texas (10/13/12)
Rushing touchdowns: 4 vs. Florida A&M (9/8/12)
Long rush: 95 vs. Texas (10/13/12)
Receptions: 6, two times, MR at West Virginia (11/17/12)
Receiving yards: 82 at Texas Tech (10/6)
Receiving touchdowns: 1 at TCU (12/1/12)
Long reception: 38 at Texas Tech (10/6)

2013 Game-By-Game


vs. ULM (8/31): Started at NB, intercepted a pass and broke up another
vs. West Virginia (9/7): Started at NB, season-high five tackles
vs. Tulsa (9/14): Started at NB, had three tackles with 0.5 TFL and a pass breakup
at Notre Dame (9/28): Started at NB, intercepted a pass and had two tackles, including a TFL
vs. TCU (10/5): Started at NB, made two tackles and broke up a pass
vs. Texas (10/12): Started at NB, did not record any stats
at Kansas (10/19): Did not record any stats
vs. Texas Tech (10/26): Started at NB, recorded four tackles with 1.0 TFL

SEASON HIGHS

Tackles: 5 vs. West Virginia (9/7/13)
Tackles for loss: 1.0, two times, MR vs. Texas Tech (10/26/13)
Interceptions: 1, two times, MR at Notre Dame (9/28/13)
PBU: 1, three times, MR vs. TCU (10/5/13)

CAREER HIGHS

Tackles: 6 at Texas Tech (10/6/12)
Tackles for loss: 1.0, three times, MR vs. Texas Tech (10/26/13)
Interceptions: 1, two times, MR at Notre Dame (9/28/13)
PBU: 2 vs. Texas A&M (1/4/13)



79 DARYL WILLIAMS

OFFENSIVE LINE
6-6 | 321 | RS JR
LAKE DALLAS, TEXAS
LAKE DALLAS HIGH SCHOOL

YEAR	GP-GS	NOTES
2011	9-1	Started season opener at RT
2012	10-10	Started first 10 games of season at RT before season-ending injury
2013	8-8	Started at right tackle all eight games
Career	27-19	All 19 career starts have come at RT

2013: Named preseason Second-Team All-Big 12 by Phil Steele