



OKLAHOMA

F O O T B A L L

7 NATIONAL CHAMPIONSHIPS ♦ 31 BOWL CHAMPIONSHIPS ♦ 50 CONFERENCE CHAMPIONSHIPS ♦ 14 BIG 12 CHAMPIONSHIPS ♦ 41 10-WIN SEASONS
167 FIRST-TEAM ALL-AMERICANS ♦ 506 FIRST-TEAM ALL-CONFERENCE SELECTIONS ♦ 7 HEISMAN TROPHY WINNERS ♦ 92 NATIONAL AWARD WINNERS

SERIES HISTORY

Overall OU leads 28-4
In Norman OU leads 14-1
Big 12 Era OU leads 23-4
Streak BU, 1
Last Meeting BU 27-14 (11/13/21 in Waco)

TELEVISION: BIG 12 NOW ON ESPN+

Play-by-Play Courtney Lyle
Analyst Ryan Leaf
Sideline Reporter Tori Petry

RADIO: SOONER SPORTS NETWORK

FLAGSHIPS KOMA 1520 AM & KRKO 107.7 FM
FREE ONLINE: The Varsity Network
SIRIUSXM: 158 or 200
SXM APP: 954

Play-by-Play Toby Rowland
Analyst Teddy Lehman
Sideline Analyst Gabe Ikard
Sideline Reporter Chris Plank

OU SPANISH RADIO

ÉXITOS 96.5 FM (OKC); 101.5 FM EL PATRÓN (Tulsa)
FREE ONLINE: Tuneln.com

Play-by-Play Enrique Vasquez
Analyst Luis Rendón

NAT'L RADIO: COMPASS MEDIA

Play-by-Play Gregg Daniels
Analyst Steve Beuerlein

PREGAME TV: ESPN+

"Sooner Sports Game Day" 4 p.m. CT (Friday)

SOCIAL MEDIA: #SOONERS

Twitter/Instagram @OU_Football
Facebook Oklahoma Football



GAME 9

OKLAHOMA (5-3, 2-3) VS. BAYLOR (5-3, 3-2)

Saturday, Nov. 5, 2022 ■ 2 p.m. CT ■ Norman ■ Gaylord Family – Oklahoma Memorial Stadium (80,126)



SOONERS

Head Coach: Brent Venables
Record at OU: 5-3 (1st Year)
Career Record: Same
Last: Won 27-13 at Iowa State



BEARS

Head Coach: Dave Aranda
Record at BU: 19-12 (3rd Year)
Career Record: Same
Last: Won 45-17 at Texas Tech

OPENING KICK

► Oklahoma (5-3, 2-3 Big 12) goes for its third straight win when it hosts Baylor (5-3, 3-2) on Saturday at 2 p.m. CT at Gaylord Family – Oklahoma Memorial Stadium in Norman. The game will be air on Big 12 Now on ESPN+ with **Courtney Lyle**, **Ryan Leaf** and **Tori Petry** announcing.

► Oklahoma owns a 28-4 (.875) record against Baylor and is 14-1 vs. the Bears in Norman. In the Big 12 era, the Sooners hold a 23-4 series advantage (11-1 in Norman).

► The Sooners and Bears first met in 1901, a 17-0 Oklahoma win in Waco, and didn't meet again until 1973. OU won the first 20 matchups in the series. Baylor's first win came in the 2011 season, 45-38 in Waco.

► Oklahoma has won 11 of its last 12 home games and 29 of its last 31. Its lone home losses since 2017 were to Kansas State in 2020 (38-35) and this season (41-34).

► Going back to the start of the 2010 season, Oklahoma has only played seven regular season games when unranked in the AP poll, and it won six of the seven (42-30 at Texas Tech in 2014, 52-46 at No. 21 TCU in 2016, 53-45 in four overtimes vs. No. 22 Texas in 2020, 33-14 at TCU in 2020 and 52-42 vs. No. 19 Kansas and 27-13 at Iowa State this season). The only loss was three games ago to Texas. The Sooners have won seven of their last eight regular season games when unranked (also beat No. 11 Oklahoma State 27-0 in 2009 in Norman).

► Saturday's game will mark the first since 2005 that Oklahoma is not ranked in the AP poll when facing Baylor, breaking a streak of 17 matchups. OU won that 2005 home contest 37-30 in double-overtime under head coach **Bob Stoops**. It was OU's first-ever home overtime game.

► Oklahoma beat Baylor in the 2019 Big 12 Championship, 30-23 in overtime, in Arlington, Texas.

► Going back to the 2014 season, Oklahoma has won 32 of its last 38 games against teams from the state of Texas.

► Even with its 2-3 conference start, Oklahoma is 56-11 (.835) in regular season Big 12 play since the beginning of the 2015 season. Oklahoma State ranks second during that period (45-23; .662), TCU third (38-30; .559), Texas fourth (35-32; .522), West Virginia fifth (34-33; .507) and Baylor and Kansas State sixth (34-34; .500).

► OU is 155-36 (.812) in regular season Big 12 play since the start of the 2000 season. That's 29 more wins than the program with the next most victories during that period (Texas; 126-65) and 44 more than the program with the third most (Oklahoma State; 111-81).

KEY STORYLINES

► Oklahoma has won 24 of its last 26 November games with 11 of those wins coming against AP Top 25 teams. The two losses came last year, 27-14 at Baylor and 37-33 at Oklahoma State. Prior to last year's Baylor contest, OU's last November loss was in 2014 against Baylor in Norman. The Sooners have won their last 13 November home games.



Fifth-year senior DaShaun White is playing some of his best career football. The linebacker registered eight tackles, a pass breakup and his first career interception two games ago vs. No. 19 Kansas, and on Saturday logged a career-high 14 tackles (1.5 tackles for loss) at Iowa State, both in victory.

2022 SCHEDULE



UTEP
Sept. 3
2:30 p.m. CT
W, 45-13



KENT STATE
Sept. 10
6 p.m. CT
W, 33-3



@NEBRASKA
Sept. 17
11 a.m. CT
W, 49-14



KANSAS STATE
Sept. 24
7 p.m. CT
L, 41-34



@TCU
Oct. 1
11 a.m. CT
L, 55-24



vs. TEXAS
Oct. 8
11 a.m. CT
L, 49-0



KANSAS
Oct. 15
11 a.m. CT
W, 52-42



@IOWA STATE
Oct. 29
11 a.m. CT
W, 27-13



BAYLOR
Nov. 5
2 p.m. CT
ESPN+



@W. VIRGINIA
Nov. 12
11 a.m. CT
FS1



OKLA. STATE
Nov. 19



@TEXAS TECH
Nov. 26

OU ATHLETICS COMMUNICATIONS
FOOTBALL CONTACTS**MIKE HOUCK**

Associate AD/Communications
Office: (405) 325-8227
Cell: (405) 249-5892
Email: mhouch@ou.edu

**ERIC HOLLIER**

Director
Office: (405) 325-6449
Cell: (405) 570-9228
Email: ehollier@ou.edu

**PATRICK DUNN**

Assistant Director
Office: (405) 325-4274
Cell: 405-388-1353
Email: patrickjdunn@ou.edu

HEAD COACH BRENT VENABLES

Alma Mater: Kansas State, 1992
Career Record: 5-3 (.625)
Record at OU: Same
Regular Season Big 12 Record: 2-3 (.400)

ASSISTANT COACHES**LOCATION**

Jeff Lebby (Offensive Coordinator/Quarterbacks) PB
Ted Roof (Defensive Coordinator/Linebackers) PB
Todd Bates (Assoc. HC/Co-Def. Coord./Run Def./Def. Tackles) SL
Bill Bedenbaugh (Offensive Line) SL
Miguel Chavis (Defensive Ends) SL
Joe Jon Finley (Tight Ends) SL
Brandon Hall (Safeties) SL
DeMarco Murray (Running Backs) SL
Jay Valai (Co-Def. Coord./Pass Defense/Cornerbacks) SL
L'Damian Washington (Wide Receivers [interim]) SL

TEAM HISTORY

First Year: 1895 (this is 128th season)
All-Time Record: 933-334-53 (.727)
All-Time Conference Record: 523-161-22 (.756)
All-Time Big 12 Record: 168-55 (.753)
All-Time Bowl Record: 31-23-1 (.573)
National Championships (AP): 7
Years: 1950, '55, '56, '74, '75, '85, 2000
Conference Championships: 50
Big 12 Championships: 14
2000, '02, '04, '06-08, '10, '12, '15-20
Undefeated Seasons: 14
10-Plus-Win Seasons: 41 (most in nation; tied)

STADIUM INFORMATION

Name: Gaylord Family - Oklahoma Memorial Stadium
Field Name: Owen Field
Capacity: 80,126
Surface: Natural Grass
First Year: 1923
Record at Stadium: 414-89-16 (.813)

UNIVERSITY INFORMATION

Location: Norman, Okla.
Founded: 1890
Enrollment: 31,655
Colors: Crimson and Cream
President: Joseph Harroz Jr.
Athletics Director: Joe Castiglione

► Over the 13 seasons (1999-2011) that first-year Oklahoma head coach **Brent Venables** served as a Sooners assistant coach, OU posted a 12-1 record against Baylor (he was co-defensive coordinator and linebackers coach from 1999-2003 and associate head coach, defensive coordinator and linebackers coach from 2004-11). The Sooners held the Bears to 17 points or fewer in nine of those 13 contests (average of 15.4 in the 13). BU's only win during the period came in the last meeting, 45-38 in Waco.

► From 2015-2019, Oklahoma went 6-0 against Baylor (average score of 45-31) and registered over 500 yards in five of the six contests (had 433 in the 2019 Big 12 Championship Game). OU was particularly effective through the air over the six games, completing 72.0% of its passes for an average of 311.5 yards per game, 15.4 yards per completion, 19 touchdowns and a robust 198.0 passing efficiency rating. Over the last two meetings, however, both since **Dave Aranda** took over as Baylor head coach, the Sooners averaged 20.5 points and 264.5 yards per game in a 27-14 win in 2020 and a 27-14 loss last season. In the two games, OU averaged 79.0 rushing and 185.5 passing yards, and 4.7 yards per play. With two touchdown passes and three interceptions, it recorded just a 124.6 passing efficiency rating.

► Baylor's three losses have come by a total of 20 points (average of 6.7). The Bears fell 26-20 in double-overtime at BYU, lost 36-25 to then-No. 9 Oklahoma State and dropped a 43-40 contest at West Virginia. They are coming off a 35-23 home win over Kansas and a 45-17 win at Texas Tech, and gave up just three points in the first half of each of those games.

► Saturday's game will feature two of the Big 12's best statistical running backs in Oklahoma senior **Eric Gray** and Baylor freshman **Richard Reese**. Gray leads the Big 12 (ranks seventh nationally) with his 6.8 yards per rush while Reese ranks eighth in the league at 5.2. Gray ranks fourth in the conference with his 99.5 rushing yards per game and Reese is fifth at 98.9. Reese leads the league with his 12 rushing TDs while Gray is eighth with six. Gray is coming off a 20-carry, 101-yard, one-TD performance against Iowa State, which has the Big 12's top rushing defense. Reese ran for 148 yards and three scores Saturday at Texas Tech.

► Oklahoma ranks 11th in the country with its 7.5 tackles for loss per game and is 14th with its 30.1 TFL yardage per contest. However, it has dropped considerably in the two categories over the last five games. Since Big 12 play started, OU is averaging 4.2 TFLs and 14.8 TFL yards per game after averaging 10.7 and 55.7 through the season's first three contests.

► The Sooners rank 122nd out of 131 FBS teams this season in average time of possession (26:41) and have held a TOP advantage in just one of their eight games (30:19-29:41 vs. Kansas). Conversely, Baylor ranks ninth with an average TOP of 33:16. In their last two games, the Bears registered a TOP of 40:10 against Kansas and 40:17 at Texas Tech.

RECAPPING THE WIN OVER IOWA STATE

► Oklahoma registered three interceptions and held Iowa State to 66 rushing yards (2.4 per carry) in a 27-14 win on Saturday, marking OU's 25th victory in its last 26 trips to Ames. The 14-point triumph marked ISU's largest margin of defeat this season.

► The Sooners, who never trailed for the second straight game, rushed for 182 yards, the second highest total by an Iowa State opponent on the year. The Cyclones entered the day allowing just 105.3 rushing yards per contest.

► Oklahoma took a 13-3 lead to halftime and kicker **Zach Schmit** accounted for all 13 of the team's points with a 41-yard field goal, a two-yard receiving touchdown on a fake field goal, a PAT and a 34-yard field goal. The touchdown was thrown by holder **Michael Turk**, who became the first OU full-time punter to throw a TD pass since 1970 (**Joe Wylie** vs. Nebraska).

► The Sooners held ISU to 144 first-half yards, an opponent first-half season low. The Cyclones had just nine rushing yards on 12 carries in the first 30 minutes.

► Running back **Eric Gray** turned in his fifth 100-yard rushing performance of the season, finishing with 101 yards and a four-yard touchdown on 20 carries (5.0 average). It was the second most rushing yards ISU gave up to an individual player this year.

► Quarterback **Dillon Gabriel** completed 15 of 26 passes for 148 yards and a touchdown. The TD throw was a 41-yarder in third quarter to receiver **Jalil Farooq**, who finished with four catches for a team-high 74 yards. The TD was the second of his career.

► OU's three interceptions were its most since the 2020 Cotton Bowl vs. Florida and came from **Woodi Washington** (first of season, fifth of career) on Iowa State's second play, **Justin Broiles** (first of season, third of career) in the fourth quarter and **Danny Stutsman** (first of career) in the fourth quarter. Stutsman returned his pick 37 yards to the Iowa State 2-yard line and set up the game-sealing touchdown with 4:36 to go (made the score 27-13).

► Linebacker **DaShaun White** registered a career-high 14 tackles (10 solo), which were six more than the next-highest total on either team. He added a team-high-tying 1.5 tackles for loss. Washington logged eight tackles.

► Turk punted six times for an average of 49.3 yards. He had key 61- and 60-yard punts in the fourth quarter that flipped the field and OU's defense registered takeaways on the ensuing possessions.

LAST YEAR VS. BAYLOR

► No. 8/4/4 Oklahoma was held to its lowest point total and fewest offensive yards since 2014 in a 27-14 loss at No. 13/18/18 Baylor on Nov. 13, 2021, an outcome that snapped the Sooners' nation-leading 17-game winning streak. It was OU's first defeat since Oct. 3, 2020.

THE OU-BAYLOR SERIES

Oklahoma owns a 28-4 series lead against Baylor (23-4 in the Big 12 era). The Sooners have won seven of the last eight.

YEAR	SITE	OU/BU RANK	OU RESULT
2021	A	4/18	L, 14-27
2020	H	13/NR	W, 27-14
2019**	N	6/7	W, 20-23
2019	A	10/12	W, 34-31
2018	H	6/ NR	W, 66-33
2017	A	3/NR	W, 49-41
2016	H	9/25	W, 45-24
2015	A	12/4	W, 44-34
2014	H	16/10	L, 14-48
2013	A	12/5	L, 12-41
2012	H	14/NR	W, 42-34
2011	A	5/25	L, 38-45
2010	A	16/NR	W, 53-24
2009	H	19/NR	W, 33-7
2008	A	1/NR	W, 49-17
2007	H	4/NR	W, 52-21
2006	A	16/NR	W, 36-10
2005*	H	NR/NR	W, 37-30
2004	A	2/NR	W, 35-0
2003	H	1/NR	W, 41-3
2002	A	4/NR	W, 49-9
2001	H	2/NR	W, 33-17
2000	A	1/NR	W, 56-7
1999	H	NR/NR	W, 41-10
1998	A	NR/NR	W, 28-16
1997	H	NR/NR	W, 24-23
1996	A	NR/NR	W, 28-24
1989	H	8/NR	W, 33-7
1984	H	11/NR	W, 34-15
1974	H	1/NR	W, 28-11
1973	A	11/NR	W, 42-14
1901	A	NA	W, 17-0

* Big 12 Championship (Arlington, TX)

^ Overtime (2005 game was 2OT)

2022 TEAM STATS COMPARISON

	OU	BU
Points/Game	33.0	38.4
Points Allowed/Game	28.8	23.3
1st Downs/Game	23.5	25.1
1st Downs Allowed/Game	25.3	18.9
Rush Yards/Game	217.5	201.5
Rush Yards Allowed/Game	189.8	113.3
Pass Yards/Game	236.9	254.8
Pass Yards Allowed/Game	248.3	223.8
Total Offense/Game	454.4	456.3
Total Defense/Game	438.0	337.0
INT Thrown/INT Made	3/9	6/9
Turnover Margin	+3	+1
Sacks By/Allowed/Game	2.0/2.1	2.1/1.9
3rd Down Off./Def.	43.3/43.2	47.7/41.2
Red Zone Off./Def.	86.2/83.9	83.3/88.5
Kickoff Return Average	19.2	16.7
Punt Return Average	15.9	13.6
Penalties/Yards Per Game	5.9/53.5	5.1/46.9
Field Goals	8-9	5-6

2022 NCAA RANKS COMPARISON

	OU	BU
Points/Game	40th	15th
Points Allowed/Game	T83rd	50th
First Downs/Game	39th	21st
First Downs Allowed/Game	127th	42nd
Rush Yards/Game	16th	24th
Rush Yards Allowed/Game	114th	22nd
Pass Yards/Game	70th	53rd
Pass Yards Allowed/Game	90th	58th
Total Offense/Game	29th	27th
Total Defense/Game	113th	29th
Turnover Margin	42nd	62nd
Sacks/Game	76th	63rd
Sacks Allowed/Game	73rd	61st
3rd Down Offense	41st	25th
3rd Down Defense	104th	87th
Red Zone Offense	50th	71st
Red Zone Defense	70th	103rd
Kickoff Return Average	90th	120th
Punt Return Average	12th	17th

2022 BIG 12 STANDINGS

	BIG 12	OVERALL
TCU	5-0	8-0
Kansas State	4-1	6-2
Oklahoma State	3-2	6-2
Baylor	3-2	5-3
Texas	3-2	5-3
Oklahoma	2-3	5-3
Kansas	2-3	5-3
Texas Tech	2-3	4-4
West Virginia	1-4	3-5
Iowa State	0-5	3-5

THIS WEEK'S BIG 12 SCHEDULE

All times Central

Texas Tech at TCU, 11 a.m. (FOX)
Baylor at Oklahoma, 2 p.m. (ESPN+)
Oklahoma State at Kansas, 2:30 p.m. (FS1)
West Virginia at Iowa State, 2:30 p.m. (ESPN+)
Texas at Kansas State, 6 p.m. (FS1)

NEXT WEEK'S BIG 12 SCHEDULE

Oklahoma at West Virginia
TCU at Texas
Kansas State at Baylor
Iowa State at Oklahoma State
Kansas at Texas Tech

► Baylor (8-2 overall, 5-2 Big 12) held the Sooners to 260 yards and 4.9 yards per play, and registered a pair of interceptions. OU was 13 for 24 through the air (54.2%) for 178 yards and rushed 29 times for 82 yards (2.8 average).

► After a scoreless first quarter (the first in an OU game since the 2017 contest at Ohio State), the Sooners took a 7-0 lead on a two-yard **Caleb Williams** rush with 10:20 left in the second quarter. The game was tied 7-7 at halftime and OU was down just 10-7 entering the fourth quarter, but Baylor quarterback Gerry Bohanon ran for five- and 14-yard scores to put BU up 24-7 with 3:57 remaining.

► Williams finished 9 for 18 for 142 yards and threw OU's two interceptions. **Spencer Rattler** entered the game late in the third quarter for two drives and completed four of his six passes for 36 yards. Williams returned for the offense's final possession, a four-play 75-yard drive that featured a 50-yard completion to **Jadon Haselwood** and culminated with a one-yard rushing touchdown by **Kennedy Brooks**.

► Brooks carried 13 times for 51 yards and his 10th rushing TD of the year. Receiver **Michael Woods II**, who missed the previous two games with an injury, led the Sooners with four catches for 53 yards.

► OU registered a season-high 11.0 tackles for loss (2.0 by **Jalen Redmond** and 1.5 each by **Brian Asamoah**, **Nik Bonitto** and **Perrion Winfrey**). Asamoah led the team with a career-high 14 tackles (eight solo) and forced a fumble that was recovered by Bonitto (his third recovery of the season). **Delarrin Turner-Yell** recorded his second interception of the season and third of his career.

► Kicker **Gabe Brkic**, who entered the game 17 for 20 on field goals on the season, missed both of his attempts (from 51 and 40 yards). It marked the only time of Brkic's three-year career he missed two field goals in a game.

HOME IS WHERE THE "W" IS

► Oklahoma is 133-12 (.917) at Gaylord Family — Oklahoma Memorial Stadium since the start of the 1999 season, giving the Sooners two more Big 12 championships during the period (14) than home defeats. It is the best home winning percentage among Power 5 programs over the last 23-plus seasons (Ohio State is next at .896). OU has outscored its opponents by an average of 43-18 in those games.

► The Sooners have posted 144 straight sellouts of originally scheduled home games dating back to the start of the 1999 season (**Bob Stoops'** first as head coach). Only Nebraska (FBS-record 387) has a longer current streak.

► OU has recorded 41 unbeaten seasons at home, including 15 in the last 23 years.

NOTING THE OFFENSE

► Despite ranking 122nd nationally in average time of possession, Oklahoma is tied for 17th with its 2.8 plays per game of at least 30 yards.

► OU has scored on 25 of its 29 red zone opportunities this season (20 touchdowns and five field goals).

► Quarterback **Dillon Gabriel** has completed 129 of 201 passes (64.2%) this season for 1,766 yards, 14 touchdowns and just one interception. He has also rushed for 180 net yards and three touchdowns, including a 61-yard score at Nebraska. Gabriel ranks 17th nationally in passing efficiency rating (160.0), 21st in yards per completion (13.7), 23rd in yards per pass attempt (8.8), 41st in passing yards per game (252.3) and 43rd in passing TDs despite exiting OU's game at TCU in the second quarter and missing the game against Texas due to injury.

► Gabriel's 167 pass attempts before his first interception (two games ago vs. Kansas) were the most by a player to start an OU career, more than doubling the previous record of 80 set by **Jalen Hurts** in 2019. The total also represented the third most consecutive passes attempted without an INT in school history (**Baker Mayfield** had a streak of 200 and **Jason White** had 194).

► Senior running back **Eric Gray** leads an OU rushing attack that averages 217.5 yards per game, 4.9 yards per carry and 2.3 touchdowns per game. Gray ranks seventh nationally with his 6.8 yards per carry, ranks fourth in the Big 12 (19th nationally) with his 99.5 rushing yards per game and paces the team with his six rushing TDs. He ran for 102 yards against UTEP, 71 versus Kent State, 113 at Nebraska, 114 against Kansas State, 60 at TCU, 59 against Texas, 176 against Kansas and 101 at Iowa State. Freshman **Jovantae Barnes** ranks second on the team with his 316 rushing yards (45.1 per game) and averages 4.4 yards per carry. He turned in a 100-yard, two-touchdown game at TCU. Barnes and redshirt junior **Marcus Major** are tied for second on the team with four rushing TDs. Major, who also has a receiving score, is averaging 34.0 rushing yards per game and 4.1 yards per rush.

► Gray and junior receiver **Marvin Mims Jr.** rank fourth and 12th in the Big 12 in all-purpose yards per game with their 114.4 and 84.9 respective averages.

► Oklahoma has scored touchdowns on 34 offensive possessions this season, and only 14 of those TD drives have taken longer than two minutes of game clock (59% of TD drives have taken less than 2:00). Five of those TD drives that lasted longer than 2:00 came in the game against Kansas. Only five of the others took more than three minutes (83% of TD drives have taken less than 3:00). OU's 34 touchdown drives this season have averaged 7.0 plays, 65.3 yards and 2:01 of game clock.

GETTING DEFENSIVE

► Oklahoma is tied for 11th nationally with its 60 tackles for loss and ranks 13th with its 241 TFL yardage. OU ranks 11th nationally by averaging 7.5 TFLs per game.

FOLLOW THE LEADER

Oklahoma leads all FBS programs in the following categories:

- Heisman Trophy winners (7; tied)
- Conference championships (50)
- Conference championships since 2000 (14)
- 10-plus-win seasons (41; tied)
- 11-plus win seasons (27)
- 10-plus win seasons since 2000 (18)
- AP top-five finishes (33)
- Wins since end of World War II (689)
- Consensus All-Americans since 1950 (80)
- Heisman finalists over last 22 years (10)
- Points scored since 1999 (12,073)
- No. 1 overall NFL Draft picks since 2010 (3)
- Consecutive years with at least four NFL Draft picks (15)

MIMS JR. WELL-RECEIVED

OU's **Marvin Mims Jr.** is one of four true juniors nationally who led their team in receiving yards in 2020 and 2021 and is doing it again in 2022.

PLAYER	SCHOOL
Jordan Addison	Pitt/USC
Nathaniel Dell	Houston
Quentin Johnson	TCU
Marvin Mims Jr.	Oklahoma

2022 HONORS

DILLON GABRIEL (R-JR., QB)

Big 12 Newcomer of the Week (9/12, 10/17)
Maxwell Award Watch List
Davey O'Brien Award Watch List
Walter Camp POY Watch List
Johnny Unitas Golden Arm Award Watch List
Big 12 Preseason Newcomer of the Year

ERIC GRAY (SR., RB)

Doak Walker Award Watch List

ANTON HARRISON (JR., OL)

Outland Trophy Watch List

KASEY KELLEHER (R-5TH YR., LS)

Patrick Mannelly Award Watch List

JONAH LAULU (R-SR., DL)

Polynesian College Football Player of the Year
Award Watch List

MARVIN MIMS JR. (JR., WR)

Fred Biletnikoff Award Watch List
Wuerffel Trophy Watch List
Paul Hornung Award Watch List
Earl Campbell Award Watch List

CHRIS MURRAY (5TH YR., OL)

Rotary Lombardi Award Watch List

JALEN REDMOND (R-JR., DL)

Chuck Bednarik Award Watch List

DRAKE STOOPS (R-SR., WR)

William V. Campbell Trophy Semifinalist

MICHAEL TURK (R-5TH YR., P)

Big 12 Special Teams Player of the Week (10/31)
Ray Guy Award Watch List
Preseason All-Big 12 Team

DAVID UGWOEGBU (SR., LB)

Butkus Award Watch List

THEO WEASE (R-JR., WR)

Earl Campbell Award Watch List

BRAYDEN WILLIS (R-JR., WR)

Mackey Award Watch List

► Senior linebacker **David Ugwoegbu** and sophomore linebacker **Danny Stutsman** rank third and fourth in the Big 12 with their 68 and 67 respective total tackles.

► Forty-nine of Ugwoegbu's 68 tackles (72%) have come over the last five games. His career-high 15 tackles against Kansas State were the most by a Sooners since the 2018 season, and he followed that output with 10 stops at TCU, 10 against Texas and eight against Kansas. He has made at least six tackles in every game this season. Ugwoegbu has also notched 5.0 tackles for loss, 2.0 sacks, two QB hurries and was credited with the tackle on OU's safety against Kent State.

► Stutsman also leads the team with 8.5 TFLs and has notched 1.5 sacks and three pass breakups. He established then-career highs in tackles in each of the first two games, logging nine stops against UTEP and 12 (4.0 TFLs) against Kent State before making 10 tackles against Kansas State and a career-high 13 against Texas. He has recorded at least seven stops in six of eight games and double-digit tackles three times. Prior to his performance vs. Kent State, the last Sooners to register four TFLs in a game was **Ronnie Perkins** at Baylor in 2019.

► Sophomore safety **Billy Bowman** set career highs in tackles each of the first two weeks (nine vs. UTEP and 11 vs. Kent State) and has registered at least nine tackles in three of his five full games this season. Against Kent State, he forced and recovered a fumble on the same play. He entered the TCU game ranked fourth in the league with 33 stops, but missed nearly three full games with an injury (he left the TCU game in the first quarter and did not return). He returned to action at Iowa State and tallied two assisted tackles.

► Fifth-year senior and cheetah linebacker **DaShaun White** ranks third on the team with 49 total tackles and third in QB hurries (three), but is tied with Bowman for the team lead with four pass breakups. He has also recorded 3.0 TFLs and one sack. White notched his first career interception in the game against Kansas and established a career high with 14 tackles at Iowa State.

► Junior defensive end **Reggie Grimes** leads the Sooners with 4.0 sacks (totaling 31 lost yards) and is second on the team with 6.0 tackles for loss (totaling 36 lost yards) and. Six of his 14 tackles this season have been for lost yardage.

► OU has registered an interception in six of its eight games this season (in each of the first three and in the last three) and has nine interceptions overall. The Sooners intercepted three passes at Iowa State, their first game with three interceptions since the 2020 Cotton Bowl vs. Florida and the second time in three meetings against Iowa State they picked off three passes (also in the 2020 Big 12 Championship).

► Freshman DB **Gentry Williams** intercepted a pass in the end zone in the fourth quarter of the season opener against UTEP, redshirt senior DB **Justin Harrington** notched his first career interception against Kent State and junior DB **Key Lawrence** hauled in his first career pick in the end zone at Nebraska. Senior DB **C.J. Coldon** notched his first interception at OU (had two while at Wyoming) against Texas and had another vs. Kansas. Stutsman (first career INT), **Woodi Washington** and **Justin Broiles** all recorded their first interceptions of the season at Iowa State.

BALANCED OFFENSE NOTHING NEW

► Oklahoma has totaled at least 200 rushing yards and 200 passing yards in four of its eight games this season (259 rushing and 233 passing vs. UTEP; 312/268 vs. Nebraska; 220/330 vs. Kansas State; 298/403 vs. Kansas). OU has gained at least 200 rushing yards and 200 passing yards in 50 of 100 games since the start of the 2015 season (50% of its contests over the last seven-plus seasons). The Sooners have also rushed for at least 250 yards 38 times in the same span.

MARVELOUS MARVIN

► Through eight games this season, junior wide receiver **Marvin Mims Jr.** ranks ninth in the Big 12 with his 16.4 yards per catch and fourth in receiving yards (558), despite ranking 10th in the league with his 4.2 receptions per game. He also would lead the country by averaging 19.7 yards per punt return (118 yards on six returns) if he met the minimum of 1.2 punt returns per game to qualify in the category.

► Mims is one of 11 players nationally (one of four true juniors; see chart on page 3) who led their team in receiving yards in 2020 and 2021 and is doing it again this season (558 yards). In his 32 career games (19 starts) he has 105 receptions for 1,873 yards and 17 touchdowns and 35 rushing yards on five carries. Mims has also returned 29 punts for 349 yards (12.0 average) and three kickoffs for 70 yards (23.3 average). He has five career games with two TD receptions, including Sept. 10 vs. Kent State.

► Mims has 15 career receptions of at least 40 yards (registered a 42-yard catch in the season opener against UTEP, a 58-yard TD reception against Kent State and a 50-yard TD against Kansas State). **CeeDee Lamb** (2017-19) holds the school record with 21 receptions of 40 or more yards. Mims also has nine career receptions of 50 or more yards, and eight of those have gone for touchdowns.

► Mims registered 32 receptions for 705 yards and five TDs as a sophomore last season. As a freshman in 2020, he led the team with 610 yards and nine touchdowns on 37 receptions. His nine TD catches tied for most in the Big 12, matched the Big 12 record for a true freshman and established a school freshman record. He also became the first OU wide receiver to earn FWAA Freshman All-America honors, and was a second-team All-Big 12 pick by the league's coaches and media.

VENABLES BY THE NUMBERS

Brent Venables was hired as OU's 23rd head coach on Dec. 5, 2021. Here's a look at some of his many accomplishments:

- 0** Losing seasons in his 26 years as a full-time assistant coach (teams finished no worse than 7-5)
- 3** National championships (2000 at Oklahoma; 2016 and '18 at Clemson)
- 3** Butkus Award winners (OU's Rocky Calmus [2001] and Teddy Lehman [2003]; Clemson's Isaiah Simmons [2019])
- 4** Consecutive years Clemson led the nation in tackles for loss (2013-16; also led country in 2018 and was second in 2019 and '20).
- 8** National championship game appearances (2000, '03, '04 and '08 at OU; 2015, '16, '18 and '19 at Clemson)
- 8** Times Clemson finished in the top 15 nationally in total defense the last 8 years
- 10** College Football Playoff games (6 semifinals and 4 championship games) over the last 7 seasons with Clemson
- 10** Clemson led the nation in sacks, tackles for loss and opponent 3rd-down conversion percentage over his 10 years with the program
- 13** Number of conference championships (7 at OU, 6 at Clemson)
- 18** Consensus All-America honors collected by his players (12 at OU)
- 22** Times his 26 teams won at least 10 games
- 57** Number of his defensive players picked in the NFL Draft (12 first-rounders)
- 290** Wins as an assistant coach (against just 57 losses; .836)

collegepressbox

Collegepressbox is the official media website for Division I football. Access and download game notes, quotes, statistics, media guides, headshots, logos and more for all FBS schools, conferences, postseason games, awards and the College Football Playoff. For access, please register for an account at collegepressbox.com/register

**POWER FIVE CONFERENCE
TITLES SINCE 2000**

1. Oklahoma	14
2. Ohio State	11
3. Alabama	8
4. Clemson	7
Florida State	7
7. USC	6
8. LSU	5
9. Michigan	4
Virginia Tech	4
11. Nine programs	3

**FINAL AP TOP-25 APPEARANCES
SINCE 2000**

1. Oklahoma	20
2. Ohio State	19
3. Georgia	17
LSU	17
5. Alabama	16
Clemson	16
7. Wisconsin	15
8. Florida State	14
Michigan	14
Oregon	14
Texas	14

HEISMAN FINALISTS SINCE 2000

1. Oklahoma	10
2. Alabama	9
3. Ohio State	5
Stanford	5
Florida	4
5. USC	4

MOST TDs SINCE 2015

1. Alabama (108 games)	583
2. Oklahoma (100 games)	553
3. Ohio State (97 games)	542
4. Clemson (107 games)	532
5. Memphis (98 games)	480

ACTIVE BOWL STREAKS

1. Georgia	25
2. Oklahoma	23
3. Wisconsin	20
4. Alabama	18
5. Clemson	17

**MOST ALL-TIME 10-OR-MORE-WIN
SEASONS**

1. Oklahoma	41
Alabama	41
3. Michigan	30
4. Ohio State	29
5. Nebraska	27
USC	27

**MOST WINS SINCE END OF
WORLD WAR II (1946-PRESENT)**

1. Oklahoma	689
2. Alabama	653
3. Ohio State	647
4. Penn State	629
5. Texas	614
6. Michigan	605
Georgia	605
8. Nebraska	602
9. USC	589
10. Tennessee	579

► Mims set the Texas high school state record for receiving yards in a career (5,485) and in a season (2,629 to go along with 32 touchdowns on 117 catches as a senior). He played at Lone Star High School in the city of Frisco.

TOUCH OF GRAY

► Senior running back **Eric Gray** ranks seventh nationally by averaging 6.8 yards per carry. He also ranks 19th nationally (fourth in Big 12) by averaging 99.5 rushing yards per game and with his 796 rushing yards. Also a receiving threat, he has caught 16 passes for 119 yards (7.4 average). His 114.4 all-purpose yards per game rank as fourth most in the Big 12 and 43rd most nationally.

► Gray is tied for eighth nationally with his 28 carries of at least 10 yards and is tied for 13th with his eight carries of at least 20 yards this season. Twenty-one of his 10-plus-yard carries have come in the last five games.

► Gray rushed for 102 yards vs. UTEP, 71 against Kent State, 113 at Nebraska, 114 vs. Kansas State, a personal OU-best 176 yards against Kansas and 101 yards at Iowa State. He rushed for two touchdowns at Nebraska, another at TCU and two more TDs against Kansas.

► In 21 games at Oklahoma, Gray has rushed for 1,208 yards and eight touchdowns on 195 carries (6.2 average) and notched 348 yards and two scores on 39 receptions. For his career, which includes 1,311 rushing yards and eight TDs and 369 receiving yards and three TDs over 22 games at Tennessee, Gray has totaled 2,519 rushing yards, 717 receiving yards and 21 total touchdowns (16 rushing, five receiving).

WILLIS IS MR. VERSATILE

► Fifth-year senior tight end **Brayden Willis** has shown his versatility on the field this season by handling the football in a variety of ways. He leads the team with five touchdown receptions and ranks second with 22 catches and 320 receiving yards. He has also thrown a touchdown pass and rushed eight times for 18 yards.

► A part-time quarterback during his high school senior season (passed for 521 yards and four touchdowns), Willis completed his only collegiate pass attempt for a 24-yard touchdown to **Marcus Major** in OU's win at Nebraska. As a result of starting QB **Dillon Gabriel's** absence against Texas, Willis lined up as a wildcat quarterback, rushing seven times for 18 yards. Against Kansas, he registered a career-high 102 yards and a 26-yard touchdown catch on five receptions. It was his first career 100-yard receiving game (previous high was 81 at TCU on Oct. 1). His five receptions tied a career high (also had five vs. Kansas State on Sept. 24).

► An Arlington, Texas, product, Willis has made 58 career receptions for 804 yards and 11 touchdowns (13.8 yards per catch). His 21 receptions, 320 yards and five TDs this season all represent career highs. His career-long 78-yard reception also came this year, at TCU.

► Willis also contributes on multiple special teams units (primarily this season on kickoff return and placekicks). In 2021, he made two special teams tackles, and as a true freshman in 2018, blocked a punt against Kansas that was returned for a touchdown by teammate **Curtis Bolton**.

TURK'S KEY LEG

► Ray Guy Award semifinalist **Michael Turk** did things last season that no other punter in program history had, and is off to a strong start in 2022. Turk leads the Big 12 and ranks sixth nationally with his 45.8 yards per punt. He has 13 punts of at least 50 yards, including five 60-yarders (long of 61).

► In his first year at OU in 2021, Turk set a single-season school record by averaging 51.2 yards per punt, smashing the previous mark of 47.8 yards by **Jack Jacobs** in 1940. In fact, entering 2021, the NCAA single-season record for punting average (min. 30 punts) was 51.0 by Texas A&M's Braden Mann in 2018. Turk surpassed that figure in 2021, but at 51.17 yards per punt he finished just behind San Diego State's Matt Araiza, who averaged 51.19 yards per punt on the year.

► Twenty of Turk's 35 punts in 2021 (57.1%) went at least 50 yards, and eight went at least 60. His 85-yarder vs. Texas was the FBS' second longest of the season and tied for the fourth longest over the last 10 years, and tied for the third longest in Oklahoma history.

► Turk holds five of the top 14 single-game punting averages (min. three punts) in OU annals, including the best and third-best marks (59.7 vs. TCU and 58.0 vs. Texas last season).

► Turk transferred to Oklahoma from Arizona State in August 2021 and promptly earned the starting job. No other punter played for the Sooners last season.

► The 2019 and '20 first-team All-Pac-12 selection averaged 46.2 yards per punt over the last two seasons at ASU and totaled 28 boots that went at least 50 yards. In 2019, he set the FBS single-game record by averaging 63.0 yards (on five punts) vs. Kent State in the season opener.

► Combining his time at ASU and OU, Turk is averaging 45.8 yards per punt (10,093 yards on 220 punts). The FBS career record (min. 150 punts) is 46.3 yards by West Virginia's Todd Sauerbrun (1991-94).

NOTING THE NEWBIES

► Thirty-six players (32 of them first-year Sooners) have made their first appearance in an OU uniform this season. The 32 newcomers who have seen the field this year are redshirt seniors **Jeffery Johnson** (DL), **C.J. Cordon** (DB), **Kyle Ergenbright** (OL), **Jonah Lauulu** (DL) and **Daniel Parker** (TE), senior **Trey Morrison** (DB), redshirt juniors **Davis Beville** (QB), **Dillon Gabriel** (QB) and **McKade Mettauer** (OL), redshirt sophomores **LV Bunkley-Shelton** (WR), **Tyler Guyton** (OL) and **J.J. Hester** (WR), sophomores **General Booty** (QB) and **Tawee Walker** (QB) and freshmen **Nic Anderson** (WR), **Jovantae Barnes** (RB), **Dallas Dudley** (WR), **Nick Evers** (QB), **Gavin Freeman** (WR), **Jayden Gibson** (WR), **Gracen Halton** (DL), **Kaden Helms** (TE), **Jaren Kanak** (LB), **Jason Llewellyn** (TE), **Jayden Rowe** (DB), **Gavin Sawchuk**

BIG 12 CHAMPIONSHIPS WON

SCHOOL	TOTAL	YEARS
Oklahoma	14	('00, '02, '04, '06-08, '10, '12, '15-20)
Baylor	3	('13-14, '21)
Texas	3	('96, '05, '09)
Kansas State	2	('03, '12)
Nebraska	2	('97, '99)
Colorado	1	('01)
Oklahoma State	1	('11)
TCU	1	('14)
Texas A&M	1	('98)

BEST RECORDS SINCE 2015

SCHOOL	RECORD
1. Alabama	99-9
2. Clemson	97-10
3. Ohio State	86-10
4. Oklahoma	82-17
5. Georgia	83-18

2022 WEEKLY TEAM CAPTAINS

Oklahoma's 2022 team captains are chosen on a weekly basis. OU's five captains for the Baylor game are:

No.	Name	Class	Pos.
94	Isaiah Coe	R-Jr.	DL
66	Robert Congel	R-Sr.*	OL
3	Jalil Farooq	So.	WR
8	Jonah Lauulu	R-Sr.	DL
24	Marcus Major	R-Jr.	RB

*Super senior

Game 1: Justin Broiles, Dillon Gabriel, David Ugwoegbu, DaShaun White, Brayden Willis

Game 2: Eric Gray, Reggie Grimes, Chris Murray, Woodi Washington, Theo Wease

Game 3: Billy Bowman, Anton Harrison, Drake Stoops, Danny Stutsman, Michael Turk

Game 4: Jaden Davis, Ethan Downs, Jeffery Johnson, Marvin Mims, Andrew Raym

Game 5: Jordan Kelley, Jonah Lauulu, McKade Mettauer, Daniel Parker

Game 6: Justin Broiles, Chris Murray, David Ugwoegbu, DaShaun White, Brayden Willis

Game 7: Ethan Downs, Eric Gray, Kasey Kelleher, Drake Stoops, Woodi Washington

Game 8: Reggie Grimes, Anton Harrison, Marvin Mims, Andrew Ray, Danny Stutsman

VENABLES' TOP-10 2022 CLASS COMPRISED OF 21

Head coach Brent Venables' first Oklahoma recruiting class featured 21 scholarship players — 16 during the December signing period and five more in February. The class ranked No. 8 nationally by 247Sports, On3 and Rivals, and No. 9 by ESPN. OU's class ranked fifth best nationally by On3 in terms of average player ranking.

Of the 21 signees, 19 were ranked as four-star prospects on a five-star scale by 247Sports, ESPN, On3 or Rivals, while two others received three-star designation from at least one of those outlets.

All 21 signees were high schoolers and hail from eight states: six from Texas, four each from Oklahoma and Florida, two each from California and Nevada, and one each from Colorado, Kansas and Nebraska.

2022 OU RECRUITING CLASS

No.	Name	Class	Pos.
4	Nic Anderson*	Fr.	WR
2	Jovantae Barnes*	Fr.	RB
16	Jamarrien Burt	Fr.	DB
7	Nick Evers*	Fr.	QB
1	Jayden Gibson*	Fr.	WR
56	Gracen Halton	Fr.	DL
18	Kaden Helms*	Fr.	DL
45	Kevonte Henry	Fr.	DL
7	Jaren Kanak*	Fr.	LB
10	Kip Lewis*	Fr.	LB
87	Jason Llewellyn*	Fr.	TE
11	Kobie McKinzie*	Fr.	LB
86	Cedric Roberts	Fr.	DL
27	Jayden Rowe	Fr.	DB
27	Gavin Sawchuk	Fr.	RB
76	Jacob Sexton	Fr.	OL
3	Robert Spears-Jennings*	Fr.	DB
91	Alton Tarber	Fr.	DL
79	Jake Taylor	Fr.	OL
32	R Mason Thomas	Fr.	DL
24	Gentry Williams	Fr.	DB

*Mid-year enrollee

(RB), **Robert Spears-Jennings** (DB), **Peter Schuh** (DB), **Jacob Sexton** (OL), **Jake Taylor** (OL), **R Mason Thomas** (DL) and **Gentry Williams** (DB).

FIRST-TIME STARTERS

► Fourteen players have made their first OU starts this season. Against UTEP, they were redshirt senior transfer **Jeffery Johnson** (DL; started 44 games at Tulane), redshirt senior **Jordan Kelley** (DL), redshirt junior transfers **Dillon Gabriel** (QB; started 25 games at UCF) and **McKade Mettauer** (OL; started 28 games at Cal), redshirt sophomore transfer **Tyler Guyton** (OL; started one game at TCU as an H-back) and sophomores **Ethan Downs** (DE) and **Danny Stutsman** (LB). Versus Kent State they were redshirt junior **Isaiah Coe** (DL) and sophomore **Jalil Farooq** (WR), at Nebraska, sophomore **Diamond Harmon** (DB) made his first career start and against Kansas State, **Wanya Morris** (OL; started 19 games at Tennessee) made his first start as a Sooner. **Davis Beville** (QB) made his first career start, **Trey Morrison** (DB; started 41 games at North Carolina) started against Texas, and Jonah Lauulu (DL; started 18 games at Hawai'i) started this past Saturday at Iowa State.

VENABLES NAMED OU'S 23RD HEAD COACH

► A former 13-year Oklahoma assistant coach who won a national championship with the Sooners and two more with Clemson during an ultra-successful 10-year stint as defensive coordinator, **Brent Venables** was named OU's 23rd head football coach Dec. 5. The 51-year-old Venables served as co-defensive coordinator and linebackers coach at OU from 1999-2003 and as associate head coach, defensive coordinator and linebackers coach from 2004-11 under former head coach **Bob Stoops**. Venables has coached in eight national championship games between his time at OU and Clemson, winning titles with the Sooners in 2000 and Tigers in 2016 and 2018.

► In 26 years as a full-time assistant coach, Venables' teams posted 26 winning seasons, won 13 conference titles, went to 30 bowl games (includes four College Football Playoff National Championship games) and won at least 10 games 21 times.

► Over the last 10 seasons at Clemson (excluding the 2021 Cheez-It Bowl, in which Venables did not coach), the Tigers ranked first nationally in sacks (445; next most is 392), tackles for loss (1,147) and opponent third-down conversion percentage (30.2%), second in opponent pass efficiency rating (111.1) and takeaways (244; tied), third in scoring defense (17.8 ppg) and opponent completion percentage (53.3), fourth in total defense (311.4 ypg) and pass defense (190.5 ypg), fifth in interceptions (148) and sixth in rushing defense (120.9 ypg). They won conference titles each year from 2015-20.

► From 1999-2011, Venables helped Oklahoma to the 2000 national championship, three other national championship game appearances (2003, '04 and '08) and seven Big 12 titles.

► Venables has received national accolades for his coaching and recruiting. He received the Frank Broyles Award in 2016 as the nation's top assistant coach after being named a finalist in 2015 and also in 2006 when the Sooners led the Big 12 in total defense and scoring defense. He was named FootballScoop's Defensive Coordinator of the Year in 2014 and Rivals.com's Recruiter of the Year in 2015.

SEVEN 2022 NFL DRAFTTEES

► Oklahoma had seven players picked in the 2022 NFL Draft, tied for its second most since the 2005 season. Its first four selections were defensive players, the first time for that feat since 1984. Outside linebacker **Nik Bonitto** was selected in the second round by the Denver Broncos. He was followed by linebacker **Brian Asamoah** in the third round (Minnesota Vikings), defensive lineman **Perrion Winfrey** in the fourth round (Cleveland Browns), safety **Delarrin Turner-Yell** in the fifth round (Denver), wide receiver **Michael Woods II** in the sixth round (Cleveland), defensive end **Isaiah Thomas** in the seventh round (Cleveland) and offensive lineman **Marquis Hayes** in the seventh round (Arizona Cardinals). Since 2000, 111 Sooners have been selected, which is 36 more than the next-closest Big 12 program during that span (Texas, 75).

OU'S BIG 12 DOMINATION

► Oklahoma's win over Iowa State in the 2020 Big 12 Championship resulted in the Sooners' sixth straight Big 12 title and 14th since 2000 (no other program has won more than two during the span). For perspective, the two Power Five programs with the next most conference titles this millennium are Ohio State (11 in Big Ten) and Oregon (eight in Pac-10/Pac-12).

► OU's 14 Big 12 titles are 11 more than the program with the next most. Baylor and Texas have each won three Big 12 championships and are followed by Kansas State and Nebraska (two each), and Colorado, Oklahoma State, TCU and Texas A&M (one each). Colorado and Nebraska left the Big 12 after the 2010 season and Texas A&M departed after the 2011 campaign.

► Since 2010, OU has won eight Big 12 titles and is followed by Baylor (three) and Kansas State, Oklahoma State and TCU (one each).

► Since 2000, OU has won more Big 12 championships (14) than it has lost home games (12).

► Oklahoma is the only program to win at least three straight Big 12 titles, and it has done so twice (2006-08 and 2015-20). Baylor (2013-14) is the only other program to win two Big 12 championships in a row.

► At 11-1, the Sooners are the only program with a winning record in Big 12 Championship games. Texas (3-3) and Baylor (1-1) have the next best marks.

► Since the start of the 2015 season, OU has posted a 54-10 (.844) record in regular season Big 12 play. The next best mark during the stretch is 43-21 (.672) by Oklahoma State.

► Every OU freshman class from 1999-2019 has won at least one Big 12 championship and all but the 2011 and 2020 freshman classes have won at least two. The 2015, 2016 and 2017 freshman classes each won four Big 12 titles.

CFP APPEARANCES

Oklahoma has made four appearances in the eight-year history of the College Football Playoff, all in the last seven seasons. It is the only Big 12 program to qualify for the event.

PROGRAM	CFPs
Alabama	7
Clemson	6
Oklahoma	4
Ohio State	4
Georgia	2
Notre Dame	2

SOONERS WHO HAVE GRADUATED

DAVIS BEVILLE (R-JR., QB)

Marketing

JUSTIN BROILES (R-SR., DB)

African and African American studies

ROBERT CONGEL (R-SR., OL)

Urban and regional development (bachelor's)
Organizational leadership (master's)

KYLE ERGENBRIGHT (R-SR., OL)

Finance

ERIC GRAY (SR., RB)

Multidisciplinary studies

JEFFERY JOHNSON (SR., DL)

Health and wellness

KASEY KELLEHER (R-SR., LB)

Human relations

JORDAN KELLEY (R-SR., LS)

Criminology

TREY MORRISON (SR., DB)

Exercise and sport science

MICHAEL TURK (R-SR., P)

Liberal studies

DASHAUN WHITE (SR., LB)

Human relations

BRAYDEN WILLIS (SR., TE)

Economics

^ Denotes "super senior"

CALMUS, HEUPEL, SELMON ON COLLEGE HALL OF FAME BALLOT

The National Football Foundation (NFF) and College Hall of Fame announced the 2023 ballot for induction into the College Football Hall of Fame on June 6 and former University of Oklahoma standouts Rocky Calmus, Josh Heupel and Dewey Selmon earned spots among the 80 players listed on the College Hall of Fame from the Football Bowl Subdivision.

One of the nation's top defenders during OU's return to prominence at the beginning of head coach Bob Stoops' tenure, Calmus defined his position. The linebacker earned AP Big 12 Defensive Player of the Year and first-team All-America honors in 2000, won the Butkus Award as the nation's top linebacker as a senior in 2001 and was a finalist for the Nagurski and Bednarik Awards (given to the nation's best defender) and the Lombardi Award (country's top interior player).

The runner-up for the 2000 Heisman Trophy, Josh Heupel became Oklahoma's first consensus All-America quarterback and the first Sooners signal-caller to earn All-America honors since Jack Mildren in 1971. A junior college transfer, Heupel was one of Bob Stoops' first OU recruits and is largely credited with turning an offense that statistically ranked as one of the worst in the nation before his arrival into one of the country's most explosive.

One part of the famed and feared Selmon brothers defensive line trio for Oklahoma's vaunted defenses of the early and mid-1970s, Dewey Selmon starred at both defensive tackle and nose guard. In his four years on campus, the Sooners posted a 43-2-1 record, won four straight Big Eight championships and captured national titles his junior and senior seasons of 1974 and '75. In a 16-13 win over Texas in 1974, he registered 22 tackles, which still stands as the single-game school record by a defensive lineman.

HEISMAN U

► Quarterbacks **Baker Mayfield** and **Kyler Murray** became Oklahoma's sixth and seventh Heisman Trophy winners in 2017 and '18, respectively, moving the Sooners into a tie with Notre Dame and Ohio State for the most Heisman winners. Other OU winners were QB **Sam Bradford** in 2008, QB **Jason White** in 2003, RB **Billy Sims** in 1978, RB **Steve Owens** in 1969 and RB **Billy Vessels** in 1952.

► Quarterback **Jalen Hurts** was the 2019 Heisman Trophy runner-up and became Oklahoma's 11th Heisman finalist, tied with Alabama for most of any school (finalists were first named in 1982). Miami (Fla.) ranks third with nine finalists, Florida ranks fourth with eight and Ohio State ranks fifth with seven.

► OU boasts a nation-leading 10 Heisman finalists in the last 21 years (since 2000). Alabama ranks second with nine while Ohio State and Stanford rank third with five each.

► Oklahoma is the only program to ever produce five Heisman finalists in a four-year period (Hurts in 2019 [runner-up], Murray in 2018 [won], Mayfield in 2017 [won] and Mayfield [finished third] and receiver **Dede Westbrook** [finished fourth] in 2016). With Mayfield's and Murray's wins, OU is the only program to produce different quarterback winners in consecutive seasons.

► OU is tied for the most Heisman runners-up, as well (six). OU's second-place Heisman finishers were **Kurt Burris** (1954), **Greg Pruitt** (1972), **Sims** (1979), **Josh Heupel** (2000), **Adrian Peterson** (2004) and Hurts (2019).

► Oklahoma has produced four Heisman Trophy winners in the last 19 years. Only four other programs have produced four winners ever (Notre Dame and Ohio State seven, USC six and Alabama four).

► An OU quarterback finished in the top four of Heisman voting in five consecutive years (Mayfield fourth in 2015, third in 2016 and first in 2017; Murray first in 2018; Hurts second in 2019).

COLLEGE FOOTBALL'S BEST

► During the modern era of college football (since the end of World War II), the Sooners are the nation's No. 1 team with more wins (689) than any other program (next most is 653 by Alabama).

► OU has finished in the top 5 of the AP poll a nation-leading 33 times.

► OU leads all FBS programs with 50 all-time conference championships. The rest of the top five includes Nebraska (46), Michigan (43), Ohio State (39) and USC (37). The Sooners' 14 league titles since 2000 are the most among Power Five programs (Ohio State ranks second with 11).

► No program has more all-time 10-win seasons than Oklahoma, which is tied with Alabama with 41 (OU has a nation-leading 18 10-win campaigns since 2000). In addition, OU's 27 seasons with at least 11 wins are the most in college football history.

► Since former head coach **Bob Stoops** arrived in Norman in 1999, OU leads the country with its 12,073 points scored, which is 538 more than second-place Boise State (11,535) and 967 more than third-place Oregon (11,106).

► OU's 80 consensus All-Americans since 1950 are the most nationally (Alabama ranks second with 74 and Ohio State third with 72). Since 2000, the Sooners have produced 30 consensus All-Americans, second only to Alabama.

► OU is the only program that has produced at least four NFL Draft picks each of the last 15 years.

EXTRA POINTS

► A win over Baylor would make Oklahoma bowl eligible. OU owns the nation's second-longest active streak of bowl appearances at 23. The next-longest streak in school history was eight (1975-82).

► Among players who have thrown at least five touchdown passes, OU quarterback **Dillon Gabriel** ranks fifth nationally this season in touchdown/interception ratio. He has thrown for 14 TDs and has just one interception.

► Oklahoma and Baylor are tied for second in the Big 12 with nine interceptions each (Kansas State has 11). OU registered three interceptions Saturday at Iowa State while BU recorded five at Texas Tech. Eight Sooners and eight Bears have accounted for their team's nine pickoffs.

► In his first season as OU's placekicker, redshirt sophomore **Zach Schmit** is 8 for 9 on field goal attempts and has made all 34 of his PAT tries. He is 3 for 3 on field goal attempts beyond 40 yards (long of 44). His lone miss came at Nebraska (a 39-yarder). He also scored a touchdown on a fake field goal last week at Iowa State and totaled 15 points in the game (made field goals of 41 and 34 yards and converted all three PATs).

► OU's **Brayden Willis** is tied for fifth nationally among tight ends with five receiving touchdowns.

► Since the start of the 2017 season, Oklahoma ranks first in the Big 12 and fifth nationally with its 83.2% success rate on field goal attempts (104 for 125). During the same period, the Sooners rank first nationally in kicking points per game (9.6) and fourth in PAT conversion percentage among teams with at least 225 attempts, converting 396 of 398 tries (99.5%).

► Forty-seven of OU's 115 players (41%) are new to the program this season, while 60 players (52%) had never played in a game for the Sooners prior to the opener vs. UTEP. Of the 47 new players, 24 are on offense, 20 are on defense and three are special-teamers (one kicker, one punter and one long snapper).

► Since 2000, OU is the only Power 5 program in the country that has not had a losing record in any season.

► Since the start of the 2012 season, OU is 84-5 when scoring at least 35 points and 73-3 when scoring at least 40.

► OU has won 81 straight games when holding opponents to 23 or fewer points. The last time OU held an opponent to 23 or fewer points and lost was in 2009 (fell 10-3 at Nebraska on Nov. 7).

► The Sooners are tied for third with their four College Football Playoff appearances (2015, 2017, 2018 and 2019).

SOONERS FIFTH IN ALL-TIME WINS


PROGRAM	RECORD
1. Michigan	984-352-36
2. Ohio State	950-329-53
3. Alabama	949-333-43
4. Notre Dame	934-334-42
5. Oklahoma	933-334-53
Texas	933-388-33
7. Penn State	915-406-42
8. Nebraska	911-414-40
9. Tennessee	864-408-53
10. USC	863-362-54

MOST CONFERENCE TITLES

Oklahoma leads all of college football with its 50 conference championships.

PROGRAM	TITLES
Oklahoma	50
Nebraska	46
Michigan	43
Ohio State	39
USC	37

GAYLORD FAMILY OKLAHOMA MEMORIAL STADIUM



OU's \$160 million stadium renovation and modernization project bowled in the south end of the facility and added premium seating and a 62-foot-by-38-foot video board.

OKLAHOMA'S PALACE ON THE PRAIRIE

- Gaylord Family — Oklahoma Memorial Stadium, one of America's most recognized college football cathedrals, is hosting football games for the 100th year this season. Situated on the east side of the Norman campus, this historical facility is the largest sports arena in the state and ranks among the 18 largest on-campus facilities in the nation.
- In 1921, University of Oklahoma students started a movement for construction of a student union. By 1925, the idea had grown to include a combined football stadium/student union. In the original architect's drawings, the north end of the proposed structure was strikingly similar to the present Oklahoma Memorial Union, which eventually was constructed separately when head coach and athletics director Bennie Owen suggested it would be best to raise funds for a union and a stadium.
- The field is named Owen Field after Owen, who became a charter member of the National Football Hall of Fame. The first game played at the site took place Oct. 20, 1923 (a 63-7 win over Washington, Mo.).
- In 1925, the first contest was played in front of the new stands on the west side of the field. The 16,000-seat Oklahoma Memorial Stadium, named in honor of University personnel who died in World War I, was erected at a cost of approximately \$293,000.
- Expansions increased the stadium's capacity to 32,000 (1929), 55,000 (1949), 61,836 (1957), 71,187 (1975), 75,004 (1980), 72,765 (1998), 82,112 (2003) and 83,489 (2016). With last year's widening of aisles and some seats, capacity dropped to 80,126.
- In July, 1970 the original natural grass surface was removed and artificial turf was installed. That tartan turf was replaced with super turf before the 1981 season. Owen Field returned to grass in 1994.

RECENT RENOVATION

- The OU Board of Regents approved a proposal from OU Athletics on June 25, 2014, to proceed with the development of plans and projects for a major renovation and modernization of the stadium at an estimated cost of \$160 million. The project was carried out entirely from Athletics Department-generated capital funds, bond funds and other private sources.
- The first phase of the building project was completed prior to the 2016 home opener with a focus on the south end zone. The most visible aspect is a completed south end zone seating bowl, a feature that initially increased the seating capacity to 83,489. The addition of handrails and some seat and aisle widening in 2019 reduced capacity to 80,126.
- The seating bowl features an expanded concourse, additional restrooms and concessions, and other amenities. The new structure features 22 suites, 60 open-air loge boxes and 1,976 club seats. Club patrons also benefit from two new clubs.
- Among the most unique features of the new south end zone facility are a pair of open-air fan plazas, one each in the southwest and southeast corners. They each measure at slightly more than 3,000 square feet each and feature a view directly to the game field.
- All student-athlete services in the new building were moved to the ground floor. That space, completed this past summer, includes a new locker room, strength and conditioning area, training room, nutrition center, meeting rooms and the equipment operation. The third floor of the building houses all of the football offices and the team's video department.
- The weight room nearly tripled in size to 26,600 square feet and includes a 70-yard turfed, indoor speed and agility training area. The athletic training room also grew substantially to nearly 10,000 square feet.
- A significantly larger and more detailed video board has replaced the old video board above the north end zone for 2018. The new board is 62 feet x 38 feet (2,356 square feet).

STADIUM QUICK FACTS

First Game:	Oct. 20, 1923
Result:	OU 63, Washington (Mo.) 7
OU's Stadium Record:	414-89-16 (.813)
Field Name:	Owen Field
Capacity:	80,126
Surface:	Natural Grass
Record Crowd:	88,308 (11/11/17 vs. TCU)

OU'S STADIUM BESTS

INDIVIDUAL

Rushing Yards:	427, Samaje Perine vs. Kansas, 2014
Passing Yards:	500, Landry Jones vs. Okla. State, 2012
Receiving Yards:	208, Ryan Broyles vs. Colorado, 2010
Tackles:	28, Kenneth Murray vs. Army, 2018
Interceptions:	3 (three players)
Sacks:	5, Cedric Jones vs. Texas Tech, 1994

TEAM

Rushing Yards:	768 vs. Kansas State, 1988
Passing Yards:	512 vs. Oklahoma State, 2012
Total Yards:	829 vs. Kansas State, 1988
Points:	79 vs. North Texas, 2007
First Downs:	44 vs. Oklahoma State, 2012



BRENT VENABLES

**NAMED OU'S 23RD HEAD COACH DEC. 5, 2021 • FORMER K-STATE/OKLAHOMA/CLEMSON ASSISTANT
THREE NATIONAL CHAMPIONSHIPS (ONE WITH OKLAHOMA, TWO WITH CLEMSON)
EIGHT NATIONAL CHAMPIONSHIP GAME APPEARANCES • COACHED IN 32 BOWL GAMES
13 CONFERENCE CHAMPIONSHIPS • THREE-TIME BROYLES AWARD FINALIST (2016 WINNER)**

A former 13-year University of Oklahoma assistant coach who won a national championship with the Sooners and two more with Clemson University during an ultra-successful 10-year stint as defensive coordinator, Brent Venables was named OU's 23rd head football coach Dec. 5, 2021.

The 51-year-old Venables served as co-defensive coordinator and linebackers coach at Oklahoma from 1999-2003 and as associate head coach, defensive coordinator and linebackers coach from 2004-11 under former head coach Bob Stoops. Venables has coached in eight national championship games between his time at OU and Clemson, winning titles with the Sooners in 2000 and Tigers in 2016 and 2018. In 26 years as a full-time assistant coach, Venables' teams posted 26 winning seasons, won 13 conference titles, went to 30 bowl games (includes four College Football Playoff National Championship games) and won at least 10 games 22 times.

Since joining Clemson prior to the 2012 season, Venables constructed one of the nation's top defenses. Over the last 10 years, the Tigers ranked first nationally in sacks (445; next most was 392), tackles for loss (1,159) and opponent third-down conversion percentage (30.2%), second in opponent pass efficiency rating (111.1) and takeaways (244; tied), third in scoring defense (17.8 ppg) and opponent completion percentage (53.3), fourth in total defense (311.4 ypg) and pass defense (190.5 ypg), fifth in interceptions (148) and sixth in rushing defense (120.9 ypg). They won conference titles each year from 2015-20.

Since 2000, Venables has coached eight national award winners and 18 consensus All-Americans. In that time, 57 defensive players under his guidance have been selected in the NFL Draft (12 first-rounders), including 15 linebackers, two of whom were first-round picks.

As a defensive coordinator and linebackers coach, Venables has produced winners of three Butkus Awards (OU's Rocky Calmus in 2001 and Teddy Lehman in 2003, and CU's Isaiah Simmons in 2019), two Nagurski Awards (OU's Roy Williams in 2001 and Derrick Strait in 2003), two Thorpe Awards (Williams in 2001 and Strait in 2003) and one Bednarik Award (Lehman in 2003). And in 2018, Clemson defensive tackle Christian Wilkins was the school's first winner of William V. Campbell Trophy, known as the "Academic Heisman."

Venables has received national accolades for his coaching and recruiting. He received the Frank Broyles Award in 2016 as the nation's top assistant coach after being named a finalist in 2015. He was named FootballScoop's Defensive Coordinator of the Year in 2014 and Rivals.com's Recruiter of the Year in 2015.

Venables' defensive units have been remarkably consistent over the last decade. Each of the last eight Clemson defenses have ranked in the top 15 nationally in yards allowed and seven of the last eight have ranked in the top 20 in points allowed. Over the last eight years, his units have ranked first (in 2014), 10th, eighth, fourth, fifth, sixth, 15th and ninth (last season) in total defense. Additionally, his units ranked first or second in the ACC in total defense each of the last eight years (ranked first in six of those seasons).

Under Venables' tutelage this year, Clemson ranks second nationally in scoring defense (15.0 ppg) and red zone defense (62.1 conversion percentage), fourth in sacks (3.4 per game), eighth in rushing defense (98.8 ypg) and ninth in total defense (308.4 ypg).

THE VENABLES FILE

Hometown Salina, Kan.
High School Salina South, 1989
College Kansas State, 1992
Family Wife, Julie
..... Sons, Jake and Tyler
..... Daughters, Laney and Addie

AS AN ASSISTANT COACH

Years 26
Combined Record 290-57
Conference Championships 13
National Championships 3
National Championship Game Appearances 8

Venables' 2020 Clemson defense tied for the national lead with 46 sacks, despite no player producing more than 4.5 sacks individually. His 2019 unit allowed fewer than 300 yards of total offense in each of its first 12 games of the season, the first defense nationally since at least 1996 to accomplish that feat. Clemson held 16 straight opponents to 20 or fewer points across the 2018-19 seasons, the best streak at the school since the 1937-40 seasons.

Clemson's 2018 squad led the nation in scoring defense (13.1 ppg) for the first time in school history and set a program record by recording 54 sacks.

Venables' Clemson defenses have ranked among the top 10 nationally in sacks each year since 2014 and ranked in the top 10 in tackles for loss from 2013-20. The units led the nation in TFLs every year from 2013-16. The Tigers also ranked among the top 50 nationally in takeaways in each of his 10 seasons.

From 1999-2011, Venables helped Oklahoma to the 2000 national championship, three other national championship game appearances (2003, '04 and '08) and seven Big 12 titles. He was a finalist for the Broyles Award in 2006 when OU led the Big 12 in total defense and scoring defense.

Oklahoma linebackers under Venables' direction earned three Big 12 Defensive Player of the Year awards, five Big 12 Defensive Newcomer of the Year accolades and six first-team All-America honors. Ten of his OU linebackers — and 31 defensive players overall — were taken in the 2000-12 NFL Drafts.

While Venables was at Oklahoma, the Sooners ranked among the top 16 nationally in total defense eight times (including each year from 2000-06) and among the top 20 in scoring defense eight times. OU led the Big 12 in scoring defense on four occasions (2000, '04, '06, '11) and topped the league in total defense three times (2003, '04, '06).

Prior to joining Stoops' first staff at Oklahoma, Venables coached linebackers at Kansas State (1996-98), holding the title of defensive running game coordinator in 1998, and served as a graduate assistant at K-State under Bill Snyder from 1993-95.

As a player at Kansas State (1991-92), Venables earned honorable mention All-Big Eight honors in 1992 after registering 124 tackles. He began his collegiate career at Garden City (Kan.) Community College (1989-90), where he earned All-America honors after recording 276 tackles.

A native of Salina, Kan., Venables received his bachelor's degree in political science from Kansas State in 1992. He and his wife Julie have four children: sons Jake and Tyler and daughters Laney and Addie.

COACHING HISTORY

2022: Oklahoma

Head Coach

2018-21: Clemson

Associate Head Coach, Defensive Coordinator, Linebackers

2012-17: Clemson

Defensive Coordinator, Linebackers

2004-11: Oklahoma

Associate Head Coach, Defensive Coordinator, Linebackers

1999-03: Oklahoma

Co-Defensive Coordinator, Linebackers

1998: Kansas State

Linebackers/Defensive Run Game Coord.

1996-97: Kansas State

Linebackers

1993-95: Kansas State

Graduate Assistant

BOWLS COACHED (32)

Year	Bowl	School
2020	Sugar (CFP)	Clemson
2019	CFP NCG	Clemson
2019	Fiesta (CFP)	Clemson
2018	CFP NCG	Clemson
2018	Cotton (CFP)	Clemson
2017	Sugar (CFP)	Clemson
2016	CFP NCG	Clemson
2016	Fiesta (CFP)	Clemson
2015	CFP NCG	Clemson
2015	Orange (CFP)	Clemson
2014	Russell Athletic	Clemson
2013	Orange	Clemson
2012	Chick-fil-A	Clemson
2011	Insight	Oklahoma
2010	Fiesta	Oklahoma
2009	Sun	Oklahoma
2008	BCS NCG	Oklahoma
2007	Fiesta	Oklahoma
2006	Fiesta	Oklahoma
2005	Holiday	Oklahoma
2004	Orange (BCS NCG)	Oklahoma
2003	Sugar (BCS NCG)	Oklahoma
2002	Rose	Oklahoma
2001	Cotton	Oklahoma
2000	Orange (BCS NCG)	Oklahoma
1999	Independence	Oklahoma
1998	Alamo	Kansas State
1997	Fiesta	Kansas State
1996	Cotton	Kansas State
1995	Holiday	Kansas State
1994	Aloha	Kansas State
1993	Copper	Kansas State

OKLAHOMA COACHING STAFF



Brent Venables
Head Coach



Jeff Lebby
Offensive Coordinator/
Quarterbacks



Ted Roof
Defensive Coordinator/
Linebackers



Todd Bates
Associate Head Coach/Co-De-
fensive Coord./Run Defense/
Defensive Tackles



Bill Bedenbaugh
Offensive Line



Miguel Chavis
Defensive Ends



Joe Jon Finley
Tight Ends



Brandon Hall
Safeties



DeMarco Murray
Running Backs



Jay Valai
Co-Defensive Coordinator/
Pass Defense/Cornerbacks and
Nickelbacks



L'Damian Washington
Wide Receivers (Interim)



Jerry Schmidt
Director of Sports
Enhancement and Strength
and Conditioning

No.	Player	Pos.	Ht.	Wt.	Yr.	Hometown (Previous School)
0	Eric Gray*	RB	5-10	210	Sr.	Memphis, Tenn. (University of Tennessee)
0	Woodi Washington**	DB	5-11	196	R-Jr.	Murfreesboro, Tenn. (Oakland HS)
1	Joshua Eaton**	DB	6-1	183	Jr.	Houston, Texas (Aldine MacArthur HS)
1	Jayden Gibson	WR	6-5	195	Fr.	Winter Garden, Fla. (West Orange HS)
2	Jovantae Barnes	RB	6-0	200	Fr.	Las Vegas, Nev. (Desert Pines HS)
2	David Ugwoegbu***	LB	6-4	250	Sr.	Katy, Texas (Seven Lakes HS)
3	Jalil Farooq*	WR	6-1	203	So.	Lanham, Md. (Dr. Henry A. Wise Jr. HS)
3	Robert Spears-Jennings	DB	6-1	208	Fr.	Broken Arrow, Okla. (Broken Arrow HS)
4	Nic Anderson	WR	6-4	200	Fr.	Katy, Texas (Katy HS)
4	Jaden Davis***	DB	5-10	183	Sr.	Fort Lauderdale, Fla. (St. Thomas Aquinas HS)
5	Micah Bowens	QB	5-11	190	R-So.	Las Vegas, Nev. (Penn State University)
5	Billy Bowman*	DB	5-10	190	So.	Denton, Texas (Ryan HS)
6	LV Bunkley-Shelton	WR	5-11	195	R-So.	Compton, Calif. (Arizona State University)
6	Trey Morrison	DB	5-9	188	Sr.*	Norcross, Ga. (University of North Carolina)
7	Nick Evers	QB	6-3	185	Fr.	Flower Mound, Texas (Flower Mound HS)
7	Jaren Kanak	LB	6-2	225	Fr.	Hays, Kan. (Hays HS)
8	Dillon Gabriel	QB	5-11	203	R-Jr.	Millilani, Hawai'i (UCF)
8	Jonah Lauulu	DL	6-5	265	R-Sr.	Las Vegas, Nev. (University of Hawai'i)
9	D.J. Graham**	WR	6-0	190	Jr.	Fort Worth, Texas (Keller Central HS)
9	Brayden Willis****	TE	6-4	240	Sr.*	Arlington, Texas (James Martin HS)
10	Kip Lewis	LB	6-1	201	Fr.	Carthage, Texas (Carthage HS)
10	Theo Wease**	WR	6-3	205	R-Jr.	Allen, Texas (Allen HS)
11	Davis Beville	QB	6-6	225	R-Jr.	Greenville, S.C. (University of Pittsburgh)
11	Kobie McKinzie	LB	6-2	238	Fr.	Lubbock, Texas (Lubbock-Cooper HS)
12	Key Lawrence*	DB	6-1	210	Jr.	Nashville, Tenn. (University of Tennessee)
12	Drake Stoops***	WR	5-10	190	R-Sr.	Norman, Okla. (Norman North HS)
13	J.J. Hester	WR	6-4	200	R-So.	Tulsa, Okla. (University of Missouri)
13	Shane Whitter**	LB	6-0	225	Jr.	Burlington, N.C. (Walter M. Williams HS)
14	General Booty	QB	6-2	190	So.	Allen, Texas (Tyler Junior College)
14	Reggie Grimes**	DL	6-4	270	Jr.	Antioch, Tenn. (Ravenwood HS)
15	Bryson Washington*	DB	6-2	190	R-So.	Los Angeles, Calif. (C.E. King HS [TX])
16	Jamarrien Burt	DB	6-0	185	Fr.	Ocala, Fla. (Forest HS)
16	Brian Darby**	WR	6-0	202	Jr.	College Station, Texas (A&M Consolidated HS)
17	Damond Harmon*	DB	6-0	180	So.	Richmond, Va. (Highland Springs HS)
17	Marvin Mims Jr.**	WR	5-11	182	Jr.	Frisco, Texas (Lone Star HS)
18	Kaden Helms	TE	6-5	225	Fr.	Bellevue, Neb. (Bellevue West HS)
19	Ralph Rucker	QB	6-0	207	R-Fr.	Lucas, Texas (Lovejoy HS)
19	Maureese Wren	DL	6-3	245	R-Sr.	Mesquite, Texas (Texas State University)
20	Clayton Smith	DL	6-4	245	R-Fr.	Queen City, Texas (Texas HS)
21	Kendall Dennis	DB	5-11	187	R-So.	Lakeland, Fla. (Lakeland HS)
21	Bentavious Thompson	RB	6-0	190	R-Sr.*	Miami, Fla. (UCF)
22	C.J. Coldon	DB	5-11	179	R-Sr.	Belleville, Ill. (University of Wyoming)
22	Daniel Parker	TE	6-2	245	Sr.*	Kansas City, Mo. (University of Missouri)
23	Emeka Megwa	RB	6-0	207	R-Fr.	Fort Worth, Texas (University of Washington)
23	DaShaun White****	LB	6-0	222	Sr.*	North Richland Hills, Texas (Richland HS)
24	Marcus Major**	RB	6-0	225	R-Jr.	Oklahoma City, Okla. (Millwood HS)
24	Gentry Williams	DB	6-0	170	Fr.	Tulsa, Okla. (Booker T. Washington HS)
25	Justin Broiles****	DB	5-11	195	R-Sr.*	Oklahoma City, Okla. (John Marshall HS)
25	Jaden Knowles*	RB	5-8	195	R-Sr.	Kennedale, Texas (Southwestern Okla. State Univ.)
26	Kani Walker	DB	6-2	205	R-Fr.	Suwanee, Ga. (University of Louisville)
27	Jayden Rowe	DB	6-2	211	Fr.	Tulsa, Okla. (Union HS)
27	Gavin Sawchuk	RB	5-11	187	Fr.	Littleton, Colo. (Valor Christian HS)
28	Danny Stutsman*	LB	6-4	240	So.	Windermere, Fla. (Foundation Academy)
29	Jordan Mukes*	DB	6-1	207	So.	Midwest City, Okla. (Choctaw HS)
29	Tawee Walker	RB	5-9	217	So.	Peoria, Ariz. (Palomar College [Calif.])
31	Jalen Redmond**	DL	6-3	292	R-Jr.	Midwest City, Okla. (Midwest City HS)
31	Jackson Sumlin*	TE	6-2	220	R-So.	Tucson, Ariz. (Salpointe Catholic HS)
32	R Mason Thomas	DL	6-2	222	Fr.	Fort Lauderdale, Fla. (Cardinal Gibbons HS)
33	Marcus Stripling***	DL	6-3	245	Sr.	Houston, Texas (Mayde Creek HS)
34	Zach Schmit	K/P	5-10	185	R-So.	Oklahoma City, Okla. (Bishop McGuinness HS)
36	Josh Plaster	K/P	6-0	190	R-Jr.	Flower Mound, Texas (Arizona State Univ.)
36	Ty Taylor	CB	5-11	180	R-Sr.	La Marque, Texas (Abilene Christian University)
37	Justin Harrington	DB	6-3	215	R-Sr.	Raleigh, N.C. (Bakersfield [Calif.] College)
37	Michael Turk*	P	6-0	231	R-Sr.*	Dallas, Texas (Arizona State University)
38	Owen Heinecke	DB	6-2	202	R-Fr.	Tulsa, Okla. (Ohio State University)
39	Peter Schuh	DB	5-7	182	Fr.	Montvale, N.J. (St. Joseph Regional HS)
40	Ethan Downs*	DL	6-4	260	So.	Weatherford, Okla. (Weatherford HS)
41	Jake McCoy**	LB	6-3	228	R-Jr.	Edmond, Okla. (Edmond North HS)
43	Ryan Peoples	DB	5-11	187	R-Sr.	Norman, Okla. (Oklahoma City CC)
44	Kelvin Gilliam	DL	6-3	293	R-Fr.	Richmond, Va. (Highland Springs HS)
45	Kevonte Henry	DL	6-4	220	Fr.	Los Angeles, Calif. (Leuzinger HS)
46	Gavin Marshall	K	6-1	195	Fr.	Frisco, Texas (Frisco HS)
46	Gabriel McDaniel	DB	5-10	165	R-So.	Nashville, Tenn. (Middle Tennessee State Univ.)

No.	Player	Pos.	Ht.	Wt.	Yr.	Hometown (Previous School)
47	Brady Braun	P	6-0	235	Fr.	Indianapolis, Ind. (Bishop Chatard HS)
48	Eric Windham	DB	5-10	190	R-Jr.	Southlake, Texas (Carroll Senior HS)
49	Pierce Hudgens	DB	6-1	200	R-So.	Flower Mound, Texas (Flower Mound HS)
50	Ben Anderson	LS	6-5	240	Fr.	Charlotte, N.C. (Charlotte Latin School)
51	Kasey Kelleher****	LS	5-11	230	R-Sr.*	Peninsula, Ohio (Woodridge HS)
55	Aaryn Parks	OL	6-4	300	R-So.	Seat Pleasant, Md. (National Christian Academy)
56	Gracen Halton	DL	6-2	277	Fr.	San Diego, Calif. (St. Augustine HS)
56	Chris Murray**	OL	6-2	308	Sr.*	Palmdale, Calif. (UCLA)
57	Gunnar Allen	OL	6-0	295	Fr.	Aledo, Texas (Aledo HS)
58	Ethan Lane	LS	5-11	230	R-So.	Dallas, Texas (Jesuit College Prep. School of Dallas)
59	Savion Byrd	OL	6-5	310	R-Fr.	Cedar Hill, Texas (Duncanville HS)
60	Tyler Guyton	OL	6-7	320	R-So.	Manor, Texas (TCU)
63	Kyle Ergenbright	OL	6-5	305	R-Sr.*	Midwest City, Okla. (Univ. of Northern Colorado)
64	Wanya Morris*	OL	6-6	310	Sr.	Grayson, Ga. (University of Tennessee)
66	Robert Congel*	OL	6-4	322	R-Sr.*	Greenwood Village, Colo. (Univ. of Arizona)
69	Nate Anderson	OL	6-4	292	R-So.	Frisco, Texas (Rick Reedy HS)
70	Brey Walker***	OL	6-7	355	R-Sr.	Moore, Okla. (Westmoore HS)
71	Anton Harrison**	OL	6-5	315	Jr.	Washington, D.C. (Archbishop Carroll HS)
72	McKade Mettauer	OL	6-4	310	R-Jr.	The Woodlands, Texas (University of California)
73	Andrew Raym**	OL	6-4	305	Jr.	Broken Arrow, Okla. (Broken Arrow HS)
74	Marcus Alexander	OL	6-4	325	R-Jr.	Sunnyvale, Texas (Sunnyvale HS)
75	Cullen Montgomery	OL	6-4	330	R-Fr.	Pearland, Texas (Episcopal HS)
76	Jacob Sexton	OL	6-6	312	Fr.	Edmond, Okla. (Deer Creek HS)
77	Jeffery Johnson	DL	6-2	305	Sr.*	Brookhaven, Miss. (Tulane University)
78	Marcus Hicks	OL	6-6	302	R-Jr.	Wichita, Kan. (Northwest HS)
79	Jake Taylor	OL	6-6	300	Fr.	Las Vegas, Nev. (Bishop Gorman HS)
81	Trevon West*	WR	5-11	180	Jr.	Arlington, Texas (Lamar HS)
82	Gavin Freeman	WR	5-8	173	Fr.	Oklahoma City, Okla. (Heritage Hall HS)
83	Major Melson	WR	5-10	180	R-So.	Mansfield, Texas (Legacy HS)
84	Carsten Groos	TE	6-4	240	R-So.	Austin, Texas (Anderson HS)
85	Davion Woolen	WR	6-2	188	Fr.	Frisco, Texas (Wakeland HS)
86	Cedric Roberts	DL	6-3	275	Fr.	Pflugerville, Texas (Hendrickson HS)
87	Jason Llewellyn	TE	6-5	250	Fr.	Aledo, Texas (Aledo HS)
88	Dallas Dudley	WR	6-2	190	Fr.	Flower Mound, Texas (Marcus HS)
88	Jordan Kelley**	DL	6-4	288	R-Sr.	Tulsa, Okla. (Union HS)
89	Damon Smith*	WR	6-1	198	R-Jr.	Keller, Texas (Keller HS)
90	Josh Ellison**	DL	6-3	300	Sr.	College Station, Texas (Blinn College)
91	Alton Tarber	DL	6-2	322	Fr.	Deerfield Beach, Fla. (Deerfield Beach HS)
92	Kori Roberson**	DL	6-3	285	R-Jr.	Houston, Texas (Manvel HS)
93	Reed Lindsey	DL	6-4	268	R-Jr.	Clinton, Okla. (Clinton HS)
94	Isaiah Coe*	DL	6-2	305	R-Jr.	Homewood, Ill. (Iowa Western CC)
98	Hayden Bray	DL	6-4	265	R-Fr.	Austin, Texas (Westlake HS)

PRONUNCIATION GUIDE

Jovantae Barnes	jo-VON-tay	McKade Mettauer	meh-TAW-yer
Davis Beville	BEV-ull	Wanya Morris	WAHN-yay
Savion Byrd	SAY-vee-ahn	Jordan Mukes	MYEWKS (one syllable)
Robert Congel	CON-jull	Andrew Raym	RAIM
Nick Evers	EV-erz	Kori Roberson	RO-ber-son
Jalil Farooq	juh-LIL fuh-RUKE	Peter Schuh	SHOO
Carsten Groos	same as the word "gross"	Danny Stutsman	STUHTS-min
Damond Harmon	DAY-mond	David Ugwoegbu	uh-GWAY-boo
Anton Harrison	AN-tahn	Kani Walker	kuh-NAI
Kevonte Henry	kuh-VON-tay	Tawee Walker	TAH-wee
Jaren Kanak	JAIR-in CAN-ick	Theo Wease	WEESE
Kasey Kelleher	KELL-uh-her	Trevon West	TRAY-von
Jonah Lauulu	lah-OO-loo	Davion Woolen	DAY-vee-on
Jason Llewellyn	loo-WELL-in		

* Indicates number of letters earned at Oklahoma
^ Indicates "super senior" (was also a senior in 2021)
Last updated Oct. 14, 2022
Weights as of Aug. 17, 2022

No.	Player	Pos.	Ht.	Wt.	Yr.	Hometown (Previous School)
74	Marcus Alexander	OL	6-4	325	R-Jr.	Sunnyvale, Texas (Sunnyvale HS)
57	Gunnar Allen	OL	6-0	295	Fr.	Aledo, Texas (Aledo HS)
50	Ben Anderson	LS	6-5	240	Fr.	Charlotte, N.C. (Charlotte Latin School)
69	Nate Anderson	OL	6-4	292	R-So.	Frisco, Texas (Rick Reedy HS)
4	Nic Anderson	WR	6-4	200	Fr.	Katy, Texas (Katy HS)
2	Jovantae Barnes	RB	6-0	200	Fr.	Las Vegas, Nev. (Desert Pines HS)
11	Davis Beville	QB	6-6	225	R-Jr.	Greenville, S.C. (University of Pittsburgh)
14	General Booty	QB	6-2	190	So.	Allen, Texas (Tyler Junior College)
5	Micah Bowns	QB	5-11	190	R-So.	Las Vegas, Nev. (Penn State University)
5	Billy Bowman*	DB	5-10	190	So.	Denton, Texas (Ryan HS)
47	Brady Braun	P	6-0	235	Fr.	Indianapolis, Ind. (Bishop Chatard HS)
98	Hayden Bray	DL	6-4	265	R-Fr.	Austin, Texas (Westlake HS)
25	Justin Broiles****	DB	5-11	195	R-Sr.^	Oklahoma City, Okla. (John Marshall HS)
6	LV Bunkley-Shelton	WR	5-11	195	R-So.	Compton, Calif. (Arizona State University)
16	Jamarrien Burt	DB	6-0	185	Fr.	Ocala, Fla. (Forest HS)
59	Savion Byrd	OL	6-5	310	R-Fr.	Cedar Hill, Texas (Duncanville HS)
94	Isaiah Coe*	DL	6-2	305	R-Jr.	Homewood, Ill. (Iowa Western CC)
22	C.J. Coldon	DB	5-11	185	R-Sr.	Belleville, Ill. (University of Wyoming)
66	Robert Congel*	OL	6-4	322	R-Sr.^	Greenwood Village, Colo. (Univ. of Arizona)
16	Brian Darby**	WR	6-0	202	Jr.	College Station, Texas (A&M Consolidated HS)
4	Jaden Davis***	DB	5-10	183	Sr.	Fort Lauderdale, Fla. (St. Thomas Aquinas HS)
21	Kendall Dennis	DB	5-11	187	R-So.	Lakeland, Fla. (Lakeland HS)
40	Ethan Downs*	DL	6-4	260	So.	Weatherford, Okla. (Weatherford HS)
88	Dallas Dudley	WR	6-2	190	Fr.	Flower Mound, Texas (Marcus HS)
1	Joshua Eaton**	DB	6-1	183	Jr.	Houston, Texas (Aldine MacArthur HS)
90	Josh Ellison**	DL	6-3	300	Sr.	College Station, Texas (Blinn College)
63	Kyle Ergenbright	OL	6-5	305	R-Sr.^	Midwest City, Okla. (Univ. of Northern Colorado)
7	Nick Evers	QB	6-3	185	Fr.	Flower Mound, Texas (Flower Mound HS)
3	Jalil Farooq*	WR	6-1	203	So.	Lanham, Md. (Dr. Henry A. Wise Jr. HS)
82	Gavin Freeman	WR	5-8	173	Fr.	Oklahoma City, Okla. (Heritage Hall HS)
8	Dillon Gabriel	QB	5-11	203	R-Jr.	Millilani, Hawai'i (UCF)
1	Jayden Gibson	WR	6-5	195	Fr.	Winter Garden, Fla. (West Orange HS)
44	Kelvin Gilliam	DL	6-3	293	R-Fr.	Richmond, Va. (Highland Springs HS)
9	D.J. Graham**	WR	6-0	190	Jr.	Fort Worth, Texas (Keller Central HS)
0	Eric Gray*	RB	5-10	210	Sr.	Memphis, Tenn. (University of Tennessee)
14	Reggie Grimes**	DL	6-4	270	Jr.	Antioch, Tenn. (Ravenwood HS)
84	Carsten Groos	TE	6-4	240	R-So.	Austin, Texas (Anderson HS)
60	Tyler Guyton	OL	6-7	320	R-So.	Manor, Texas (TCU)
56	Gracen Halton	DL	6-2	277	Fr.	San Diego, Calif. (St. Augustine HS)
17	Diamond Harmon*	DB	6-0	180	So.	Richmond, Va. (Highland Springs HS)
37	Justin Harrington	DB	6-3	215	R-Sr.	Raleigh, N.C. (Bakersfield [Calif.] College)
71	Anton Harrison**	OL	6-5	315	Jr.	Washington, D.C. (Archbishop Carroll HS)
38	Owen Heinecke	DB	6-2	202	R-Fr.	Tulsa, Okla. (Ohio State University)
18	Kaden Helms	TE	6-5	225	Fr.	Bellevue, Neb. (Bellevue West HS)
45	Kevonte Henry	DL	6-4	220	Fr.	Los Angeles, Calif. (Leuzinger HS)
13	J.J. Hester	WR	6-4	200	R-So.	Tulsa, Okla. (University of Missouri)
78	Marcus Hicks	OL	6-6	302	R-Jr.	Wichita, Kan. (Northwest HS)
49	Pierce Hudgens	DB	6-1	200	R-So.	Flower Mound, Texas (Flower Mound HS)
77	Jeffery Johnson	DL	6-2	305	Sr.^	Brookhaven, Miss. (Tulane University)
7	Jaren Kanak	LB	6-2	225	Fr.	Hays, Kan. (Hays HS)
51	Kasey Kelleher****	LS	5-11	230	R-Sr.^	Peninsula, Ohio (Woodridge HS)
88	Jordan Kelley**	DL	6-4	288	R-Sr.	Tulsa, Okla. (Union HS)
25	Jaden Knowles*	RB	5-8	195	R-Sr.	Kennedale, Texas (Southwestern Okla. State Univ.)
58	Ethan Lane	LS	5-11	230	R-So.	Dallas, Texas (Jesuit College Prep. School of Dallas)
8	Jonah Laulu	DL	6-5	265	R-Sr.	Las Vegas, Nev. (University of Hawai'i)
12	Key Lawrence*	DB	6-1	210	Jr.	Nashville, Tenn. (University of Tennessee)
10	Kip Lewis	LB	6-1	201	Fr.	Carthage, Texas (Carthage HS)
93	Reed Lindsey	DL	6-4	268	R-Jr.	Clinton, Okla. (Clinton HS)
87	Jason Llewellyn	TE	6-5	250	Fr.	Aledo, Texas (Aledo HS)
24	Marcus Major**	RB	6-0	220	R-Jr.	Oklahoma City, Okla. (Millwood HS)
46	Gavin Marshall	K	6-1	195	Fr.	Frisco, Texas (Frisco HS)
41	Jake McCoy**	LB	6-3	228	R-Jr.	Edmond, Okla. (Edmond North HS)
46	Gabriel McDaniel	DB	5-10	165	R-So.	Nashville, Tenn. (Middle Tennessee State Univ.)
11	Kobie McKinzie	LB	6-2	238	Fr.	Lubbock, Texas (Lubbock-Cooper HS)
23	Emeka Megwa	RB	6-0	207	R-Fr.	Fort Worth, Texas (University of Washington)
83	Major Melson	WR	5-10	180	R-So.	Mansfield, Texas (Legacy HS)
72	McKade Mettauer	OL	6-4	310	R-Jr.	The Woodlands, Texas (University of California)
17	Marvin Mims Jr.**	WR	5-11	182	Jr.	Frisco, Texas (Lone Star HS)
75	Cullen Montgomery	OL	6-4	330	R-Fr.	Pearland, Texas (Episcopal HS)
64	Wanya Morris*	OL	6-6	310	Sr.	Grayson, Ga. (University of Tennessee)
6	Trey Morrison	DB	5-9	188	Sr.^	Norcross, Ga. (University of North Carolina)
29	Jordan Mukes*	DB	6-1	207	So.	Midwest City, Okla. (Choctaw HS)
56	Chris Murray**	OL	6-2	308	Sr.^	Palmdale, Calif. (UCLA)

No.	Player	Pos.	Ht.	Wt.	Yr.	Hometown (Previous School)
22	Daniel Parker	TE	6-2	245	Sr.^	Kansas City, Mo. (University of Missouri)
55	Aaryn Parks	OL	6-4	300	R-So.	Seat Pleasant, Md. (National Christian Academy)
43	Ryan Peoples	DB	5-11	187	R-Sr.	Norman, Okla. (Oklahoma City CC)
36	Josh Plaster	K/P	6-0	190	R-Jr.	Flower Mound, Texas (Arizona State Univ.)
73	Andrew Raym**	OL	6-4	305	Jr.	Broken Arrow, Okla. (Broken Arrow HS)
31	Jalen Redmond**	DL	6-3	292	R-Jr.	Midwest City, Okla. (Midwest City HS)
92	Kori Roberson**	DL	6-3	285	R-Jr.	Houston, Texas (Manvel HS)
86	Cedric Roberts	DL	6-3	275	Fr.	Pflugerville, Texas (Hendrickson HS)
27	Jayden Rowe	DB	6-2	211	Fr.	Tulsa, Okla. (Union HS)
19	Ralph Rucker	QB	6-0	207	R-Fr.	Lucas, Texas (Lovejoy HS)
27	Gavin Sawchuk	RB	5-11	187	Fr.	Littleton, Colo. (Valor Christian HS)
34	Zach Schmit	K/P	5-10	185	R-So.	Oklahoma City, Okla. (Bishop McGuinness HS)
39	Peter Schuh	DB	5-7	182	Fr.	Montvale, N.J. (St. Joseph Regional HS)
76	Jacob Sexton	OL	6-6	312	Fr.	Edmond, Okla. (Deer Creek HS)
20	Clayton Smith	DL	6-4	245	R-Fr.	Queen City, Texas (Texas HS)
89	Damon Smith*	WR	6-1	198	R-Jr.	Keller, Texas (Keller HS)
3	Robert Spears-Jennings	DB	6-1	208	Fr.	Broken Arrow, Okla. (Broken Arrow HS)
12	Drake Stoops***	WR	5-10	190	R-Sr.	Norman, Okla. (Norman North HS)
33	Marcus Stripling***	DL	6-3	245	Sr.	Houston, Texas (Mayde Creek HS)
28	Danny Stutsman*	LB	6-4	240	So.	Windermere, Fla. (Foundation Academy)
31	Jackson Sumlin*	TE	6-2	220	R-So.	Tucson, Ariz. (Salpointe Catholic HS)
91	Alton Tarber	DL	6-2	322	Fr.	Deerfield Beach, Fla. (Deerfield Beach HS)
79	Jake Taylor	OL	6-6	300	Fr.	Las Vegas, Nev. (Bishop Gorman HS)
36	Ty Taylor	DB	5-11	180	R-Sr.	La Marque, Texas (Abilene Christian University)
32	R Mason Thomas	DL	6-2	222	Fr.	Fort Lauderdale, Fla. (Cardinal Gibbons HS)
21	Bentavious Thompson	RB	6-0	190	R-Sr.^	Miami, Fla. (UCF)
37	Michael Turk*	P	6-0	231	R-Sr.^	Dallas, Texas (Arizona State University)
2	David Ugwoegbu***	LB	6-4	250	Sr.	Katy, Texas (Seven Lakes HS)
70	Brey Walker***	OL	6-7	355	R-Sr.	Moore, Okla. (Westmoore HS)
26	Kani Walker	DB	6-2	205	R-Fr.	Suwanee, Ga. (University of Louisville)
29	Tawee Walker	RB	5-9	217	So.	Peoria, Ariz. (Palomar College [Calif.])
15	Bryson Washington*	DB	6-2	190	R-So.	Los Angeles, Calif. (C.E. King HS [TX])
0	Woodi Washington**	DB	5-11	196	R-Jr.	Murfreesboro, Tenn. (Oakland HS)
10	Theo Wease**	WR	6-3	205	R-Jr.	Allen, Texas (Allen HS)
81	Trevon West*	WR	5-11	180	Jr.	Arlington, Texas (Lamar HS)
23	DaShaun White****	LB	6-0	222	Sr.^	North Richland Hills, Texas (Richland HS)
13	Shane Whitter**	LB	6-0	225	Jr.	Burlington, N.C. (Walter M. Williams HS)
24	Gentry Williams	DB	6-0	175	Fr.	Tulsa, Okla. (Booker T. Washington HS)
9	Brayden Willis****	TE	6-4	240	Sr.^	Arlington, Texas (James Martin HS)
48	Eric Windham	DB	5-10	190	R-Jr.	Southlake, Texas (Carroll Senior HS)
85	Davion Woolen	WR	6-2	188	Fr.	Frisco, Texas (Wakeland HS)
19	Maureese Wren	DL	6-3	245	R-Sr.	Mesquite, Texas (Texas State University)

COACHING STAFF

Brent Venables	Head Coach
Jeff Lebby	Offensive Coordinator/Quarterbacks
Ted Roof	Defensive Coordinator/Linebackers
Todd Bates	Associate Head Coach/Co-Def. Coord./Run Defense/Defensive Tackles
Bill Bedenbaugh (BEE-din-bo)	Offensive Line
Miguel Chavis (CHAY-viss)	Defensive Ends
Joe Jon Finley	Tight Ends
Brandon Hall	Safeties
DeMarco Murray	Running Backs
Jay Valai (vuh-LIE)	Co-Def. Coord./Pass Defense/Cornerbacks and Nickelbacks
L'Damian Washington	Wide Receivers (Interim)

* Indicates number of letters earned at Oklahoma
^ Indicates "super senior" (was also a senior in 2021)
Last updated Oct. 14, 2022
Weights as of Aug. 17, 2022

DEPTH CHART

OFFENSE

QB	8	Dillon Gabriel (5-11, 203, R-Jr.)
	11	Davis Beville (6-6, 225, R-Jr.)
	14	General Booty (6-2, 190, So.) OR
	7	Nick Evers (6-3, 185, Fr.)
RB	0	Eric Gray (5-10, 210, Sr.)
	24	Marcus Major (6-0, 220, R-Jr.)
	29	Tawee Walker (5-9, 217, So.) OR
	2	Jovantae Barnes (6-0, 200, Fr.)
TE	9	Brayden Willis (6-4, 240, Sr.^)
	22	Daniel Parker (6-2, 245, Sr.^)
	18	Kaden Helms (6-5, 225, Fr.)
	87	Jason Llewellyn (6-5, 250, Fr.)
WR	10	Theo Wease (6-3, 205, R-Jr.)
	1	Jayden Gibson (6-5, 195, Fr.)
	81	Trevon West (5-11, 180, Jr.)
LT	71	Anton Harrison (6-5, 315, Jr.)
	60	Tyler Guyton (6-7, 320, R-So.)
	55	Aaryn Parks (6-4, 300, R-So.)
LG	72	McKade Mettauer (6-4, 310, R-Jr.)
	59	Savion Byrd (6-5, 310, R-Fr.) OR
	70	Brey Walker (6-7, 355, R-Sr.)
C	73	Andrew Raym (6-4, 305, Jr.)
	66	Robert Congel (6-4, 322, R-Sr.^)
	69	Nate Anderson (6-4, 292, R-So.)
RG	56	Chris Murray (6-2, 308, Sr.^)
	79	Jake Taylor (6-6, 300, Fr.)
	74	Marcus Alexander (6-4, 325, R-Jr.)
RT	64	Wanya Morris (6-6, 310, Sr.)
	76	Jacob Sexton (6-6, 312, Fr.)
SLOT	17	Marvin Mims Jr. (5-11, 182, Jr.)
	12	Drake Stoops (5-10, 190, R-Sr.)
	6	LV Bunkley-Shelton (5-11, 195, R-So.)
	82	Gavin Freeman (5-8, 173, Fr.)
WR	3	Jalil Farooq (6-1, 203, So.)
	13	J.J. Hester (6-4, 200, R-So.) OR
	4	Nic Anderson (6-4, 200, Fr.)

DEFENSE

DE	14	Reggie Grimes (6-4, 270, Jr.)
	33	Marcus Stripling (6-3, 245, Sr.) OR
	32	R Mason Thomas (6-2, 222, Fr.)
DT	88	Jordan Kelley (6-4, 288, R-Sr.) OR
	31	Jalen Redmond (6-3, 292, R-Jr.)
	90	Josh Ellison (6-3, 300, Sr.)
	56	Gracen Halton (6-2, 277, Fr.)
NT	77	Jeffery Johnson (6-2, 305, Sr.^) OR
	94	Isaiah Coe (6-2, 305, R-Jr.)
	44	Kelvin Gilliam (6-3, 293, R-Fr.)
	56	Gracen Halton (6-2, 277, Fr.)
DE	40	Ethan Downs (6-4, 260, So.)
	8	Jonah Lauulu (6-5, 265, R-Sr.) OR
	32	R Mason Thomas (6-2, 222, Fr.)
MIKE	2	David Ugwoegbu (6-4, 250, Sr.)
	41	Jake McCoy (6-3, 228, R-Jr.) OR
	7	Jaren Kanak (6-2, 225, Fr.)
WILL	28	Danny Stutsman (6-4, 240, So.)
	10	Kip Lewis (6-1, 201, Fr.)
CHEETAH	23	DaShaun White (6-0, 222, Sr.^)
	37	Justin Harrington (6-3, 215, R-Sr.)
CB	4	Jaden Davis (5-10, 183, Sr.)
	21	Kendall Dennis (5-11, 187, R-So.)
	1	Joshua Eaton (6-1, 183, Jr.) OR
	22	C.J. Coldon (5-11, 179, R-Sr.)
SS	5	Billy Bowman (5-10, 190, So.)
	6	Trey Morrison (5-9, 188, Sr.^) OR
	17	Damond Harmon (6-0, 180, So.)
FS	12	Key Lawrence (6-1, 210, Jr.) OR
	25	Justin Broiles (5-11, 195, R-Sr.^)
	3	Robert Spears-Jennings (6-1, 208, Fr.) OR
	17	Damond Harmon (6-0, 180, So.)
CB	0	Woodi Washington (5-11, 196, R-Jr.)
	26	Kani Walker (6-2, 205, R-Fr.)

SPECIALISTS

K	34	Zach Schmit (5-10, 185, R-So.)
	46	Gavin Marshall (6-1, 195, Fr.)
P	37	Michael Turk (6-0, 231, R-Sr.^)
	36	Josh Plaster (6-0, 190, R-Jr.)
KO	34	Zach Schmit (5-10, 185, R-So.)
	46	Gavin Marshall (6-1, 195, Fr.)
KR	24	Marcus Major (6-0, 225, R-Jr.) OR
	3	Jalil Farooq (6-1, 203, So.)
	82	Gavin Freeman (5-8, 173, Fr.)
PR	17	Marvin Mims Jr. (5-11, 182, Jr.) OR
	0	Eric Gray (5-10, 210, Sr.) OR
	6	LV Bunkley-Shelton (5-11, 195, R-So.)
LS	51	Kasey Kelleher (5-11, 230, R-Sr.^)
	50	Ben Anderson (6-5, 240, Fr.)
H	37	Michael Turk (6-0, 231, R-Sr.^)
	36	Josh Plaster (6-0, 190, R-Jr.)

CAREER STATS

#2 RB JOVANTAE BARNES

YEAR	GP-GS	RUSH	AVG	TD	LG	REC	AVG	TD	LG
2022	7-0	72-316	4.4	4	31	4-21	5.3	0	13
Career	7-0	72-316	4.4	4	31	4-21	5.3	0	13

#11 QB DAVIS BEVILLE (*AT PITT)

YEAR	GP-GS	C-A	PCT	YDS	AVG/G	TD	INT	LG	RUSH	YDS	AVG	TD	LG
2020*	6-0	5-10	50.0	30	5.0	0	0	16	4	-9	-2.3	0	10
2021*	3-0	17-22	77.0	207	69.0	1	1	52	7	-30	-4.3	0	8
2022	5-1	15-30	50.0	102	20.4	0	1	16	15	-15	-1.0	0	13
Career	14-1	37-62	59.7	339	24.2	1	2	52	26	-54	-2.1	0	13

#5 DB BILLY BOWMAN

YEAR	GP-GS	UT	AT	TOTAL	TFL	SACKS	INT	FF	FR	PBU
2021	11-7	14	8	22	1.5-5	0.0-0	0-0	1	0	2
2022	6-5	22	14	36	0.0-0	0.0-0	0-0	1	2	4
Career	17-12	36	22	58	1.5-5	0.0-0	0-0	2	2	6

#25 DB JUSTIN BROILES

YEAR	GP-GS	UT	AT	TOTAL	TFL	SACKS	INT	FF	FR	PBU
2017					REDSHIRTED					
2018	11-5	14	10	24	1.5-3	0.0-0	0-0	0	0	2
2019	14-1	17	9	26	1.0-1	0.0-0	0-0	0	0	1
2020	6-0	4	2	6	0.0-0	0.0-0	0-0	0	0	0
2021	13-9	25	30	55	3.5-13	0.0-0	2-14	0	2	2
2022	8-7	20	21	41	1.5-4	0.0-0	1-0	0	0	1
Career	52-22	80	72	152	7.5-21	0.0-0	3-14	0	2	6

#6 WR LV BUNKLEY-SHELTON (*AT ARIZONA STATE)

YEAR	GP-GS	REC	YDS	AVG	TD	LONG
2020*	4-1	11	100	9.1	0	22
2021*	13-7	33	418	12.7	2	59
2022	7-0	1	10	10.0	0	10
Career	24-8	45	528	11.7	2	59

#94 DL ISAIAH COE

YEAR	GP-GS	UT	AT	TOTAL	TFL	SACKS	INT	FF	FR	PBU
2021	12-0	4	5	9	4.5-9	1.0-3	0-0	0	0	0
2022	8-4	6	5	11	4.5-13	1.0-8	0-0	0	0	0
Career	20-4	10	10	2-	9.0-22	2.0-11	0-0	0	0	0

#22 DB C.J. COLDON (*AT WYOMING)

YEAR	GP-GS	UT	AT	TOTAL	TFL	SACKS	INT	FF	FR	PBU
2017*					REDSHIRTED					
2018*	3-0	6	3	9	0.0-0	0.0-0	0-0	0	0	1
2019*	3-3	11	3	14	1.0-2	0.0-0	0-0	0	1	2
2020*	6-6	17	9	26	1.0-2	0.0-0	2-1	0	0	5
2021*	12-12	47	18	65	0.0-0	0.0-0	0-0	0	0	9
2022	7-0	6	3	9	1.0-3	0.0-0	2-20	0	0	0
Career	32-19	88	38	126	2.0-4	0.0-0	4-21	0	1	17

#16 WR BRIAN DARBY

YEAR	GP-GS	REC	YDS	AVG	TD	LONG
2020	8-0	1	14	14.0	0	14
2021	7-0	7	102	14.6	2	42
2022	4-0	0	0	—	0	—
Career	19-0	8	116	14.5	2	42

#4 DB JADEN DAVIS

YEAR	GP-GS	UT	AT	TOTAL	TFL	SACKS	INT	FF	FR	PBU
2019	14-1	26	7	33	0.0-0	0.0-0	1-0	0	0	1
2020	10-6	10	1	11	0.0-0	0.0-0	0-0	0	0	5
2021	13-6	21	4	25	0.0-0	0.0-0	0-0	0	0	2
2022	8-8	17	12	29	1.0-6	0.0-0	0-0	0	0	2
Career	44-21	74	23	97	1.0-6	0.0-0	1-0	0	0	10

#40 DL ETHAN DOWNS

YEAR	GP-GS	UT	AT	TOTAL	TFL	SACKS	INT	FF	FR	PBU
2021	13-0	9	5	14	3.0-9	0.5-3	0-0	1	0	0
2022	8-8	9	10	19	6.0-25	2.5-15	0-0	0	0	2
Career	21-8	18	15	33	9.0-34	3.0-18	0-0	1	0	2

#1 DB JOSHUA EATON

YEAR	GP-GS	UT	AT	TOTAL	TFL	SACKS	INT	FF	FR	PBU
2020	5-0	2	2	4	0.0-0	0.0-0	0-0	0	0	0
2021	10-0	3	0	3	0.0-0	0.0-0	0-0	0	0	0
2022	3-0	0	0	0	0.0-0	0.0-0	0-0	0	0	0
Career	18-0	5	2	7	0.0-0	0.0-0	0-0	0	0	0

#90 DL JOSH ELLISON

YEAR	GP-GS	UT	AT	TOTAL	TFL	SACKS	INT	FF	FR	PBU
2020	11-2	7	9	16	1.0-6	0.5-5	0-0	0	1-0	1
2021	13-4	4	12	16	2.0-8	1.0-5	0-0	0	0	0
2022	8-0	2	6	8	1.5-1	0.0-0	0-0	0	0	0
Career	32-6	13	27	40	4.5-15	1.5-10	0-0	0	1-0	1

#7 QB NICK EVERS

YEAR	GP-GS	C-A	PCT	YDS	AVG/G	TD	INT	LG	RUSH	YDS	AVG	TD	LG
2022	1-0	0-1	0.0	0	0.0	0	0	0	0	0	0.0	0	-
Career	1-0	0-1	0.0	0	0.0	0	0	0	0	0	0.0	0	-

#3 WR JALIL FAROOQ

YEAR	GP-GS	RUSH	AVG	TD	LG	REC	AVG	TD	LG
2021	8-0	0-0	0.0	0	-	4-69	17.3	0	30
2022	8-6	9-94	10.4	0	24	20-269	13.5	2	41
Career	16-6	9-94	10.4	0	24	24-338	14.1	2	41

#82 WR GAVIN FREEMAN

YEAR	GP-GS	RUSH	AVG	TD	LG	REC	AVG	TD	LG
2022	8-0	5-64	12.8	1	46	2-42	21.0	0	41
Career	8-0	5-64	12.8	1	46	2-42	21.0	0	41

#8 QB DILLON GABRIEL (*AT UCF)

YEAR	GP-GS	C-A	PCT	YDS	AVG/G	TD	INT	LG	RUSH	YDS	AVG	TD	LG
2019*	13-12	236-398	59.3	3,653	281.0	29	7	75	71	78	1.1	4	22
2020*	10-10	248-413	60.0	3,570	357.0	32	4	93	72	169	2.3	2	28
2021*	3-3	70-102	68.6	814	271.3	9	3	47	24	125	5.2	2	44
2022	7-7	129-201	64.2	1,766	252.3	14	1	78	44	180	4.1	3	61
Career	33-32	683-1,114	61.3	9,803	297.1	84	15	93	211	552	2.6	11	61

#1 WR JAYDEN GIBSON

YEAR	GP-GS	REC	YDS	AVG	TD	LONG
2022	5-0	1	12	12.0	0	12
Career	5-0	1	12	12.0	0	12

#44 DL KELVIN GILLIAM

YEAR	GP-GS	UT	AT	TOTAL	TFL	SACKS	INT	FF	FR	PBU
2021	4-0	1	1	2	0.0-0	0.0-0	0-0	0	0	0
2022	8-0	2	3	5	0.5-2	0.0-0	0-0	0	0	0
Career	12-0	3	4	7	0.5-2	0.0-0	0-0	0	0	0

#9 WR D.J. GRAHAM

YEAR	GP-GS	UT	AT	TOTAL	TFL	SACKS	INT	FF	FR	PBU
2020	8-1	15	6	21	1.0-3	0.0-0	1-8	0	0	1
2021	12-10	24	13	37	0.0-0	0.0-0	1-0	1	0	2
2022	6-1	5	9	14	0.0-0	0.0-0	0-0	0	0	2
Career	26-12	45	28	73	1.0-3	0.0-0	2-8	1	0	5

#0 RB ERIC GRAY (*AT TENNESSEE)

YEAR	GP-GS	RUSH	AVG	TD	LG	REC	AVG	TD	LG
2019*	13-0	101-539	5.3	4	94	13-115	8.8	1	23
2020*	9-5	157-772	4.9	4	33	30-254	8.5	2	31
2021	13-6	78-412	5.3	2	48	23-229	10.0	2	38
2022	8-8	117-796	6.8	6	44	16-119	7.4	0	24
Career	43-19	453-2519	5.6	16	94	82-717	8.7	5	38

#14 DL REGGIE GRIMES

YEAR	GP-GS	UT	AT	TOTAL	TFL	SACKS	INT	FF	FR	PBU
2020	8-0	4	1	5	1.0-1	1.0-1	0-0	0	0	0
2021	13-5	10	8	18	2.5-17	2.0-17	0-0	2	0	1
2022	8-7	8	6	14	6-36	4.0-31	0-0	1	0	0
Career	29-12	22	15	37	9.5-58	7.0-49	0-0	3	0	1

#84 TE CARSTEN GROOS

YEAR	GP-GS	REC	YDS	AVG	TD	LONG
2021	1-0	1	8	8.0	0	8
2022	3-0	0	0	0.0	0	0
Career	4-0	1	8	8.0	0	8

#56 DL GRACEN HALTON

YEAR	GP-GS	UT	AT	TOTAL	TFL	SACKS	INT	FF	FR	PBU
2022	7-0	1	7	8	1.0-3	0.0-0	0-0	0	0	0
Career	7-0	1	7	8	1.0-3	0.0-0	0-0	0	0	0

#17 DB DAMOND HARMON

YEAR	GP-GS	UT	AT	TOTAL	TFL	SACKS	INT	FF	FR	PBU
2021	7-0	2	2	4	0.0-0	0.0-0	0-0	0	0	0
2022	6-2	4	10	14	0.0-0	0.0-0	0-0	0	0	0
Career	13-2	6	12	18	0.0-0	0.0-0	0-0	0	0	0

#37 DB JUSTIN HARRINGTON

YEAR	GP-GS	UT	AT	TOTAL	TFL	SACKS	INT	FF	FR	PBU
2020					REDSHIRTED					
2021	4-0	0	0	0	0.0-0	0.0-0	0-0	0	0	0
2022	8-0	9	11	20	0.0-0	0.0-0	1-22	0	0	2
Career	12-0	9	11	20	0.0-0	0.0-0	1-22	0	0	2

#13 WR J.J. HESTER (*AT MISSOURI)

YEAR	GP-GS	REC	YDS	AVG	TD	LONG
2020*				REDSHIRTED		
2021*	13-1	12	225	18.5	2	65
2022	3-0	1	13	13.0	0	13
Career	16-1	13	238	18.3	2	65

#77 DL JEFFERY JOHNSON (*AT TULANE)

YEAR	GP-GS	UT	AT	TOTAL	TFL	SACKS	INT	FF	FR	PBU
2018*	13-12	13	17	30	1.0-2	0.5-1	0	0	0	1
2019*	12-8	14	15	29	3.0-19	2.5-17	0	0	1	0
2020*	12-12	16	17	33	6.0-23	3.5-18	0	0	2	0
2021*	12-12	20	24	44	4.0-19	1.5-10	0	0	0	0
2022	8-4	5	6	11	1.0-2	0.0-0	0	0	0	0
Career	57-48	69	78	147	16.0-65	8.0-46	0	0	3	0

#7 LB JAREN KANAK

YEAR	GP-GS	UT	AT	TOTAL	TFL	SACKS	INT	FF	FR	PBU
2022	8-0	6	15	21	0.5-1	0.0-0	0-0	1	1	0
Career	8-0	6	15	21	0.5-1	0.0-0	0-0	1	1	0

#88 DL JORDAN KELLEY

YEAR	GP-GS	UT	AT	TOTAL	TFL	SACKS	INT	FF	FR	PBU
2018	2-0	0	2	2	0.0-0	0.0-0	0-0	0	0	0
2019	1-0	0	0	0	0.0-0	0.0-0	0-0	0	0	0
2020	10-0	2	7	9	2.0-12	0.5-4	0-0	0	0	0
2021	11-0	4	2	6	1.0-3	0.0-0	0-0	1	0	0
2022	8-1	3	3	6	2.0-12	1.0-9	0-0	0	0	0
Career	33-1	9	14	223	5.0-27	1.5-13	0-0	1	0	0

#25 RB JADEN KNOWLES

YEAR	GP-GS	RUSH	AVG	TD	LG	REC	AVG	TD	LG
2021	13-0	4-37	9.3	2	29	2-65	32.5	0	57
Career	13-0	4-37	9.3	2	29	2-65	32.5	0	57

#8 DL JONAH LAULU (*AT HAWAII)

YEAR	GP-GS	UT	AT	TOTAL	TFL	SACKS	INT	FF	FR	PBU
2018*	4-0	0	0	0	0.0-0	0.0-0	0	0	0	0
2019*	15-0	7	4	11	6.0-18	2.5-13	0	1	0	0
2020*	9-7	14	12	26	5.0-19	1.5-10	0	0	0	1
2021*	12-11	21	13	34	8.0-50	4.0-37	0	0	1	1
2022	8-1	3	11	14	2.5-10	1.0-7	0	0	0	0
Career	47-19	45	40	85	21.5-97	9.0-67	0	1	1	2

#12 DB KEY LAWRENCE (*AT TENNESSEE)

YEAR	GP-GS	UT	AT	TOTAL	TFL	SACKS	INT	FF	FR	PBU
2020*	10-0	3	5	8	0.0-0	0.0-0	0	0	0	1
2021	13-4	25	22	47	3.5-26	1.0-18	0	3	0	4
2022	7-3	18	13	31	1.5-5	0.0-0	1-0	2	0	3
Career	30-7	46	40	86	5.0-31	1.0-18	1-0	5	0	8

#24 RB MARCUS MAJOR

YEAR	GP-GS	RUSH	AVG	TD	LG	REC	AVG	TD	LG
2019	3-0	10-28	2.8	0	6	0-0	0.0	0	—
2020	10-1	35-187	5.3	3	46	2-29	14.5	0	24
2021	6-0	15-83	5.5	0	9	1-12	12.0	0	12
2022	6-0	50-204	4.1	4	27	7-58	8.3	1	24
Career	25-1	110-502	4.6	7	27	10-99	9.9	1	24

#17 WR MARVIN MIMS JR.

YEAR	GP-GS	RUSH	AVG	TD	LG	REC	AVG	TD	LG
2020	11-1	2-17	8.5	0	17	37-610	16.5	9	61
2021	13-11	1-15	15.0	0	15	32-705	22.0	5	67
2022	8-7	2-3	1.5	0	4	34-558	16.4	3	58
Career	32-19	5-35	7.0	0	17	103-1,873	18.2	17	67

#56 DB TREY MORRISON (*AT NORTH CAROLINA)

YEAR	GP-GS	UT	AT	TOTAL	TFL	SACKS	INT	FF	FR	PBU
2018*	11-10	40	6	46	5.5-22	2-15	0	0	0	4
2019*	10-9	28	3	31	1.5-4	0.0-0	1	0	0	5
2020*	12-12	33	6	39	2.0-12	1.0-18	1	0	0	4
2021*	13-10	34	13	47	1.0-4	0.0-0	0	1	1	4
2022	8-0	12	10	22	2.5-16	0.5-5	0	0	0	0
Career	54-41	147	38	185	12.5-58	3.5-38	2	1	1	17

#29 DB JORDAN MUKES

YEAR	GP-GS	UT	AT	TOTAL	TFL	SACKS	INT	FF	FR	PBU
2021	12-0	2	2	4	0.0-0	0.0-0	0-0	0	0	0
Career	12-0	2	2	4	0.0-0	0.0-0	0-0	0	0	0

#22 TE DANIEL PARKER (*AT MISSOURI)

YEAR	GP-GS	REC	YDS	AVG	TD	LONG
2018*	12-2	6	63	10.5	1	20
2019*	12-7	15	140	9.3	0	21
2020*	7-6	8	37	4.6	0	16
2021*	11-10	12	97	8.1	3	17
2022	7-0	4	28	7.0	0	12
Career	52-25	45	365	8.1	4	21

#31 DL JALEN REDMOND

YEAR	GP-GS	UT	AT	TOTAL	TFL	SACKS	INT	FF	FR	PBU
2018	3-0	4	2	6	2.5-9	0.0-0	0	0	0-0	0
2019	13-4	14	9	23	11.0-56	6.5-50	0	1	0-0	2
2020					REDSHIRTED — DID NOT PLAY					
2021	8-7	11	8	19	8.0-34	3.5-20	0	0	2-42	0
2022	8-5	6	11	17	6.0-24	1.0-11	0	0	0-0	3
Career	32-16	35	30	65	27.5-123	11.0-81	0	1	2-42	5

#92 DL KORI ROBERSON

YEAR	GP-GS	UT	AT	TOTAL	TFL	SACKS	INT	FF	FR	PBU
2019	4-0	1	0	1	1.0-3	0.0-0	0-0	0	0	0
2020	10-0	4	7	11	3.5-8	1.0-4	0-0	0	0	1
2021	12-0	5	12	17	2.5-6	0.5-1	0-0	0	0	0
Career	26-0	10	19	29	7.0-17	1.5-5	0-0	0	0	1

#19 QB RALPH RUCKER

YEAR	GP-GS	C-A	PCT	YDS	AVG/G	TD	INT	LG	RUSH	YDS	AVG	TD	LG
2021	1-0	2-2	100.0	20	20.0	0	0	12	0	0	0.0	0	0
Career	1-0	2-2	100.0	20	20.0	0	0	12	0	0	0.0	0	0

#34 K ZACH SCHMIT

YEAR	GP-GS	FGM-FGA	PCT	BLK	LONG	PAT	PCT
2020	2-0	0-0	—	—	—	0-0	—
2021	4-0	1-1	100.0	0	46	4-4	100.0
2022	8-0	8-9	88.9	0	44	34-34	100.0
Career	14-0	9-10	90.0	0	46	39-39	100.0

#20 DL CLAYTON SMITH

YEAR	GP-GS	UT	AT	TOTAL	TFL	SACKS	INT	FF	FR	PBU
2021	4-0	1	2	3	0.5-2	0-0	0-0	0	1-0	0
2022	4-0	3	2	5	1.0-5	0-0	0-0	0	0-0	0
Career	8-0	4	4	8	1.5-7	0-0	0-0	0	1-0	0

#89 WR DAMON SMITH

YEAR	GP-GS	REC	YDS	AVG	TD	LONG
2019	2-0	0	0	0.0	0	0
2020	3-0	2	7	3.5	0	14
2021	8-0	1	0	0.0	0	0
Career	12-0	3	7	2.3	0	14

#3 DB ROBERT SPEARS-JENNINGS

YEAR	GP-GS	UT	AT	TOTAL	TFL	SACKS	INT	FF	FR	PBU
2022	4-0	4	5	9	0.5-1	0-0	0-0	0	0-0	0
Career	4-0	4	5	9	0.5-1	0-0	0-0	0	1-0	0

#12 WR DRAKE STOOPS

YEAR	GP-GS	REC	YDS	AVG	TD	LONG
2018	2-0	2	16	8.0	0	8
2019	14-0	8	95	11.9	0	19
2020	10-6	15	219	14.6	2	51
2021	10-2	16	191	11.9	2	31
2022	8-5	18	178	9.9	1	18
Career	44-13	59	699	11.8	5	51

#33 DL MARCUS STRIPLING

YEAR	GP-GS	UT	AT	TOTAL	TFL	SACKS	INT	FF	FR	PBU
2019	14-0	4	2	6	1.0-3	1.0-3	0-0	0	0	0
2020	10-1	7	1	8	3.5-23	2.5-22	0-0	0	0	0
2021	11-1	1	5	6	2.5-7	1.0-5	0-0	0	0	1
2022	7-0	1	4	5	0.5-2	0.0-0	0-0	0	0	0
Career	42-2	13	12	25	7.5-35	4.5-30	0-0	0	0	1

#28 LB DANNY STUTSMAN

YEAR	GP-GS	UT	AT	TOTAL	TFL	SACKS	INT	FF	FR	PBU
2021	10-0	21	17	38	1.5-6	1.0-6	0-0	2	0	0
2022	8-8	37	30	67	8.5-20	1.5-10	1-37	0	0	3
Career	18-8	58	47	105	10.0-26	2.5-18	1-37	2	0	3

#31 TE JACKSON SUMLIN

YEAR	GP-GS	REC	YDS	AVG	TD	LONG
2021	11-0	4	25	6.3	0	11
Career	11-0	4	25	6.3	0	11

#32 DL R MASON THOMAS

YEAR	GP-GS	UT	AT	TOTAL	TFL	SACKS	INT	FF	FR	PBU
2022	5-0	3	2	5	0.5-5	0.5-5	0-0	0	0	0
Career	4-0	3	2	5	0.5-5	0.5-5	0-0	0	0	0

#21 RB BENTAVIOUS THOMPSON (*AT UCF)

YEAR	GP-GS	RUSH	AVG	TD	LG	REC	AVG	TD	LG
2017*		REDSHIRTED							
2018*	13-0	29-150	5.2	0	15	0-0	—	0	—
2019*	13-0	87-604	6.9	8	45	5-25	5.0	0	10
2020*	9-0	73-382	5.2	5	32	3-12	4.0	0	7
Career	35-0	189-1,136	6.0	13	45	8-37	4.6	0	10

#37 P MICHAEL TURK (*AT LAFAYETTE; *AT ARIZONA STATE)

YEAR	GP-GS	PUNTS-YDS	AVG	LONG	TB	FC	I20	50+	BLK
2017*	11-0	67-2,863	42.7	64	3	15	18	16	0
2018*					REDSHIRTED				
2019*	13-0	67-3,082	46.0	75	7	22	36	23	0
2020*	4-0	14-661	47.2	58	4	2	6	5	0
2021	11-0	35-1,791	51.2	85	4	8	16	20	0
2022	8-0	40-1,832	45.8	61	7	13	13	13	0
Career	47-0	223-10,228	45.9	85	25	60	89	77	0

#2 LB DAVID UGWOGGBU

YEAR	GP-GS	UT	AT	TOTAL	TFL	SACKS	INT	FF	FR	PBU
2019	14-1	14	5	19	4.0-13	1.0-5	0-0	0	0	1
2020	11-3	16	18	34	3.0-13	1.0-7	1-0	0	0	0
2021	13-5	22	27	49	1.5-3	0.0-0	0-0	0	0	0
2022	8-8	32	36	68	5.0-35	2.0-19	0-0	0	0	0
Career	45-17	84	86	170	13.5-64	4.0-31	1-0	0	0	1

#26 S KANI WALKER (*AT LOUISVILLE)

YEAR	GP-GS	UT	AT	TOTAL	TFL	SACKS	INT	FF	FR	PBU
2021*	5-0	1	0	1	0.0-0	0.0-0	0	0	0	0
2022	3-0	2	1	3	1.5-1	0.0-0	0	0	0	0
Career	7-0	3	1	4	1.5-1	0.0-0	0	0	0	0

#29 RB TAWEE WALKER

YEAR	GP-GS	RUSH	AVG	TD	LG	REC	AVG	TD	LG
2022	7-0	16-59	3.7	0	7	1-7	7.0	0	7
Career	7-0	16-59	3.7	0	7	1-7	7.0	0	7

#15 S BRYSON WASHINGTON

YEAR	GP-GS	UT	AT	TOTAL	TFL	SACKS	INT	FF	FR	PBU
2020	4-0	3	5	8	0.5-0	0.0-0	0-0	0	0	0
2021	11-0	3	2	5	0.0-0	0.0-0	1-37	0	1	0
2022	1-0	0	0	0	0.0-0	0.0-0	0-0	0	0	0
Career	16-0	6	7	13	0.5-0	0.0-0	1-37	0	1	0

#0 CB WOODI WASHINGTON

YEAR	GP-GS	UT	AT	TOTAL	TFL	SACKS	INT	FF	FR	PBU
2019	4-0	5	10	15	0.0-0	0-0.0	0-0	0	0	0
2020	10-5	32	13	45	0.0-0	0-0.0	2-0	0	0	4
2021	6-5	20	7	27	0.0-0	0.0-0	2-32	0	0	2
2022	8-8	23	12	35	0.0-0	0.0-0	1-0	0	0	2
Career	28-18	82	41	123	0.0-0	0.0-0	5-32	0	0	8

#10 WR THEO WEASE

Year	GP-GS	Rec	Yds	Avg	TD	Long	Rush	Yds	Avg	TD	Long
2019	13-0	8	136	17.0	2	37	0	0	0.0	0	—
2020	11-11	37	530	14.3	4	48	1	-10	-10.0	0	-10
2021	1-0	0	0	0.0	0	—	0	0	0.0	0	—
2022	7-6	15	251	16.7	3	56	0	0	0.0	0	—
Career	31-17	60	917	15.3	9	56	1	-10	-10.0	0	-10

#81 WR TREVON WEST

YEAR	GP-GS	REC	YDS	AVG	TD	LONG
2020	8-0	4	59	14.8	0	23
2021	13-0	4	45	11.3	0	35
2022	8-0	0	0	—	0	—
Career	29-0	8	104	13.0	0	35

#23 LB DASHAUN WHITE

YEAR	GP-GS	UT	AT	TOTAL	TFL	SACKS	INT	FF	FR	PBU
2018	14-0	5	8	13	0.0-0	0.0-0	0-0	0	0	0
2019	14-14	30	22	52	3.5-11	1.0-8	0-0	0	1	0
2020	11-10	20	18	38	5.0-19	2.5-15	0-0	0	0	2
2021	12-12	28	38	66	5.0-11	0.0-0	0-0	0	1	0
2022	8-8	25	24	49	3.0-7	1.0-4	1-0	0	0	4
Career	58-44	108	109	217	16.5-48	4.5-27	1-0	0	2	6

#13 LB SHANE WHITTER

YEAR	GP-GS	UT	AT	TOTAL	TFL	SACKS	INT	FF	FR	PBU
2020	9-0	4	5	9	0.5-1	0.0-0	0-0	0	0	1
2021	13-0	12	15	27	2.0-3	0.0-0	0-0	0	1	0
2022	4-0	2	6	8	0.0-0	0.0-0	0-0	0	0	0
Career	26-0	18	26	44	2.5-4	0.0-0	0-0	0	1	1

#24 DB GENTRY WILLIAMS

YEAR	GP-GS	UT	AT	TOTAL	TFL	SACKS	INT	FF	FR	PBU
2022	8-0	2	3	5	0.0-0	0.0-0	1-0	0	0	0
Career	8-0	2	3	5	0.0-0	0.0-0	1-0	0	0	0

#9 TE BRAYDEN WILLIS

YEAR	GP-GS	RUSH	AVG	TD	LG	REC	AVG	TD	LG
2018	13-0	0-0	0.0	0	0	1-29	29.0	0	29
2019	14-2	2--1	-0.5	0	0	11-168	15.3	3	25
2020	5-2	0-0	0.0	0	0	9-110	12.2	1	21
2021	13-8	0-0	0.0	0	0	15-177	11.8	2	28
2022	8-8	8-18	2.3	0	5	22-320	14.5	5	78
Career	53-20	10-17	1.7	0	5	58-804	13.9	11	78

CAREER HIGHS

#2 RB JOVANTAE BARNES

Rush:21 vs. Kansas (10/15/22)
Yards:100 at TCU (10/1/22)
TDs:2 (2x) MR: vs. Kansas (10/15/22)

#11 QB DAVIS BEVILLE (*AT PITT)

Comp:*14 vs. Michigan State (12/30/21)
Att:*18 vs. Michigan State (12/30/21)
Pass Yds:*149 vs. Michigan State (12/30/21)
Pass TDs:*1 vs. Michigan State (12/30/21)
Rush Yds:13 at Nebraska (9/17/22)
Rush TDs:N/A

#5 DB BILLY BOWMAN

Tackles:11 vs. Kent State (9/10/22)
TFL:1.0 vs. Tulane (9/4/21)
Sacks:N/A
INT:N/A
PBU:2 (2x) MR: vs. Kansas State (9/24/22)

#25 DB JUSTIN BROILES

Tackles:11 (2x) MR: vs. Kent State (9/10/22)
TFL:1.5 at Kansas State (10/2/21)
Sacks:N/A
INT:1 (3x) MR: at Iowa State (10/29/22)
PBU:1 (6x) MR: vs. UTEP (9/3/22)

#6 WR LV BUNKLEY-SHELTON (*AT ARIZ. STATE)

Rec:*4 (7x) MR: vs. Wisconsin (12/30/21)
Yards:*76 vs. Colorado (9/25/21)
TDs:*1 (2x) MR: vs. Washington St. (10/30/21)

#94 DL ISAIAH COE

Tackles:2 (4x), MR: at TCU (10/1/22)
TFL:2.0 (2x) MR: vs. Kansas State (9/24/22)
Sacks:1.0 (2x) MR: vs. UTEP (9/3/22)
INT:N/A
PBU:N/A
Blocks:1 vs. Nebraska (9/18/21)

#22 DB C.J. COLDON (*AT WYOMING)

Tackles:*9 at Northern Illinois (9/11/21)
TFL:1.0 (6x) MR: vs. Texas (10/8/22)
Sacks:*1.0 at Air Force (10/9/21)
INT:*1 (3x) MR: vs. Kansas (10/15/22)
PBU:*3 vs. Montana State (9/4/21)

#16 WR BRIAN DARBY

Rec:3 vs. Tulane (9/4/21)
Yards:49 vs. Texas Tech (10/30/21)
TDs:1 (2x) MR: at Okla. State (11/27/21)

#4 DB JADEN DAVIS

Tackles:7 vs. Texas (10/8/22)
TFL:N/A
Sacks:N/A
INT:1 vs. South Dakota (9/7/19)
PBU:1 (4x) MR: vs. TCU (10/16/21)

#21 DB KENDALL DENNIS

Tackles:2 vs. Texas (10/8/22)
TFL:N/A
Sacks:N/A
INT:N/A
PBU:N/A

#40 DL ETHAN DOWNS

Tackles:4 vs. Oregon (12/29/21)
TFL:2.0 at Nebraska (9/17/22)
Sacks:1.0 (2x) MR: at Nebraska (9/17/22)
INT:N/A
PBU:1 (2x) MR: vs. Texas (10/8/22)

#1 DB JOSHUA EATON

Tackles:1 (7x) MR: at Kansas (10/23/21)
TFL:N/A
Sacks:N/A
INT:N/A
PBU:N/A

#90 DL JOSH ELLISON

Tackles:5 vs. Nebraska (9/18/21)
TFL:1.0 (2x) MR vs. UTEP (9/3/22)
Sacks:0.5 (3x) MR: vs. Nebraska (9/18/21)
INT:N/A
PBU:1 vs. Baylor (12/5/20)

#3 WR JALIL FAROOQ

Rec:5 vs. Kansas State (9/24/22)
Yards:74 at Iowa State (10/29/22)
TDs:1 (2x) MR: at Iowa State (10/29/22)

#82 WR GAVIN FREEMAN

Rush:3 at Iowa State (10/29/22)
Yards:46 vs. UTEP (9/3/22)
TDs:1 vs. UTEP (9/3/22)
Rec:1 (2x) MR: vs. Kansas (10/15/22)
Yards:41 vs. Kansas (10/15/22)
TDs:N/A

#8 QB DILLON GABRIEL (*AT UCF)

Comp:*35 at Memphis (10/17/20)
Att:*51 vs. Tulsa (10/3/20)
Pass Yds:*601 at Memphis (10/17/20)
Pass TDs:*5 (2x) MR: vs. Tulane (10/24/20)
Rush Yds:*64 vs. Boise State (9/2/21)
Rush TDs:1 (10x) MR: at Nebraska (9/17/22)

#1 WR JAYDEN GIBSON

Rec:1 at TCU (10/1/22)
Yards:12 at TCU (10/1/22)
TDs:N/A

#44 DL KELVIN GILLIAM

Tackles:2 vs. W. Carolina (9/11/21)
TFL:0.5 vs. Kent State (9/10/22)
Sacks:N/A
INT:N/A
PBU:N/A

#9 WR D.J. GRAHAM

Tackles:6 (2x) MR: vs. Texas (10/8/22)
TFL:1.0 vs. Baylor (12/5/20)
Sacks:N/A
INT:1 (2x) MR vs. Nebraska (9/18/21)
PBU:1 (5x) MR: at TCU (10/1/22)

#0 RB ERIC GRAY (*AT TENNESSEE)

Rush:*31 at Arkansas (11/7/20)
Yards:*246 vs. Vanderbilt (11/30/19)
TDs:*3 vs. Vanderbilt (11/30/19)
Rec:*8 at Georgia (10/10/20)
Yards:*54 at Georgia (10/10/20)
TD:1 (5x[2xOU]) MR: vs. Oregon (12/29/21)

#14 DL REGGIE GRIMES

Tackles:4 vs. Kent State (9/10/22)
TFL:2.5 (2x) MR: vs. Kent State (9/10/22)
Sacks:2.5 vs. UTEP (9/3/22)
INT:N/A
PBU:1 vs. TCU (10/16/21)

#84 TE CARSTEN GROOS

Rush:1 vs. W. Carolina (9/11/21)
Yards:8 vs. W. Carolina (9/11/21)
TDs:N/A

#56 DL GRACEN HALTON

Tackles:3 (2x) MR: at TCU (10/1/22)
TFL:1.0 at TCU (10/1/22)
Sacks:N/A
INT:N/A
PBU:N/A

#17 DB DAMOND HARMON

Tackles:5 (2x) MR at TCU (10/1/22)
TFL:N/A
Sacks:N/A
INT:N/A
PBU:N/A

#37 DB JUSTIN HARRINGTON

Tackles:8 at TCU (10/1/22)
TFL:N/A
Sacks:N/A
INT:1 vs. Kent State (9/10/22)
PBU:1 (2x) MR: at Nebraska (9/17/22)

#13 WR J.J. HESTER (*AT MISSOURI)

Rec:*3 vs. Army (12/22/21)
Yards:*79 vs. Southeast Mo. State (9/18/21)
TDs:1 (2x) MR: vs. North Texas (10/9/21)

#77 DL JEFFERY JOHNSON (*AT TULANE)

Tackles:*7 vs. East Carolina, 10/2/21
TFL:*2.0 vs. USF, 11/29/21
Sacks:*1.5 vs. Tulsa, 11/2/19
INT:*1 vs. Nicholls, 9/8/18
PBU:N/A

#7 LB JAREN KANAK

Tackles:10 at Nebraska (9/17/22)
TFL:0.5 vs. Kent State (9/10/22)
Sacks:N/A
INT:N/A
PBU:N/A

#88 DL JORDAN KELLEY

Tackles:3 at TCU (10/24/20)
TFL:1.0 (3x) MR: at Iowa State (10/29/22)
Sacks:1.0 at Iowa State (10/29/22)
INT:N/A
PBU:N/A

#25 RB JADEN KNOWLES

Rush:..... 4 vs. W. Carolina (9/11/21)
Yards:..... 37 vs. W. Carolina (9/11/21)
TDs:..... 2 vs. W. Carolina (9/11/21)
Rec:..... 2 vs. W. Carolina (9/11/21)
Yards:..... 65 vs. W. Carolina (9/11/21)
TDs:..... N/A

#8 DL JONAH LAULU (*AT HAWAII)

Tackles:..... *6 at Wyoming, 11/7/20
TFL:..... *2.5 at SDSU, 11/14/20
Sacks:..... *2.0 at UCLA, 8/28/21
INT:..... N/A
PBU:..... N/A

#12 DB KEY LAWRENCE (*AT TENNESSEE)

Tackles:..... 8 at Kansas (10/23/21)
TFL:..... 2.0 at Kansas (10/23/21)
Sacks:..... 1.0 vs. Iowa State (11/20/21)
INT:..... 1 at Nebraska (9/17/22)
PBU:..... 2 (2x) MR: vs. Kansas (10/15/22)

#24 RB MARCUS MAJOR

Rush:..... 12 (3x) MR: at Iowa State (10/29/22)
Yards:..... 110 vs. Florida (12/30/20)
TDs:..... 2 vs. UTEP (9/3/22)
Rec:..... 2 (2x) MR: at Iowa State (10/29/22)
Yards:..... 24 (2x) MR: at Nebraska (9/17/22)
TD:..... 1 at Nebraska (9/17/22)

#41 LB JAKE MCCOY

Tackles:..... 5 at TCU (10/1/22)
TFL:..... N/A
Sacks:..... N/A
INT:..... N/A
PBU:..... N/A

#17 WR MARVIN MIMS JR.

Rec:..... 9 vs. Kansas (10/15/22)
Yards:..... 163 vs. Kent State (9/10/22)
TDs:..... 2 (5x) MR: vs. Kent State (9/10/22)
All-Purpose Yards:.... 203 vs. Kent State (9/10/22)

#6 DB TREY MORRISON (*AT NORTH CAROLINA)

Tackles:..... *12 at Wake Forest (9/13/19)
TFL:..... *2.0 at Miami (9/27/18)
Sacks:..... 1.0 at Miami (9/27/18)
INT:..... 1 (2x) MR: at Florida State (10/17/20)
PBU:..... 1 (14x) MR: at TCU (10/1/22)

#29 DB JORDAN MUKES

Tackles:..... 2 vs. W. Carolina (9/11/21)
TFL:..... N/A
Sacks:..... N/A
INT:..... N/A
PBU:..... N/A

#22 TE DANIEL PARKER (*AT MISSOURI)

Rec:..... *4 (2x) MR: vs. Tennessee (11/23/19)
Yards:..... *46 vs. South Carolina (9/21/19)
TDs:..... *2 at Kentucky (9/11/21)

#31 DL JALEN REDMOND

Tackles:..... 5 vs. Nebraska (9/18/21)
TFL:..... 2.5 (2x) MR: vs. Kent State (9/10/22)
Sacks:..... 1.5 (2x) MR vs. Nebraska (9/18/21)
INT:..... N/A
PBU:..... 1 (4x) MR: vs. Kansas State (9/24/22)

#92 DL KORI ROBERSON

Tackles:..... 4 vs. West Virginia (9/25/21)
TFL:..... 1.0 (3x) MR vs. West Virginia (9/25/21)
Sacks:..... 1.0 at TCU (10/24/20)
INT:..... N/A
PBU:..... 1 vs. Baylor (12/5/20)

#19 QB RALPH RUCKER

Comp:..... 2 vs. W. Carolina (9/11/21)
Att:..... 2 vs. W. Carolina (9/11/21)
Pass Yds:..... 20 vs. W. Carolina (9/11/21)
Pass TDs:..... N/A
Rush Yds:..... N/A
Rush TDs:..... N/A

#27 RB GAVIN SAWCHUK

Rush:..... 2 at TCU (10/1/22)
Yards:..... 5 at TCU (10/1/22)
TDs:..... N/A
Rec:..... N/A
Yards:..... N/A
TD:..... N/A

#20 DL CLAYTON SMITH

Tackles:..... 4 at Nebraska (9/17/22)
TFL:..... 1.0 at Nebraska (9/17/22)
Sacks:..... N/A
INT:..... N/A
PBU:..... N/A

#89 WR DAMON SMITH

Rec:..... 2 vs. Missouri State (9/12/20)
Yards:..... 7 vs. Missouri State (9/12/20)
TDs:..... N/A

#3 DB ROBERT SPEARS-JENNINGS

Tackles:..... 4 vs. Kansas (10/15/22)
TFL:..... 0.5 vs. Texas (10/8/22)
Sacks:..... N/A
INT:..... N/A
PBU:..... N/A

#12 WR DRAKE STOOPS

Rec:..... 4 vs. Kansas (10/15/22)
Yards:..... 93 vs. Kansas State (9/26/20)
TDs:..... 1 (5x) MR: vs. Kent State (9/10/22)

#33 DL MARCUS STRIPLING

Tackles:..... 4 vs. Oregon (12/29/21)
TFL:..... 2.0 vs. Oregon (12/29/21)
Sacks:..... 1.5 vs. Kansas (11/7/20)
INT:..... N/A
PBU:..... N/A

#28 LB DANNY STUTSMAN

Tackles:..... 13 vs. Texas (10/8/22)
TFL:..... 4.0 vs. Kent State (9/10/22)
Sacks:..... 1.0 vs. Kent State (9/10/22)
INT:..... 1 at Iowa State (10/29/22)
PBU:..... 1 vs. Kansas State (9/24/22)

#31 TE JACKSON SUMLIN

Rec:..... 3 vs. W. Carolina (9/11/21)
Yards:..... 19 vs. W. Carolina (9/11/21)
TDs:..... N/A

#32 DL R MASON THOMAS

Tackles:..... 2 (2x) MR: vs. Texas (10/8/22)
TFL:..... 0.5 vs. UTEP (9/3/22)
Sacks:..... 0.5 vs. UTEP (9/3/22)
INT:..... N/A
PBU:..... N/A

#2 LB DAVID UGWOEGBU

Tackles:..... 15 vs. Kansas State (9/24/22)
TFL:..... 2.0 (4x) MR: vs. Kansas (10/15/22)
Sacks:..... 1.0 (2x) MR: vs. UTEP (9/3/22)
INT:..... 1 vs. Okla. State (11/21/20)
PBU:..... 1 at Okla. State (11/30/20)

#29 RB TAWEE WALKER

Rush:..... 5 (2X) MR: at TCU (10/1/22)
Yards:..... 21 vs. Kent State (9/10/22)
TDs:..... N/A

#0 DB WOODI WASHINGTON

Tackles:..... 10 vs. LSU (12/28/19)
TFL:..... N/A
Sacks:..... N/A
INT:..... 2 at Okla. State (11/27/21)
PBU:..... 1 (7x) MR: vs. Texas (10/8/22)

#10 WR THEO WEASE

Rec:..... 8 vs. Texas (10/10/20)
Yards:..... 105 at Texas Tech (10/31/20)
TDs:..... 2 vs. Okla. State (11/21/20)

#81 WR TREVON WEST

Rec:..... 4 vs. Missouri State (9/12/20)
Yards:..... 59 vs. Missouri State (9/12/20)
TDs:..... N/A

#23 LB DASHAUN WHITE

Tackles:..... 14 at Iowa State (10/29/22)
TFL:..... 1.5 (3x) MR: vs. TCU (10/16/21)
Sacks:..... 1.5 vs. Missouri State (9/12/20)
INT:..... 1 vs. Kansas (10/15/22)
PBU:..... 2 vs. Kansas State (9/24/22)

#13 LB SHANE WHITTER

Tackles:..... 5 vs. Kansas (11/7/20)
TFL:..... 1.5 vs. West Virginia (9/25/21)
Sacks:..... N/A
INT:..... N/A
PBU:..... 1 vs. Florida (12/30/20)

#24 DB GENTRY WILLIAMS

Tackles:..... 1 vs. UTEP (9/3/22)
TFL:..... N/A
Sacks:..... N/A
INT:..... 1 vs. UTEP (9/3/22)
PBU:..... N/A

#9 TE BRAYDEN WILLIS

Rush:..... 7 vs. Texas (10/8/22)
Yards:..... 18 vs. Texas (10/8/22)
TDs:..... N/A
Rec:..... 5 (2x) MR: vs. Kansas (10/15/22)
Yards:..... 102 vs. Kansas (10/15/22)
TDs:..... 2 (2x) vs. Kansas State (9/24/22)

THE LAST TIME...

INDIVIDUAL

Rushed 30 times

OU: 37, Samaje Perine vs. Oklahoma State (12/3/16)
Opp.: 30, Justice Hill, Oklahoma State (11/4/17)

Rushed 40 times

OU: 55, Steve Owens at Oklahoma State (11/29/69)
Opp.: 40, Ricky Williams, Texas (10/11/97)

Rushed 50 times

OU: 55, Steve Owens at Oklahoma State (11/29/69)
Opp.: Has not happened since at least 1996

Rushed for 100 yards

OU: 105, Eric Gray at Iowa State (10/29/22)
Opp.: 130, Bijan Robinson, Texas (10/8/22)

Quarterback rushed for 100 yards

OU: 173, Jalen Hurts vs. TCU (11/23/19)
Opp.: 116, Max Duggan, TCU (10/1/22)

Rushed for 200 yards

OU: 217, Kennedy Brooks vs. Texas (10/9/21)
Opp.: 252, Pooka Williams, Kansas (11/17/18)

Rushed for 300 yards

OU: 427, Samaje Perine vs. Kansas (11/22/14)
Opp.: 331, Justin Crawford, West Virginia (11/19/16)

Rushed for 400 yards

OU: 427, Samaje Perine vs. Kansas (11/22/14)
Opp.: Never

Two 100-yard rushers

OU: 186, Rhamondre Stevenson and 110, Marcus Major vs. Florida (12/30/20)
Opp.: 136, Kendre Miller and 116, Max Duggan, TCU (10/1/22)

Three 100-yard rushers

OU: 146, Trevor Knight, 144, Alex Ross & 110, Samaje Perine at Iowa State (11/1/14)
Opp.: Never

Had a 70-yard run from scrimmage

OU: 74, Caleb Williams vs. Iowa State (11/20/21)
Opp.: 75, Sony Michel, Georgia (1/1/18)

Had an 80-yard run from scrimmage

OU: 86, Kennedy Brooks vs. Kansas State (10/27/18)
Opp.: 81, D'Onta Foreman, Texas (10/10/15)

Had a 90-yard run from scrimmage

OU: 99, Abdul Adams at Baylor (9/23/17)
Opp.: 99, Eric Vann, Kansas (10/4/97)

Rushed for three touchdowns

OU: 3, Kennedy Brooks vs. Oregon (12/29/21)
Opp.: 4, Adrian Martinez, Kansas State (9/24/22)

Rushed for four touchdowns

OU: 4, Rodney Anderson vs. West Virginia (11/25/17)
Opp.: 4, Adrian Martinez, Kansas State (9/24/22)

Rushed for five touchdowns

OU: 5, Samaje Perine vs. Kansas (11/22/14)
Opp.: Never

Rushed for six touchdowns

OU: 6, Quentin Griffin vs. Texas (10/7/00)
Opp.: Never

Passed for 300 yards

OU: 403, Dillon Gabriel vs. Kansas (10/15/22)
Opp.: 308, Hunter Dekkers, Iowa State (10/29/22)

Passed for 400 yards

OU: 403, Dillon Gabriel vs. Kansas (10/15/22)
Opp.: 493, Joe Burrow, LSU (12/28/19)

Passed for 500 yards

OU: 598, Baker Mayfield at Oklahoma State (11/4/17)
Opp.: 539, Will Grier, West Virginia (11/23/18)

Attempted 40 passes

OU: 42, Dillon Gabriel vs. Kansas (10/15/22)
Opp.: 40, Anthony Brown, Oregon (12/29/21)

Attempted 50 passes

OU: 71, Landry Jones vs. Oklahoma State (11/24/12)
Opp.: 56, Charlie Brewer, Baylor (12/5/20)

Attempted 60 passes

OU: 71, Landry Jones vs. Oklahoma State (11/24/12)
Opp.: 60, Charlie Brewer, Baylor (9/29/18)

Threw three touchdown passes

OU: 4, Dillon Gabriel vs. Kansas State (9/24/22)
Opp.: 4, Jason Bean, Kansas (10/15/22)

Threw four touchdown passes

OU: 4, Dillon Gabriel vs. Kansas State (9/24/22)
Opp.: 4, Jason Bean, Kansas (10/15/22)

Threw five touchdown passes

OU: 6, Caleb Williams vs. Texas Tech (10/30/21)
Opp.: 5, Casey Thompson, Texas (10/9/21)

Threw six touchdown passes

OU: 6, Caleb Williams vs. Texas Tech (10/30/21)
Opp.: 7, Joe Burrow, LSU (12/28/19)

Non-quarterback touchdown pass

OU: 2 yards, Michael Turk to Zach Schmit at Iowa State (10/29/22)
Opp.: 9 yards, Pooka Williams to Jeremiah Booker, Kansas (11/17/18)

Caught 10 passes

OU: 10, CeeDee Lamb vs. Texas (10/12/19)
Opp.: 10, Xavier Hutchinson, Iowa State (10/29/22)

Had 100 yards receiving

OU: 106, Marvin Mims; 102, Brayden Willis vs. Kansas (10/15/22)
Opp.: 113, Lawrence Arnold; 106, Mason Fairchild, Kansas (10/15/22)

Two 100-yard receivers

OU: 106, Marvin Mims; 102, Brayden Willis vs. Kansas (10/15/22)
Opp.: 113, Lawrence Arnold; 106, Mason Fairchild, Kansas (10/15/22)

Had 150 yards receiving

OU: 163, Marvin Mims vs. Kent State (9/10/22)
Opp.: 152, Charlie Kolar, Iowa State (11/20/21)

Had 200 yards receiving

OU: 243, Marquise Brown at West Virginia (11/23/18)
Opp.: 261, Xavier Worthy, Texas (10/9/21)

Had a 70-yard pass completion

OU: 71, Jalen Hurts to CeeDee Lamb vs. Baylor (12/7/19)
Opp.: 73, Max Duggan to Taye Barber, TCU (10/1/22)

Had an 80-yard pass completion

OU: 82, Kyler Murray to CeeDee Lamb, vs. Kansas State (10/27/18)
Opp.: 81, Jacob Zeno to Trestan Ebner, Baylor (12/7/19)

Had a 90-yard pass completion

OU: 90, Eric Moore to P.J. Mills vs. Iowa State (10/7/95)
Opp.: 90, Jake Waters to Tyler Lockett, Kansas State (11/23/13)

Caught two touchdown passes

OU: 2, Brayden Willis vs. Kansas State (9/24/22)
Opp.: 2, Lawrence Arnold; 2, Mason Fairchild, Kansas (10/15/22)

Caught three touchdown passes

OU: 3, Jadon Haselwood vs. TCU (10/16/21)
Opp.: 3, Quentin Johnston, TCU (10/16/21)

Caught four touchdown passes

OU: 4, Kenny Stills at West Virginia (11/17/12)
Opp.: 4, Justin Jefferson, LSU (12/28/19)

100-yard rusher and 100-yard receiver

OU: 176 (rush), Eric Gray, 106 (rec.), Marvin Mims; 102 (rec.) Brayden Willis vs. Kansas (10/15/22)
Opp.: 136 (rush), Kendre Miller, 116 (rush), Max Duggan, 107 (rush.), Taye Barber (rec.), TCU (10/23/21)

100-yard rusher and 100-yard receiver (same player)

OU: 151 (rush) and 139 (rec.) Rodney Anderson vs. TCU (11/11/17)
Opp.: Has not happened since at least 1996

150-yard rusher and 150-yard receiver

OU: 182 (rush), Kennedy Brooks and 114 (rush) Kyler Murray, 243 (rec.), Marquise Brown at West Virginia (11/23/18)
Opp.: 161 (rush), Zack Langer, 189 (rec.), Keyarris Garrett, Tulsa (9/19/15)

200-yard rusher and 200-yard receiver

OU: 263 (rush), Joe Mixon, 202 (rec.), Dede Westbrook at Texas Tech (10/22/16)
Opp.: 344 (rush), Tavon Austin, 205 (rec.), Stedman Bailey, West Virginia (11/17/12)

Returned a punt for a touchdown

OU: 71, Dede Westbrook vs. Kansas (10/29/16)
Opp.: 92, Tyreek Hill, Oklahoma State (12/6/14)

Returned a kickoff for a touchdown

OU: 97, Joe Mixon vs. Ohio State (9/17/16)
Opp.: 100, Brennan Presley, Oklahoma State (11/27/21)

Returned an interception for a touchdown

OU: 45, Tre Norwood vs. Florida (12/30/20)
Opp.: 98, Vernon Scott, TCU (11/23/19)

Returned a fumble for a touchdown

OU: 42, Jalen Redmond vs. Iowa State (11/20/21)
Opp.: 63, Cassius Sendish, Kansas (11/22/14)

Returned a blocked field goal for a touchdown

OU: 48, Darryl Bright vs. Texas Tech (11/21/98)
Opp.: Under research

Returned a blocked punt for a touchdown

OU: 0, Austin Stogner vs. West Virginia (10/19/19)
Opp.: 24, Nathan Jeffery, UTEP (9/1/12)

Had 10 tackles

OU: 14, DaShaun White at Iowa State (10/29/22)
Opp.: 14, Kenny Logan Jr.; 11, Lorenzo McCaskill, Kansas (10/15/22)

Had 15 tackles

OU: 15, David Ugwoegbu vs. Kansas State (9/24/22)
Opp.: 16, Garret Wallow, TCU (11/23/19)

Had 20 tackles

OU: 28, Kenneth Murray; 23, Curtis Bolton vs. Army (9/22/18)
Opp.: 21, Jalen Reeves-Maybin, Tennessee (9/12/15)

Had multiple interceptions

OU: 2, Woodi Washington at Oklahoma State (11/27/21)
Opp.: 2, Dylan Haines, Texas (10/8/16)

Had at least 2.0 sacks

OU: 2.5, Reggie Grimes, vs. UTEP (9/3/22)
Opp.: 2.0, Dee Winters, TCU (10/1/22)

Blocked a punt

OU: David Ugwoegbu vs. Texas (10/10/20)
Opp.: DeMarvion Overshown, Texas (10/9/21)

Blocked a field goal

OU: Perrion Winfrey vs. Texas (10/10/20)
Opp.: Lorenzo Carter, Georgia (1/1/18)

Blocked an extra point attempt

OU: Isaiah Coe vs. Nebraska (9/18/21)
Opp.: Team, Kansas (11/17/18)

Recorded a safety

OU: David Ugwoegbu vs. Kent State (9/10/22)
Opp.: Team, Texas A&M (11/6/10) (Bad snap thru end zone)

Made three field goals

OU: 4, Gabe Brkic vs. Texas (10/9/21)
Opp.: 3, John Mayers, Baylor (12/7/19)

Made a 50-yard field goal

OU: 53, Gabe Brkic vs. Texas Tech (10/30/21)
Opp.: 55, Rodrigo Blankenship, Georgia (1/1/18)

Had a 70-yard punt

OU: 85, Michael Turk vs. Texas (10/9/21)
Opp.: 78, Cameron Dicker, Texas (10/9/21)

Converted a two-point conversion

OU: Spencer Rattler pass to Drake Stoops vs. Texas (10/9/21)
Opp.: Kris Hutson, Oregon (12/29/21)

Returned a blocked PAT for a two-point conversion:

OU: Patrick Fields vs. Nebraska (9/18/21)
Opp.: Quandre Diggs, Texas (10/13/12)

Returned a two-point PAT attempt for a two-point conversion:

OU: Robert Barnes at Texas Tech (11/3/18)
Opp.: N/A

TEAM

Scored 40 points

OU: 52-42, vs. Kansas (10/15/22)
Opp: 52-42, Kansas (10/15/22)

Scored 50 points

OU: 52-42, vs. Kansas (10/15/22)
Opp: 55-24, TCU (10/1/22)

Scored 60 points

OU: 76-0, vs. Western Carolina (9/11/21)
Opp: 63-28, LSU (12/28/19)

Scored 70 points

OU: 76-0, vs. Western Carolina (9/11/21)
Opp.: 73-21, Nebraska (11/2/96)

Posted a shutout

OU: 76-0, vs. Western Carolina (9/11/21)
Opp.: 49-0, vs. Texas (10/8/22)

Rushed for 200 yards

OU: 298, vs. Kansas (10/15/22)
Opp.: 296, Texas (10/8/22)

Rushed for 300 yards

OU: 312, at Nebraska (9/17/22)
Opp.: 361, TCU (10/1/22)

Rushed for 400 yards

OU: 435, vs. Florida (12/30/20)
Opp.: 458 at West Virginia (11/17/12)

Rushed for 500 yards

OU: 510, Kansas (11/22/14)
Opp.: Never

Rushed for 600 yards

OU: 768 vs. Kansas State (10/15/88)
Opp.: Never

Rushed for 700 yards

OU: 768 vs. Kansas State (10/15/88)
Opp.: Never

Rushed for less than 100 yards

OU: 78 vs. Baylor (11/13/21)
Opp.: 66, Iowa State (10/29/22)

Rushed for five touchdowns

OU: 5 vs. Kansas (10/15/22)
Opp.: 5, TCU (10/1/22)

Rushed for six touchdowns

OU: 6 vs. Kansas (11/7/20)
Opp.: 6, Kansas State (10/26/19)

Rushed for seven touchdowns

OU: 7, Texas Tech (10/24/15)
Opp.: 8, Nebraska (11/1/97)

Rushed for eight touchdowns

OU: 8, Florida A&M (9/8/12)
Opp.: 8, Nebraska (11/1/97)

Passed for 300 yards

OU: 403, vs. Kansas (10/15/22)
Opp.: 308, Iowa State (10/29/22)

Passed for 400 yards

OU: 403, vs. Kansas (10/15/22)
Opp.: 532, LSU (12/28/19)

Passed for 500 yards

OU: 598, at Oklahoma State (11/4/17)
Opp.: 532, LSU (12/28/19)

Passed for less than 100 yards

OU: 39, vs. Texas (10/8/22)
Opp.: 65, TCU (11/23/19)

Passed for five touchdowns

OU: 7, vs. Texas Tech (10/30/21)
Opp.: 5, Texas (10/9/21)

Passed for six touchdowns

OU: 7, vs. Texas Tech (10/30/21)
Opp.: 7, LSU (12/28/19)

Gained 500 yards total offense

OU: 701, vs. Kansas (10/15/22)
Opp.: 585, Texas (10/8/22)

Gained 600 yards total offense

OU: 701, vs. Kansas (10/15/22)
Opp.: 668, TCU (10/1/22)

Gained 700 yards total offense

OU: 701, vs. Kansas (10/15/22)
Opp.: 704, West Virginia (11/23/18)

Gained 800 yards total offense

OU: 854, at Texas Tech (10/22/16)
Opp.: 854, Texas Tech (10/22/16)

Held under 100 total yards

OU: 83, vs. Navy (10/2/65)
Opp.: 44 vs. Idaho State (9/12/09)

Held under 200 total yards

OU: 195, vs. Texas (10/8/22)
Opp.: 178, vs. Western Carolina (9/11/21)

BEST OF THE 2000s

INDIVIDUAL

OFFENSE

Rushing Yards

427, Samaje Perine vs. Kansas (11/22/14)*
 263, Joe Mixon at Texas Tech (10/22/16)
 249, Adrian Peterson at Oklahoma State (10/30/04)
 248, Quentin Griffin vs. Texas (10/12/02)
 242, Samaje Perine at West Virginia (9/20/14)

Rushing Attempts

37, Samaje Perine vs. Oklahoma State (12/3/16)
 36, Adrian Peterson at Kansas State (10/16/04)
 35, Samaje Perine vs. Texas (10/8/16)
 35, DeMarco Murray vs. Utah State (9/4/10)
 35, Allen Patrick at Missouri (10/28/06)
 35, Allen Patrick vs. Colorado (10/21/06)

Rushing Touchdowns

6, Quentin Griffin vs. Texas (10/7/00)*
 5, Samaje Perine vs. Kansas (11/22/14)
 5, DeMarco Murray vs. North Texas (9/1/07)
 4, Done 8 times, MR:
 Rodney Anderson vs. West Virginia (11/25/17)

Passing Yards

598, Baker Mayfield at Oklahoma State (11/4/17)*
 554, Landry Jones at West Virginia (11/17/12)
 545, Baker Mayfield at Texas Tech (10/22/16)
 505, Landry Jones at Kansas State (10/29/11)
 500, Landry Jones vs. Oklahoma State (11/24/12)

Pass Completions

46, Landry Jones vs. Oklahoma State (11/24/12)*
 38, Landry Jones at West Virginia (11/17/12)
 37, Landry Jones at Oklahoma State (11/27/10)
 36, Done 5 times, MR: Landry Jones at Baylor (11/19/11)

Pass Attempts

71, Landry Jones vs. Oklahoma State (11/24/12)*
 62, Landry Jones at Oklahoma State (11/27/10)
 59, Landry Jones at Texas A&M (11/6/10)
 58, Landry Jones at Nebraska (11/7/09)
 55, Landry Jones vs. Texas Tech (10/22/11)

Passing Touchdowns

7, Baker Mayfield at Texas Tech (10/22/16)*
 6, Caleb Williams vs. Texas Tech (10/30/21)
 6, Kyler Murray vs. Baylor (9/29/18)
 6, Landry Jones at West Virginia (11/17/12)
 6, Landry Jones vs. Tulsa (9/19/09)
 5, Done 19 times, MR: Spencer Rattler vs. Western Carolina (9/11/21)

Receptions

15, Sterling Shepard vs. Kansas State (10/18/14)*
 15, Justin Brown vs. Oklahoma State (11/24/12)*
 15, Jalen Saunders vs. Notre Dame (10/27/12)*
 15, Ryan Broyles vs. Iowa State (10/16/10)*
 14, Sterling Shepard at Baylor (11/14/15)
 14, Ryan Broyles at Kansas State (10/29/11)
 14, Ryan Broyles vs. Tulsa (9/3/11)

Receiving Yards

265, Marquise Brown at Oklahoma State (11/4/17)*
 243, Marquise Brown at West Virginia (11/23/18)
 232, Dede Westbrook vs. Texas (10/8/16)
 217, Ryan Broyles at Kansas (10/15/11)
 215, Sterling Shepard at TCU (10/4/14)

Receiving Touchdowns

4, Kenny Stills at West Virginia (11/17/12)*
 4, Jermaine Gresham vs. Texas A&M (11/3/07)*
 4, Trent Smith at Kansas (10/13/01)*
 3, Done 15 times, MR: CeeDee Lamb vs. Texas Tech (9/28/19)

Total Offense

589, Baker Mayfield at Oklahoma State (11/4/17)*
 572, Baker Mayfield vs. Tulsa (9/19/15)
 564, Baker Mayfield at Texas Tech (10/22/16)
 554, Landry Jones at West Virginia (11/17/12)
 508, Jalen Hurts vs. Houston (9/1/19)

All-Purpose Yards

446, Samaje Perine vs. Kansas (11/22/14)*
 377, Joe Mixon at Texas Tech (10/22/16)
 316, Ryan Broyles vs. Oklahoma State (11/28/09)
 301, Ryan Broyles at Kansas (10/15/11)
 290, Rodney Anderson vs. TCU (11/11/17)

Tackles

28, Kenneth Murray vs. Army (9/22/18)
 23, Curtis Bolton vs. Army (9/22/18)
 19, Dominique Alexander vs. Texas (10/12/13)
 19, Travis Lewis vs. Texas (10/11/08)
 19, Lance Mitchell at Missouri (10/5/02)

Tackles for Loss

5.0, Pryce Macon vs. Nebraska (12/4/10)
 5.0, Rufus Alexander vs. Middle Tennessee (9/23/06)
 5.0, Teddy Lehman vs. Kansas State (12/6/03)
 5.0, Jimmy Wilkerson at Baylor (11/4/00)
 4.0, many times, MR: Danny Stutsman vs. Kent State (9/10/22)

Sacks

3.0, 15 times, MR: Nik Bonitto vs. Kansas (11/7/20)

Interceptions

3, Tony Jefferson vs. Ball State (10/1/11)*
 3, J.T. Thatcher vs. Kansas (9/30/00)*
 2, 24 times, MR: Woodi Washington at Okla. State (11/27/21)

Pass Breakups

5, Derrick Strait vs. Oklahoma State (11/24/01)
 4, 9 times, MR: Tre Brown vs. Baylor (9/29/18)

SPECIAL TEAMS

Field Goals Made

4, 10 times, MR: Gabe Brkic vs. Texas (10/9/21)*

LONGEST PLAYS

Rush

99, Abdul Adams at Baylor (9/23/17)*
 95, Damien Williams vs. Texas (10/13/12)*
 92, DeMarco Murray vs. Utah State (9/15/07)*
 89, Damien Williams vs. Florida A&M (9/8/12)*
 86, Kennedy Brooks vs. Kansas State (10/27/18)*
 84, Adrian Peterson vs. Oklahoma State (11/26/05)*

Pass Play

88, Baker Mayfield to Dede Westbrook vs. Kansas State (10/15/16)*
 87, Kyler Murray to Marquise Brown vs. Tulane (9/16/17)*
 86, Landry Jones to Cameron Kenney at OSU (11/27/10)*
 86, Kyler Murray to CeeDee Lamb vs. Baylor (9/29/18)*
 84, Baker Mayfield to Marquise Brown at Oklahoma State (11/4/17)*
 82, Kyler Murray to CeeDee Lamb vs. Kansas State (10/27/18)*
 82, Baker Mayfield to CeeDee Lamb vs. Tulane (9/16/17)*
 82, Blake Bell to Jaz Reynolds vs. Tulsa (9/14/13)

Punt

85, Michael Turk vs. Texas (10/9/21)
 85, Tress Way vs. Utah State (9/4/10)
 75, Tress Way at TCU (12/1/12)
 75, Michael Cohen at Texas A&M (11/4/06)
 74, Tress Way vs. Oklahoma State (11/28/09)
 73, Cody Freeby at Texas Tech (11/19/05)

Field Goal

56, Gabe Brkic vs. Western Carolina (9/11/21)
 56, Gabe Brkic vs. Tulane (9/4/21)
 55, Gabe Brkic vs. Tulane (9/4/21)
 54, Gabe Brkic vs. Iowa State (12/19/20)
 53, Gabe Brkic vs. Texas Tech (10/30/21)
 53, Michael Hunnicutt at Kansas State (10/29/11)
 53, Garrett Hartley vs. Utah State (9/15/07)
 52, Garrett Hartley vs. Texas (10/8/05)
 51, Austin Seibert vs. West Virginia (11/25/17)
 51, Gabe Brkic vs. Tulane (9/4/21)
 51, Gabe Brkic at Iowa State (10/3/20)
 50, Garrett Hartley at Nebraska (10/29/05)
 50, Gabe Brkic vs. Baylor (12/5/20)
 50, Gabe Brkic vs. Kansas (11/7/20)

Punt Return

91, Antonio Perkins at Tulsa (8/30/02)*
 91, Jalen Saunders vs. Iowa State (11/16/13)*
 90, Justin Brown vs. Kansas (10/20/12)*
 87, Ryan Broyles vs. Oklahoma State (11/28/09)*
 84, Antonio Perkins vs. UCLA (9/20/03)*

Kick Return

100, Alex Ross at West Virginia (9/20/14)*
 100, Roy Finch vs. Kansas (10/20/12)*
 100, Mark Bradley at Iowa State (10/4/03)*
 97, Joe Mixon vs. Ohio State (9/17/16)*
 93, J.T. Thatcher at Kansas State (10/14/00)

Interception Return

100, Julian Wilson vs. Tennessee (9/13/14)*
 97, Derrick Strait at Texas Tech (11/22/03)
 85, Dominique Franks at Kansas (10/24/09)*
 85, J.T. Thatcher vs. Texas Tech (11/18/00)*
 80, Jordan Evans at West Virginia (11/19/16)*

Fumble Return

70, Nik Bonitto at Kansas State (10/2/21)*
 69, Cory Heinecke at Air Force (9/1/01)*
 61, Reggie Smith vs. Miami (FL) (9/8/07)*
 56, Jamell Fleming vs. Texas (10/8/11)*
 53, Keenan Clayton vs. Texas Tech (11/22/08)

* School record

Play resulted in a touchdown

TEAM

OFFENSE

First Downs

44, vs. Oklahoma State (11/24/12)
41, at Iowa State (11/1/14)
39, vs. Missouri (12/6/08)
38, vs. Tulsa (9/19/15)
37, vs. Iowa State (10/16/10)

Rushing Yards

510, vs. Kansas (11/22/14)
510, at Iowa State (11/1/14)
435, vs. Florida (12/30/20)
405, vs. Texas Tech (10/24/15)
405, vs. Iowa State (11/16/13)
384, at Texas Tech (11/15/14)

Rushing Attempts

66, vs. Iowa State (10/19/02)
64, vs. TCU (11/23/19)
64, at West Virginia (11/19/16)
63, vs. Oklahoma State (12/6/14)
61, vs. Texas A&M (11/8/03)
61, vs. Texas Tech (11/23/02)

Rushing Touchdowns

8, vs. Florida A&M (9/8/12)
7, vs. Texas Tech (10/24/15)
7, vs. North Texas (9/1/07)
7, vs. Texas (10/7/00)
6, vs. Kansas (11/7/20)
6, at Texas Tech (10/31/20)
6, vs. Texas (10/13/12)
6, vs. Missouri (12/6/08)

Passing Yards

598, at Oklahoma State (11/4/17)
554, at West Virginia (11/17/12)
545, at Texas Tech (10/22/16)
520, at Kansas State (10/29/11)
512, vs. Oklahoma State (11/24/12)

Pass Completions

47, vs. Oklahoma State (11/24/12)
39, vs. Tulsa (9/3/11)
39, vs. Tulsa (11/3/01)
38, at West Virginia (11/17/12)
37, at Oklahoma State (11/27/10)
37, at Kansas State (10/29/11)

Pass Attempts

73, vs. Oklahoma State (11/24/12)
62, at Oklahoma State (11/27/10)
60, at Texas A&M (11/6/10)
58, at Nebraska (11/7/09)
55, vs. Texas Tech (10/22/11)

Passing Touchdowns

7, vs. Texas Tech (10/30/21)
7, at Texas Tech (10/22/16)
6, vs. South Dakota (9/7/19)
6 vs. Baylor (9/29/18)
6, at West Virginia (11/17/12)
6, vs. Tulsa (9/19/09)
6, vs. Miami (FL) (9/8/07)
5, 24 times, MR: vs. Western Carolina (9/11/21)

Total Offense

854, at Texas Tech (10/22/16)
785, at Oklahoma State (11/4/17)
773, vs. Tulsa (9/19/15)
751, at Iowa State (11/1/14)
733, vs. South Dakota (9/7/19)
710, at Kansas (10/31/15)
701, vs. Kansas (10/15/22)

Points

79, vs. North Texas (9/1/07)
77, vs. Texas A&M (11/8/03)
76, vs. Western Carolina (9/11/21)
70, vs. South Dakota (9/7/19)
69, vs. Florida A&M (9/8/12)
68, vs. UTEP (9/14/02)
66, at Texas Tech (10/22/16)
66, at Texas A&M (11/8/08)

DEFENSE

Fewest First Downs Allowed

1, vs. Chattanooga (8/30/08)
3, vs. Colorado (12/4/04)
3, vs. Texas A&M (11/8/03)
5, vs. Colorado (10/21/06)
5, vs. Iowa State (10/19/02)
5, vs. Texas A&M (11/10/01)

Fewest Rush Yards Allowed

-48, at Baylor (11/18/06)
-22, vs. Idaho State (9/12/09)
-7, at Texas Tech (11/17/01)
-7, vs. Texas (10/7/00)
-4, vs. Colorado (12/4/04)

Fewest Pass Yards Allowed

13, vs. Arkansas (1/1/02)
16, at Kansas (10/19/13)
20, vs. Chattanooga (8/30/08)
25, at Baylor (11/4/00)
32, vs. Texas A&M (11/8/03)
40, vs. Army (9/22/18)

Fewest Completions Allowed

2, vs. Arkansas (1/1/02)
3, vs. Army (9/22/18)
3, vs. Chattanooga (8/30/08)
3, vs. Colorado (10/21/06)
4, vs. Texas A&M (11/8/03)
4, vs. Iowa State (10/19/02)

Fewest Total Yards Allowed

36, vs. Chattanooga (8/30/08)
44, vs. Idaho State (9/12/09)
46, vs. Colorado (12/4/04)
50, vs. Arkansas (1/1/02)
54, vs. Texas A&M (11/8/03)

Fewest Points Allowed

0, 15 times, MR: vs. Western Carolina (9/11/21)

Most Sacks Recorded

9, vs. Kansas (11/7/20)
9, vs. Texas (10/12/19)
9, vs. Arkansas (1/1/02)
9, at Nebraska (10/29/05)
8, vs. Texas (10/8/11)
7, 8 times, MR: vs. Iowa State (11/20/21)

Most Tackles for Loss Recorded

17, vs. Idaho State (9/12/09)
16, vs. Texas (10/8/11)
15, vs. Oklahoma State (11/26/05)
15, vs. Texas (10/12/19)
15, vs. Baylor (12/7/19)
14, 3 times, MR: vs. Kent State (9/10/22)

Most Interceptions Recorded

5, at Texas Tech (11/22/03)
5, vs. Kansas (9/30/00)
4, vs. Texas Tech (10/24/15)
4, vs. Texas (10/6/01)
3, 26 times, MR: at Iowa State (10/29/22)

Most Turnovers Forced

7, vs. Kansas (9/30/00)
7, vs. UTEP (9/2/00)
6, vs. Texas (10/11/03)
5, 10 times, MR: vs. West Virginia (10/3/15)

2022 RESULTS (OVERALL: 5-3 BIG 12: 2-3 HOME: 3-1 AWAY: 2-1 NEUTRAL: 0-1)										
Date	CFP/AP/C	Opponent (Rank)	TV	Site	Result	Attend.	Top Passer	Top Rusher	Top Receiver	Top Tackler
9/2	(NA/9/9)	UTEP	FOX	Norman	W, 45-13	83,173	Gabriel (15-23-233-0, 2 TD)	Gray (16-102-0)	Mims (3-81-0)	Bowman/Stutsman (9)
9/10	(NA/7/7)	Kent State	ESPN+	Norman	W, 33-3	83,911	Gabriel (21-28-296-0, 3 TD)	Gray (10-71-0)	Mims (7-163-2)	Stutsman (12)
9/17	(NA/6/6)	Nebraska	FOX	Lincoln, Neb.	W, 49-14	87,161	Gabriel (16-27-230-0, 2 TD)	Gray (11-113-2)	Mims (6-66-0)	Kanak (10)
9/24	(NA/6/6)	Kansas State	FOX	Norman	L, 34-41	84,376	Gabriel (26-39-330-0, 4 TD)	Gray (16-114-0)	Mims (4-87-1)	Ugwoegbu (15)
10/1	(NA/18/16)	at TCU (NA/RV/RV)	ABC	Fort Worth, Texas	L, 24-55	49,094	Gabriel (7-16-126-0, 0 TD)	Barnes (18-100-2)	Mims (4-41-0)	Ugwoegbu (10)
10/8	(NA/RV/RV)	vs. Texas (NA/NA/RV)	ABC	Dallas, Texas	L, 0-49	92,100	Beville (16-12-38-1, 0 TD)	Farooq (5-61-0)	Willis (2-25-0)	Stutsman (13)
10/15		Kansas (NA/19/20)	ESPN2	Norman	W, 52-42	83,874	Gabriel (29-42-403-1, 2 TD)	Gray (20-176-2)	Mims (9-106-0)	Ugwoegbu/White (8)
10/29		at Iowa State	FS1	Ames, Iowa	W, 27-14	58,716	Gabriel (15-26-148-0, 1 TD)	Gray (20-101-1)	Farooq (4-74-1)	White (14)
11/5		Baylor (NA/RV/RV)	ESPN+	Norman						
11/12		at West Virginia		Morgantown, W.Va.						
11/19		Oklahoma State		Norman						
11/26		at Texas Tech		Lubbock, Texas						

TEAM STATISTICS

	OU	OPP
SCORING	264	230
Points Per Game	33.0	28.8
Points Off Turnovers	31	28
FIRST DOWNS	187	201
Rushing	93	85
Passing	84	99
Penalty	10	17
RUSHING YARDAGE	1740	1518
Yards gained rushing	1893	1757
Yards lost rushing	153	239
Rushing Attempts	357	330
Average Per Rush	4.9	4.6
Average Per Game	217.5	189.8
TDs Rushing	18	16
PASSING YARDAGE	1895	1986
Comp-Att-Int	149-239-3	182-286-9
Average Per Pass	7.9	6.9
Average Per Catch	12.7	10.9
Average Per Game	236.9	248.2
TDs Passing	16	14
TOTAL OFFENSE	3635	3504
Total Plays	596	616
Average Per Play	6.1	5.7
Average Per Game	454.4	438.0
KICK RETURNS: #-Yards	18-345	7-168
PUNT RETURNS: #-Yards	7-127	7-22
INT RETURNS: #-Yards	9-59	3-23
KICK RETURN AVERAGE	19.2	24.0
PUNT RETURN AVERAGE	18.1	3.1
INT RETURN AVERAGE	7.4	7.7
FUMBLES-LOST	9-5	8-2
PENALTIES-Yards	47-428	38-327
Average Per Game	53.5	40.9
PUNTS-Yards	40-1832	41-1753
Average Per Punt	45.8	42.8
Net punt average	41.8	38.7
KICKOFFS-Yards	50-3111	45-2675
Average Per Kick	62.2	59.4
Net kick average	38.9	40.7
TIME OF POSSESSION/Game	26:41	33:19
3RD-DOWN Conversions	52/120	54/125
3rd-Down Pct	43%	43%
4TH-DOWN Conversions	9/17	6/14
4th-Down Pct	53%	43%
SACKS BY-Yards	16-124	17-86
MISC YARDS	0	0
TOUCHDOWNS SCORED	34	30
FIELD GOALS-ATTEMPTS	8-9	7-9
ON-SIDE KICKS	0-0	0-0
RED-ZONE SCORES	(25-29) 86%	(26-31) 84%
RED-ZONE TOUCHDOWNS	(20-29) 69%	(22-31) 71%
PAT-ATTEMPTS	(34-34) 100%	(29-30) 97%
ATTENDANCE	335,334	194,972
Games/Avg Per Game	4/83,534	3/64,991
Neutral Site Games		1/92,100

SCORE BY QUARTERS

	1st	2nd	3rd	4th	OT	TOTAL
Oklahoma	69	83	76	36	—	264
Opponents	72	68	38	52	—	230

RUSHING

Name	G	Att	Gain	Loss	Net	Avg	TD	Long	Avg/G
Gray, Eric	8	117	805	9	796	6.8	6	44	99.5
Barnes, Jovantae	7	72	319	3	316	4.4	4	31	45.1
Major, Marcus	6	50	210	6	204	4.1	4	27	34.0
Gabriel, Dillon	7	44	240	60	180	4.1	3	61	25.7
Farooq, Jalil	8	9	96	2	94	10.4	0	24	11.8
Freeman, Gavin	8	5	64	0	64	12.8	1	46	8.0
Walker, Tawee	7	16	61	2	59	3.7	0	7	8.4
Stoops, Drake	8	7	40	0	40	5.7	0	14	5.0
Willis, Brayden	8	8	20	2	18	2.2	0	5	2.2
Bunkley-Shelton, LV	7	1	5	0	5	5.0	0	5	0.7
Sawchuk, Gavin	1	2	5	0	5	2.5	0	3	5.0
Mims Jr., Marvin	8	2	4	1	3	1.5	0	4	0.4
Beville, Davis	5	15	24	39	-15	-1.0	0	13	-3.0
TEAM	8	9	0	29	-29	-3.2	0	0	-3.6
Total	8	357	1893	153	1740	4.9	18	61	217.5
Opponents	8	330	1757	239	1518	4.6	16	69	189.8

PASSING

Name	G	Effic	Comp-Att-Int	Pct	Yds	TD	Long	Avg/G
Gabriel, Dillon	7	159.97	129-201-1	64.2	1766	14	78	252.3
Beville, Davis	5	71.89	15-30-1	50.0	102	0	16	20.4
Gray, Eric	8	-50.00	1-2-1	50.0	0	0	0	0.0
Turk, Michael	8	286.00	2-2-0	100.0	5	1	3	0.6
Willis, Brayden	8	631.60	1-1-0	100.0	24	1	24	3.0
Evers, Nick	1	0.00	0-1-0	0.0	0	0	0	0.0
Major, Marcus	6	83.20	1-1-0	100.0	-2	0	0	-0.3
TEAM	8	0.00	0-1-0	0.0	0	0	0	0.0
Total	8	148.53	149-239-3	62.3	1895	16	78	236.9
Opponents	8	131.83	182-286-9	63.6	1986	14	73	248.2

RECEIVING

Name	G	No	Yds	Avg	TD	Long	Avg/G
Mims Jr., Marvin	8	34	558	16.4	3	58	69.8
Willis, Brayden	8	22	320	14.5	5	78	40.0
Farooq, Jalil	8	20	269	13.4	2	41	33.6
Stoops, Drake	8	18	178	9.9	1	18	22.2
Gray, Eric	8	16	119	7.4	0	24	14.9
Wease, Theo	7	15	251	16.7	3	56	35.9
Major, Marcus	6	7	58	8.3	1	24	9.7
Parker, Daniel	7	4	28	7.0	0	12	4.0
Barnes, Jovantae	7	4	21	5.2	0	13	3.0
Freeman, Gavin	8	2	42	21.0	0	41	5.2
Schmit, Zach	8	2	5	2.5	1	3	0.6
Hester, JJ	3	1	13	13.0	0	13	4.3
Gibson, Jayden	5	1	12	12.0	0	12	2.4
Bunkley-Shelton, LV	7	1	10	10.0	0	10	1.4
Walker, Tawee	7	1	7	7.0	0	7	1.0
Helms, Kaden	3	1	4	4.0	0	4	1.3
Total	8	149	1895	12.7	16	78	236.9
Opponents	8	182	1986	10.9	14	73	248.2

PUNT RETURNS

Name	No.	Yds	Avg	TD	Long
Mims Jr., Marvin	6	118	19.7	0	41
Bunkley-Shelton, LV	1	8	8.0	0	8
West, Trevon	0	1	0.0	0	1
Total	7	127	18.1	0	41
Opponents	7	22	3.1	0	13

KICK RETURNS

Name	No.	Yds	Avg	TD	Long
Bowman, Billy	8	135	16.9	0	26
Farooq, Jalil	8	186	23.2	0	47
Bunkley-Shelton, LV	1	14	14.0	0	14
Walker, Tawee	1	10	10.0	0	10
Total	18	345	19.2	0	47
Opponents	7	168	24.0	0	58

INTERCEPTIONS

Name	No.	Yds	Avg	TD	Long
Coldon, C.J.	2	20	10.0	0	20
Stutsman, Danny	1	37	37.0	0	37
Williams, Gentry	1	0	0.0	0	0
Broiles, Justin	1	0	0.0	0	0
Washington, Woodi	1	0	0.0	0	0
Lawrence, Key	1	0	0.0	0	0
White, DaShaun	1	0	0.0	0	0
Harrington, Justin	1	22	22.0	0	22
Total	9	59	6.6	0	37
Opponents	3	23	7.7	0	17

FUMBLE RETURNS

Name	No.	Yds	Avg	TD	Long
Bowman, Billy	1	0	0.0	0	0
Kanak, Jaren	1	0	0.0	0	0
Total	2	0	0.0	0	0
Opponents	0	0	0.0	0	0

FIELD GOALS BY PLAYER

Name	FGM-FGA	Pct.	01-19	20-29	30-39	40-49	50-99	Lg	Blk
Schmit, Zach	8-9	88.9	0-0	2-2	2-3	4-4	0-0	44	0

FIELD GOALS SEQUENCE

	Oklahoma	Opponents
UTEP	(22)	(48),(54)
Kent State	(25)	(37),41
Nebraska	39	—
Kansas State	(41),(44)	(23),(29)
TCU	(43)	—
Texas	—	42
Kansas	(37)	—
Iowa State	(41),(34)	(27),(43)
Baylor		
West Virginia		
Oklahoma State		
Texas Tech		

Numbers in (parentheses) indicate field goal was made

PUNTING

Name	No.	Yds.	Avg.	Long	TB	FC	I20	50+	Blkd
Turk, Michael	40	1832	45.8	61	7	13	13	13	0
Total	40	1832	45.8	61	7	13	13	13	0
Opponents	41	1753	42.8	60	2	26	11	5	0

KICKOFFS

Name	No.	Yds.	Avg.	TB	OB	Ret.	Net	YdLn
Schmit, Zach	49	3103	63.3	40	0			
Turk, Michael	1	8	8.0	0	0			
Total	50	3111	62.2	40	0	168	38.9	26
Opponents	45	2675	59.4	20	2	345	40.7	24

SCORING

Name	TD	FGs	PAT Kick	PAT Rush	PAT Rcv	PAT Pass	DXP	Saf	Points
Schmit, Zach	1	8-9	34-34	0-0	0	0-0	0	0	64
Gray, Eric	6	0-0	0-0	0-0	0	0-0	0	0	36
Major, Marcus	5	0-0	0-0	0-0	0	0-0	0	0	30
Willis, Brayden	5	0-0	0-0	0-0	0	0-0	0	0	30
Barnes, Jovantae	4	0-0	0-0	0-0	0	0-0	0	0	24
Mims Jr., Marvin	3	0-0	0-0	0-0	0	0-0	0	0	18
Gabriel, Dillon	3	0-0	0-0	0-0	0	0-0	0	0	18
Wease, Theo	3	0-0	0-0	0-0	0	0-0	0	0	18
Farooq, Jalil	2	0-0	0-0	0-0	0	0-0	0	0	12
Freeman, Gavin	1	0-0	0-0	0-0	0	0-0	0	0	6
Stoops, Drake	1	0-0	0-0	0-0	0	0-0	0	0	6
Ugwoegbu, David	0	0-0	0-0	0-0	0	0-0	0	1	2
Total	34	8-9	34-34	0-0	0	0-0	0	1	264
Opponents	30	7-9	29-30	0-0	0	0-0	0	0	230

ALL-PURPOSE YARDS

Name	G	Rush	Rec	PR	KOR	IR	Tot	Avg/G
Gray, Eric	8	796	119	0	0	0	915	114.4
Mims Jr., Marvin	8	3	558	118	0	0	679	84.9
Farooq, Jalil	8	94	269	0	186	0	549	68.6
Willis, Brayden	8	18	320	0	0	0	338	42.2
Barnes, Jovantae	7	316	21	0	0	0	337	48.1
Major, Marcus	6	204	58	0	0	0	262	43.7
Wease, Theo	7	0	251	0	0	0	251	35.9
Stoops, Drake	8	40	178	0	0	0	218	27.2
Gabriel, Dillon	7	180	0	0	0	0	180	25.7
Bowman, Billy	6	0	0	0	135	0	135	22.5
Freeman, Gavin	8	64	42	0	0	0	106	13.2
Walker, Tawee	7	59	7	0	10	0	76	10.9
Bunkley-Shelton, LV	7	5	10	8	14	0	37	5.3
Stutsman, Danny	8	0	0	0	0	37	37	4.6
Parker, Daniel	7	0	28	0	0	0	28	4.0
Harrington, Justin	8	0	0	0	0	22	22	2.8
Coldon, C.J.	7	0	0	0	0	20	20	2.9
Hester, JJ	3	0	13	0	0	0	13	4.3
Gibson, Jayden	5	0	12	0	0	0	12	2.4
Schmit, Zach	8	0	5	0	0	0	5	0.6
Sawchuk, Gavin	1	5	0	0	0	0	5	5.0
Helms, Kaden	3	0	4	0	0	0	4	1.3
West, Trevon	8	0	0	1	0	0	1	0.1
Beville, Davis	5	-15	0	0	0	0	-15	-3.0
TEAM	8	-29	0	0	0	0	-29	-3.6
Total	8	1740	1895	127	345	59	4166	520.8
Opponents	8	1518	1986	22	168	23	3717	464.6

TOTAL OFFENSE

Name	G	Plays	Rush	Pass	Total	Avg/G
Gabriel, Dillon	7	245	180	1766	1946	278.0
Gray, Eric	8	119	796	0	796	99.5
Barnes, Jovantae	7	72	316	0	316	45.1
Major, Marcus	6	51	204	-2	202	33.7
Farooq, Jalil	8	9	94	0	94	11.8
Beville, Davis	5	45	-15	102	87	17.4
Freeman, Gavin	8	5	64	0	64	8.0
Walker, Tawee	7	16	59	0	59	8.4
Willis, Brayden	8	9	18	24	42	5.2
Stoops, Drake	8	7	40	0	40	5.0
Sawchuk, Gavin	1	2	5	0	5	5.0
Turk, Michael	8	2	0	5	5	0.6
Bunkley-Shelton, LV	7	1	5	0	5	0.7
Mims Jr., Marvin	8	2	3	0	3	0.4
TEAM	8	10	-29	0	-29	-3.6
Total	8	596	1740	1895	3635	454.4
Opponents	8	616	1518	1986	3504	438.0

OFFENSIVE GAME-BY-GAME

PASSING (Quarterbacks only)

#8 Dillon Gabriel	Att	Comp	INT	Pct	Yards	TD	Long	Sack	Yds	Effic
UTEP	23	15	0	65.2	233	2	42	2	10	179.0
Kent St.	28	21	0	75.0	296	3	58	3	10	199.2
Nebraska	27	16	0	59.3	230	2	38	2	7	155.3
Kansas St.	39	26	0	66.7	330	4	56	1	5	171.6
TCU	16	7	0	43.8	126	0	78	1	1	109.9
Kansas	42	29	1	69.0	403	2	41	1	6	160.6
Iowa State	26	15	0	57.7	148	1	41	1	14	118.2
TOTALS	201	129	1	64.2	1766	14	78	11	53	160.0

#11 Davis Beville	Att	Comp	INT	Pct	Yards	TD	Long	Sack	Yds	Effic
Nebraska	2	2	0	100.0	14	0	10	0	0	158.8
TCU	16	7	0	43.8	50	0	15	3	16	70.0
Texas	12	6	1	50.0	38	0	16	3	17	59.9
TOTALS	30	15	1	50.0	102	0	16	6	33	71.9

#7 Nick Evers	Att	Comp	INT	Pct	Yards	TD	Long	Sack	Yds	Effic
Texas	1	0	0	0.0	0	0	0	0	0	0.0
TOTALS	1	0	0	0.0	0	0	0	0	0	0.0

RUSHING

Player	No-Yds/TD	UTEP	KENT	NU	KSU	TCU	UT	KU	ISU	BU	WVU	OSU	TTU
Gray, Eric	117-796/6	16-102/0	10-71/0	11-113/2	16-114/0	13-60/1	11-59/0	20-176/2	20-101/1				
Barnes, Jovantae	72-316/4	4-25/0	9-21/0	13-77/0	-	18-100/2	7-24/0	21-69/2	DNP				
Major, Marcus	50-204/4	7-54/2	5-38/1	12-35/1	9-37/0	DNP	5-11/0	DNP	12-29/0				
Gabriel, Dillon	44-180/3	6-20/1	4--10/0	6-55/1	7-61/0	2-0/0	DNP	10-37/1	9-17/0				
Farooq, Jalil	9-94/0	-	-	-	2-8/0	-	5-60/0	-	2-26/0				
Freeman, Gavin	5-64/1	1-46/1	-	-	-	1-2/0	-	-	3-16/0				
Walker, Tawee	16-59/0	2-10/0	5-21/0	4-17/0	DNP	5-11/0	-	-	-				
Stoops, Drake	7-40/0	-	-	2-5/0	-	1-7/0	2-5/0	2-23/0	-				
Willis, Brayden	8-18/0	-	-	-	-	-	7-18/0	1-0/0	-				
Sawchuk, Gavin	2-5/0	DNP	DNP	DNP	DNP	2-5/0	DNP	DNP	DNP				
Bunkley-Shelton, LV	1-5/0	-	-	-	DNP	1-5/0	-	-	-				
Mims Jr., Marvin	2-3/0	-	1-1/0	1-4/0	-	-	-	-	-				
Beville, Davis	15--15/0	1-4/0	-	3-13/0	DNP	6--11/0	5--21/0	DNP	DNP				
TEAM	9--29/0	1--2/0	2--6/0	2--7/0	-	-	-	3--7/0	1--7/0				

RECEIVING

Player	No-Yds/TD	UTEP	KENT	NU	KSU	TCU	UT	KU	ISU	BU	WVU	OSU	TTU
Mims Jr., Marvin	34-558/3	3-81/0	7-163/2	4-66/0	4-87/1	4-41/0	1--2/0	9-106/0	2-16/0				
Willis, Brayden	22-320/5	3-40/2	1-4/0	2-19/0	5-41/2	2-81/0	2-25/0	5-102/1	2-8/0				
Farooq, Jalil	20-269/2	1-9/0	-	3-58/1	5-69/0	2-17/0	1-0/0	4-42/0	4-74/1				
Wease, Theo	15-251/3	3-37/0	3-37/0	2-46/1	3-75/1	-	DNP	4-56/1	-				
Stoops, Drake	18-178/1	2-25/0	3-33/1	3-32/0	-	1-5/0	2-6/0	4-43/0	3-34/0				
Gray, Eric	16-119/0	2-33/0	1-6/0	1-4/0	7-45/0	1-4/0	-	2-13/0	2-14/0				
Major, Marcus	7-58/1	1-8/0	1-11/0	1-24/1	2-13/0	DNP	-	DNP	2-2/0				
Freeman, Gavin	2-42/0	-	1-1/0	-	-	-	-	1-41/0	-				
Parker, Daniel	4-28/0	DNP	2-21/0	1-5/0	-	1-2/0	-	-	-				
Barnes, Jovantae	4-21/0	-	-	-	-	2-14/0	2-7/0	-	DNP				
Hester, JJ	1-13/0	-	1-13/0	-	DNP	DNP	DNP	DNP	DNP				
Gibson, Jayden	1-12/0	-	-	-	DNP	1-12/0	DNP	DNP	-				
Bunkley-Shelton, LV	1-10/0	-	-	1-10/0	DNP	-	-	-	-				
Walker, Tawee	1-7/0	-	1-7/0	-	DNP	-	-	-	-				
Schmit, Zach	2-5/1	-	-	-	-	-	1-3/0	-	1-2/1				
Helms, Kaden	1-4/0	DNP	-	1-4/0	DNP	DNP	DNP	-	DNP				

TEAM TOTALS

	Score	1st Downs	Rushing No-Yds-TD	Passing (C-A-I-Yds-TD)	Total Offense (Play-Yds)	Punts No.-Avg.	Fumbles No.-Lost	Penalties No.-Yds	KO Ret. No.-Yds	Punt Ret. No.-Yds	Int. Ret. No.-Yds.	3rd-Down Conv.	Time of Poss.
UTEP	13	26	31-38-1	31-51-1-288-0	82-316	5-42.2	3-0	6-50	2-31	2-(-2)	0-0	5 of 15	38:33
Oklahoma	45	23	38-259-4	15-23-0-233-2	61-492	3-45.3	1-0	7-59	2-51	2-17	1-0	3 of 8	21:27
Kent State	3	20	52-164-0	11-21-1-131-0	73-295	6-43.3	1-1	7-56	1-16	1-0	0-0	6 of 16	36:19
Oklahoma	33	20	36-134-1	21-28-0-296-3	64-430	6-38.7	1-0	5-25	3-33	2-49	1-22	3 of 12	23:41
Oklahoma	49	31	54-312-4	19-30-0-268-3	84-580	3-48.7	3-1	6-65	0-0	4-61	1-0	10 of 16	29:36
Nebraska	14	21	45-163-1	21-31-1-164-1	76-327	7-42.3	2-1	5-40	0-0	1-(-1)	0-0	6 of 17	30:24
Kansas State	41	28	49-275-4	21-34-0-234-1	83-509	5-47.4	0-0	6-37	1-58	0-0	0-0	8 of 17	35:04
Oklahoma	34	26	34-220-0	26-39-0-330-4	73-550	5-51.2	0-0	11-87	1-10	0-0	0-0	4 of 13	24:56
Oklahoma	24	22	49-179-3	14-32-0-176-0	81-355	8-46.9	1-1	7-80	7-174	0-0	0-0	6 of 18	27:11
at TCU	55	29	41-361-5	24-34-0-307-3	75-668	5-38.4	0-0	4-55	1-19	1-1	0-0	7 of 14	32:49
vs. Texas	49	36	50-296-3	21-31-1-289-4	81-585	3-40.7	0-0	2-10	0-0	2-11	2-6	10 of 15	32:59
Oklahoma	0	11	42-156-0	9-17-2-39-0	59-195	8-42.0	0-0	3-36	2-33	0-0	1-20	3 of 15	27:01
Kansas	42	22	35-165-2	16-27-2-265-4	62-430	5-42.4	0-0	5-45	1-31	0-0	1-17	5 of 11	29:41
Oklahoma	53	36	57-398-5	29-43-1-403-2	100-701	1-55.0	2-2	4-45	1-21	0-0	2-0	16 of 21	30:19
Oklahoma	27	18	47-182-1	16-27-0-150-2	74-332	6-49.3	1-1	4-31	2-23	0-0	3-37	7 of 17	29:15
at Iowa State	13	20	27-66-0	37-57-3-308-1	84-374	5-44.6	2-0	3-21	1-13	0-0	0-0	7 of 20	30:45
Baylor													
Oklahoma													
Oklahoma													
at West Virginia													
Oklahoma State													
Oklahoma													
Oklahoma													
at Texas Tech													

STARTING LINEUPS

OFFENSE	QB	RB	TE	WR	WR	WR	LT	LG	C	RG	RT
UTEP	Gabriel	Gray	Willis	Wease	Mims Jr.	Stoops	Guyton	Mettauer	Raym	Murray	Harrison
KENT STATE	Gabriel	Gray	Willis	Wease	Farooq	Stoops	Harrison	Mettauer	Raym	Murray	Guyton
at Nebraska	Gabriel	Gray	Willis	Wease	Mims Jr.	Farooq	Harrison	Mettauer	Raym	Murray	Guyton
KANSAS STATE	Gabriel	Gray	Willis	Wease	Mims Jr.	Farooq	Harrison	Mettauer	Raym	Murray	Morris
at TCU	Gabriel	Gray	Willis	Wease	Mims Jr.	Farooq	Harrison	Mettauer	Raym	Murray	Morris
vs. Texas	Beville	Gray	Willis	Farooq	Mims Jr.	Stoops	Harrison	Mettauer	Raym	Murray	Morris
KANSAS	Gabriel	Gray	Willis	Wease	Mims Jr.	Stoops	Harrison	Mettauer	Raym	Murray	Morris
at Iowa State	Gabriel	Gray	Willis	Farooq	Mims Jr.	Stoops	Harrison	Mettauer	Raym	Murray	Morris
BAYLOR											
at West Virginia											
OKLAHOMA STATE											
at Texas Tech											

DEFENSE	DE	NG	DT/NB	DE	MLB	WLB	CHEETAH	CB	FS	SS	CB
UTEP	Grimes	Johnson	Kelley	Downs	Ugwoegbu	Stutsman	White	Washington	Lawrence	Bowman	Davis
KENT STATE	Grimes	Johnson	Coe	Downs	Ugwoegbu	Stutsman	White	Washington	Broiles	Bowman	Davis
at Nebraska	Grimes	Johnson	Harmon	Downs	Ugwoegbu	Stutsman	White	Washington	Broiles	Bowman	Davis
KANSAS STATE	Grimes	Johnson	Redmond	Downs	Ugwoegbu	Stutsman	White	Washington	Broiles	Bowman	Davis
at TCU	Grimes	Redmond	Harmon	Downs	Ugwoegbu	Stutsman	White	Washington	Broiles	Bowman	Davis
vs. Texas	Grimes	Redmond	Morrison	Downs	Ugwoegbu	Stutsman	White	Graham	Broiles	Washington	Davis
KANSAS	Grimes	Redmond	Coe	Downs	Ugwoegbu	Stutsman	White	Washington	Broiles	Lawrence	Davis
at Iowa State	Laulu	Redmond	Coe	Downs	Ugwoegbu	Stutsman	White	Washington	Broiles	Lawrence	Davis
BAYLOR											
at West Virginia											
OKLAHOMA STATE											
at Texas Tech											

3RD-DOWN CONVERSIONS

Date	Opponent	Score	Overall		1st Qtr		2nd Qtr		3rd Qtr		4th Qtr		OT	
Sept. 3	UTEP	W, 45-13	3-8	37.5%	0-0	0.0%	2-5	40.0%	0-0	0.0%	1-3	33.3%	—	—
Sept. 10	KENT STATE	W, 33-3	3-12	25.0%	0-4	0.0%	1-2	50.0%	0-1	0.0%	2-5	40.0%	—	—
Sept. 17	at Nebraska	W, 49-14	10-16	62.5%	3-5	60.0%	2-3	66.7%	3-4	75.0%	2-4	50.0%	—	—
Sept. 24	KANSAS STATE	L, 34-41	4-13	30.8%	0-3	0.0%	2-3	66.7%	0-3	0.0%	2-4	50.0%	—	—
Oct. 1	at TCU	L, 24-55	6-18	33.3%	2-6	33.3%	1-4	25.0%	2-5	40.0%	1-3	33.3%	—	—
Oct. 8	vs. Texas	L, 0-49	3-15	20.0%	1-5	20.0%	1-3	33.3%	0-4	0.0%	1-3	33.3%	—	—
Oct. 15	KANSAS	W, 52-42	16-21	76.2%	5-5	100.0%	2-4	50.0%	4-5	80.0%	5-7	71.4%	—	—
Oct. 29	at Iowa State	W, 27-13	7-17	41.2%	2-4	50.0%	3-7	42.9%	2-4	50.0%	0-2	0.0%	—	—
Nov. 5	BAYLOR													
Nov. 12	at West Virginia													
Nov. 19	OKLA. STATE													
Nov. 26	at Texas Tech													

4TH-DOWN CONVERSIONS

Date	Opponent	Score	Overall		1st Qtr		2nd Qtr		3rd Qtr		4th Qtr		OT	
Sept. 3	UTEP	W, 45-13	1-1	100.0%	0-0	0.0%	1-1	100.0%	0-0	0.0%	0-0	0.0%	—	—
Sept. 10	KENT STATE	W, 33-3	1-2	50.0%	1-1	100.0%	0-0	0.0%	0-0	0.0%	0-1	0.0%	—	—
Sept. 17	at Nebraska	W, 49-14	1-2	50.0%	0-0	0.0%	0-0	0.0%	1-1	100.0%	0-1	0.0%	—	—
Sept. 24	KANSAS STATE	L, 34-41	1-2	50.0%	0-0	0.0%	0-0	0.0%	0-1	0.0%	1-1	100.0%	—	—
Oct. 1	at TCU	L, 24-55	1-3	33.3%	0-1	0.0%	0-0	0.0%	0-1	0.0%	1-1	100.0%	—	—
Oct. 8	vs. Texas	L, 0-49	2-4	50.0%	2-3	66.7%	0-0	0.0%	0-1	0.0%	0-0	0.0%	—	—
Oct. 15	KANSAS	W, 52-42	1-1	100.0%	0-0	0.0%	0-0	0.0%	1-1	100.0%	0-0	0.0%	—	—
Oct. 29	at Iowa State	W, 27-13	1-2	50.0%	0-0	0.0%	1-2	50.0%	0-0	0.0%	0-0	0.0%	—	—
Nov. 5	BAYLOR													
Nov. 12	at West Virginia													
Nov. 19	OKLA. STATE													
Nov. 26	at Texas Tech													

TIME OF POSSESSION

Date	Opponent	Score	Overall		1st Qtr		2nd Qtr		3rd Qtr		4th Qtr	
Sept. 3	UTEP	W, 45-13	21:27		3:35		5:49		4:31		7:32	
Sept. 10	KENT STATE	W, 33-3	23:41		6:17		3:56		5:29		7:59	
Sept. 17	at Nebraska	W, 49-14	29:36		7:13		5:20		8:40		8:23	
Sept. 24	KANSAS STATE	L, 34-41	24:56		4:35		4:37		7:52		7:52	
Oct. 1	at TCU	L, 24-55	27:11		8:06		4:57		7:36		6:32	
Oct. 8	vs. Texas	L, 0-49	27:01		8:08		6:13		6:55		5:45	
Oct. 15	KANSAS	W, 52-42	30:19		6:43		6:23		7:36		9:37	
Oct. 29	at Iowa State	W, 27-13	29:15		7:39		10:18		6:56		4:22	
Nov. 5	BAYLOR											
Nov. 12	at West Virginia											
Nov. 19	OKLA. STATE											
Nov. 26	at Texas Tech											

OU GIVEAWAYS/TAKEAWAYS

Game	Giveaways			Takeaways				Dif.
	Fum	Int	Tot	Fum	Int	Tot		
UTEP	0	0	0	0	1	1		+1
KENT STATE	0	0	0	1	1	2		+2
at Nebraska	1	0	1	1	1	2		+1
KANSAS STATE	0	0	0	0	0	0		0
at TCU	1	0	1	0	0	0		-1
vs. TEXAS	0	2	2	0	1	1		-1
KANSAS	2	1	3	0	2	2		-1
at Iowa State	1	0	1	0	3	3		+2
BAYLOR								
at West Virginia								
OKLA. STATE								
at Texas Tech								
Total	5	3	8	2	9	11		+3

FUMBLES

Name	No.- Lost
Gabriel, Dillon	2-2
Beville, Davis	1-1
Gray, Eric	1-1
Mims Jr., Marvin	1-1
Barnes, Jovantae	1-0
Bowman, Billy	1-0
West, Trevon	1-0
TEAM	1-0
Total	9-5

OPENING DRIVES — OFFENSE

Game	1st Half	2nd Half
UTEP	Touchdown	Touchdown
KENT STATE	Punt	Touchdown
at Nebraska	Punt	Touchdown
KANSAS STATE	Punt	Field Goal
at TCU	Fumble	Punt
vs. TEXAS	Punts	Downs
KANSAS	Touchdown	Touchdown
at Iowa State	Punt	Punt
BAYLOR		
at West Virginia		
OKLA. STATE		
at Texas Tech		

OPENING DRIVES — DEFENSE

Game	1st Half	2nd Half
UTEP	Punt	Punt
KENT STATE	Punt	Fumble
at Nebraska	Touchdown	Fumble
KANSAS STATE	Touchdown	Punt
at TCU	Touchdown	Punt
vs. TEXAS	Punt	Interception
KANSAS	Touchdown	Interception
at Iowa State	Interception	Punt
BAYLOR		
at West Virginia		
OKLA. STATE		
at Texas Tech		

OU ON PREGAME COIN FLIPS

Game	Result	Score
UTEP	Won (Received)	W, 45-13
KENT STATE	Lost (Kicked)	W, 33-3
at Nebraska	Lost (Received)	W, 49-14
KANSAS STATE	Lost (Kicked)	L, 41-34
at TCU	Won (Received)	L, 55-24
vs. TEXAS	Won (Kicked)	L, 49-0
KANSAS	Lost (Received)	W, 52-42
at Iowa State	Lost (Received)	W, 27-13
BAYLOR		
at West Virginia		
OKLA. STATE		
at Texas Tech		

DEFENSIVE LEADERS

No.	Name	GP	Solo	Ast	Total	TFL/Yds	Sacks-Yards	Int-Yds	BrUp	QBH	Rcv-Yds	FF	Block	Saf
2	Ugwogebu, David	8-8	32	36	68	5.0-35	2.0-19	.	.	2
28	Stutsman, Danny	8-8	37	30	67	8.5-20	1.5-10	1-37	3	2
23	White, DaShaun	8-8	25	24	49	3.0-7	1.0-4	1-0	4	3
25	Broiles, Justin	8-7	20	21	41	1.5-4	.	1-0	1
5	Bowman, Billy	6-5	22	14	36	.	.	.	4	.	1-0	1	.	.
0	Washington, Woodi	8-8	23	12	35	.	.	1-0	2
12	Lawrence, Key	7-3	18	13	31	1.5-5	.	1-0	3	.	.	2	.	.
4	Davis, Jaden	8-8	17	12	29	1.0-6	.	.	2	1
6	Morrison, Trey	8-1	12	10	22	2.5-16	0.5-5	.	1
7	Kanak, Jaren	8-0	6	15	21	0.5-1	.	.	.	2	1-0	1	.	.
37	Harrington, Justin	8-0	9	11	20	.	.	1-22	2
40	Downs, Ethan	8-8	9	10	19	6.0-25	2.5-15	.	2	5
31	Redmond, Jalen	8-5	6	11	17	6.0-24	1.0-11	.	3	4
14	Grimes, Reggie	8-7	8	6	14	6.0-36	4.0-31	.	.	2	.	1	.	.
17	Harmon, Damond	6-2	4	10	14
9	Graham, D.J.	6-1	5	9	14	.	.	.	2
8	Laulu, Jonah	8-1	3	11	14	2.5-10	1.0-7	.	.	1
94	Coe, Isaiah	8-3	6	5	11	4.5-13	1.0-8	.	.	2
77	Johnson, Jeffery	8-4	5	6	11	1.0-2
3	Spears-Jennings, Robert	4-0	4	5	9	0.5-1
41	McCoy, Jake	7-0	7	2	9
22	Coldon, C.J.	7-0	6	3	9	1.0-3	.	2-20
13	Whitter, Shane	4-0	2	6	8
90	Ellison, Josh	8-0	2	6	8	1.5-1
56	Halton, Gracen	7-0	1	7	8	1.0-3
88	Kelley, Jordan	8-1	3	3	6	2.0-12	1.0-9
32	Thomas, R Mason	5-0	3	2	5	0.5-5	0.5-5
33	Stripling, Marcus	7-0	1	4	5	0.5-2	.	.	.	2
24	Williams, Gentry	8-0	2	3	5	.	.	1-0
20	Smith, Clayton	4-0	3	2	5	1.0-5
44	Gilliam, Kelvin	8-0	2	3	5	0.5-2	.	.	.	1
21	Dennis, Kendall	6-0	1	3	4
81	West, Trevon	8-0	1	3	4
26	Walker, Kani	3-0	2	1	3	1.5-1
51	Kelleher, Kasey	8-0	1	1	2
22	Parker, Daniel	7-0	.	1	1
73	Raym, Andrew	8-8	1	.	1
10	Lewis, Kip	1-0	.	1	1	0.5-2
0	Gray, Eric	8-8	1	.	1
TM	TEAM	8-0	1
Total		8-0	310	322	632	60-241	16-124	9-59	29	27	2-20	5	.	1
Opponents		8-0	314	320	634	44.0-126	17-86	3-23	24	12	5-0	3	.	.

DEFENSIVE GAME-BY-GAME

TACKLES

Player	UA-A	Total	UTEP	KENT	NU	KSU	TCU	UT	KU	ISU	BU	WVU	OSU	TTU
Ugwogebu, David	32-36	68	3-4	3-3	3-3	7-8	5-5	3-7	5-3	3-3				
Stutsman, Danny	37-30	67	6-3	9-3	2-2	6-4	3-4	2-11	6-1	3-2				
White, DaShaun	25-24	49	2-3	1-4	4-2	3-4	0-1	1-2	4-4	10-4				
Broiles, Justin	20-21	41	0-4	5-6	0-1	7-3	3-1	2-2	1-2	2-2				
Bowman, Billy	22-14	36	7-2	4-7	3-1	7-2	1-0	DNP	DNP	0-2				
Washington, Woodi	23-12	35	1-0	1-1	2-1	3-2	2-1	6-4	2-1	6-2				
Lawrence, Key	18-13	31	0-3	DNP	4-2	2-5	1-1	3-1	5-1	3-0				
Davis, Jaden	17-12	29	1-2	1-0	1-0	2-4	0-2	4-3	2-1	6-0				
Morrison, Trey	12-10	22	1-4	1-0	2-2	1-0	2-3	2-1	-	3-0				
Kanak, Jaren	6-15	21	0-4	0-3	3-7	-	0-1	1-0	2-0	-				
Harrington, Justin	9-11	20	4-1	0-2	1-4	-	4-4	-	-	-				
Downs, Ethan	9-10	19	1-1	0-3	3-0	1-0	0-2	1-1	1-2	2-1				
Redmond, Jalen	6-11	17	0-1	2-1	1-0	1-3	0-1	1-2	0-1	1-2				
Harmon, Damond	4-10	14	1-1	1-4	1-1	-	1-4	DNP	DNP	-				
Grimes, Reggie	8-6	14	2-1	3-1	2-1	-	-	0-3	-	1-0				
Graham, D.J.	5-9	14	2-0	-	1-2	0-1	1-1	1-5	DNP	DNP				
Laulu, Jonah	3-11	14	0-1	0-1	1-1	0-3	-	1-1	0-1	1-3				
Coe, Isaiah	6-5	11	1-1	1-0	-	2-0	1-1	0-1	1-0	0-2				
Johnson, Jeffery	5-6	11	0-3	1-1	-	1-0	1-0	1-0	0-1	1-1				
Coldon, C.J.	6-3	9	1-1	1-0	0-1	-	DNP	2-1	2-0	-				
Spears-Jennings, Robert	4-5	9	DNP	DNP	DNP	DNP	1-1	0-2	3-1	0-1				
McCoy, Jake	7-2	9	-	0-1	-	-	4-1	2-0	1-0	DNP				
Whitter, Shane	2-6	8	1-3	DNP	1-3	-	-	DNP	DNP	DNP				
Halton, Gracen	1-7	8	-	0-3	0-2	-	1-2	-	DNP	-				
Ellison, Josh	2-6	8	1-1	1-2	-	0-1	0-1	-	0-1	-				
Kelley, Jordan	3-3	6	0-1	1-0	0-1	-	-	1-1	-	1-0				
Williams, Gentry	2-3	5	1-0	-	0-1	-	0-1	1-1	-	-				
Gilliam, Kelvin	2-3	5	1-1	0-1	1-0	-	0-1	-	-	-				
Stripling, Marcus	1-4	5	-	-	0-2	1-0	DNP	-	-	0-2				
Smith, Clayton	3-2	5	-	0-1	3-1	DNP	-	DNP	DNP	DNP				
Thomas, R Mason	3-2	5	1-1	-	DNP	DNP	DNP	1-1	1-0	-				
Dennis, Kendall	1-3	4	0-1	-	1-0	DNP	-	0-2	-	DNP				
West, Trevon	1-3	4	-	1-0	-	-	0-1	0-1	-	0-1				
Walker, Kani	2-1	3	DNP	DNP	0-1	-	2-0	DNP	DNP	DNP				
Kelleher, Kasey	1-1	2	-	1-0	-	-	0-1	-	-	-				
Raym, Andrew	1-0	1	-	-	-	-	-	-	1-0	-				
Parker, Daniel	0-1	1	DNP	-	-	-	0-1	-	-	-				
Gray, Eric	1-0	1	-	-	-	-	-	1-0	-	-				
Lewis, Kip	0-1	1	DNP	DNP	DNP	DNP	DNP	0-1	DNP	DNP				

DEFENSIVE GAME-BY-GAME

TACKLES FOR LOSS

Player	UA-A	Total	UTEP	KENT	NU	KSU	TCU	UT	KU	ISU	BU	WVU	OSU	TTU
Stutsman, Danny	7-3	8.5	-	4.0-10	-	-	0.5-5	1.5-2	2.0-2	0.5-1				
Grimes, Reggie	5-2	6.0	2.5-19	2.5-15	1.0-2	-	-	-	-	-				
Downs, Ethan	5-2	6.0	1.0-4	0.5-1	2.0-16	1.0-2	-	-	1.5-2	-				
Redmond, Jalen	4-4	6.0	-	2.5-6	1.0-11	0.5-1	-	-	0.5-1	1.5-5				
Ugwoegbu, David	3-4	5.0	1.0-10	1.0-15	-	-	-	-	2.0-9	1.0-1				
Coe, Isaiah	4-1	4.5	1.0-8	1.0-1	-	2.0-3	-	-	-	0.5-1				
White, DaShaun	2-2	3.0	-	-	1.0-4	-	-	-	0.5-0	1.5-3				
Morrison, Trey	2-1	2.5	-	-	1.0-10	-	1.5-6	-	-	-				
Laulu, Jonah	1-3	2.5	-	-	1.5-8	0.5-1	-	-	0.5-1	-				
Kelley, Jordan	1-2	2.0	0.5-2	-	-	-	-	0.5-1	-	1.0-9				
Ellison, Josh	1-1	1.5	1.0-1	0.5-0	-	-	-	-	-	-				
Walker, Kani	1-1	1.5	DNP	DNP	0.5-0	-	1.0-1	DNP	DNP	DNP				
Broiles, Justin	0-3	1.5	-	1.0-3	-	-	-	-	-	0.5-1				
Lawrence, Key	1-1	1.5	-	DNP	-	-	-	-	0.5-1	1.0-4				
Johnson, Jeffery	0-2	1.0	0.5-2	-	-	-	-	-	0.5-0	-				
Davis, Jaden	1-0	1.0	1.0-6	-	-	-	-	-	-	-				
Halton, Gracen	1-0	1.0	-	-	-	-	1.0-3	-	DNP	-				
Smith, Clayton	1-0	1.0	-	-	1.0-5	DNP	-	DNP	DNP	DNP				
Coldon, C.J.	1-0	1.0	-	-	-	-	DNP	1.0-3	-	-				
Kanak, Jaren	0-1	0.5	-	0.5-1	-	-	-	-	-	-				
Thomas, R Mason	0-1	0.5	0.5-5	-	DNP	DNP	DNP	-	-	-				
Stripling, Marcus	0-1	0.5	-	-	-	-	DNP	-	-	0.5-2				
Gilliam, Kelvin	0-1	0.5	-	0.5-2	-	-	-	-	-	-				
Spears-Jennings, Robert	0-1	0.5	DNP	DNP	DNP	DNP	-	0.5-1	-	-				
Lewis, Kip	0-1	0.5	DNP	DNP	DNP	DNP	DNP	0.5-2	DNP	DNP				

SACKS

Player	UA-A	Total	UTEP	KENT	NU	KSU	TCU	UT	KU	ISU	BU	WVU	OSU	TTU
Grimes, Reggie	3-2	4.0	2.5-19	1.5-12	-	-	-	-	-	-				
Downs, Ethan	2-1	2.5	1.0-4	0.5-1	1.0-10	-	-	-	-	-				
Ugwoegbu, David	2-0	2.0	1.0-10	-	-	-	-	-	1.0-9	-				
Stutsman, Danny	1-1	1.5	-	1.0-5	-	-	0.5-5	-	-	-				
White, DaShaun	1-0	1.0	-	-	1.0-4	-	-	-	-	-				
Redmond, Jalen	1-0	1.0	-	-	1.0-11	-	-	-	-	-				
Coe, Isaiah	1-0	1.0	1.0-8	-	-	-	-	-	-	-				
Laulu, Jonah	1-0	1.0	-	-	1.0-7	-	-	-	-	-				
Kelley, Jordan	1-0	1.0	-	-	-	-	-	-	-	1.0-9				
Morrison, Trey	0-1	0.5	-	-	-	-	0.5-5	-	-	-				
Thomas, R Mason	0-1	0.5	0.5-5	-	DNP	DNP	DNP	-	-	-				

PARTICIPATION GAME-BY-GAME

NO.	NAME	GP/GS	UTEP	KENT	NU	KSU	TCU	UT	KU	ISU	BU	WVU	OSU	TTU
69	Anderson, Nate	4/-	XXX	XXX	XXX	...	XXX				
4	Anderson, Nic	2/-	XXX	XXX				
2	Barnes, Jovantae	7/-	XXX	XXX	XXX	XXX	XXX	XXX	XXX	...				
11	Beville, Davis	5/1	XXX	XXX	XXX	...	XXX	START				
14	Booty, General	1/-	XXX				
5	Bowman, Billy	6/5	START	START	START	START	START	XXX				
25	Broiles, Justin	8/7	XXX	START	START	START	START	START	START	START				
6	Bunkley-Shelton, LV	7/-	XXX	XXX	XXX	...	XXX	XXX	XXX	XXX				
59	Byrd, Savion	7/-	XXX	XXX	XXX	...	XXX	XXX	XXX	XXX				
94	Coe, Isaiah	8/3	XXX	START	XXX	XXX	XXX	XXX	START	START				
22	Coldon, C.J.	7/-	XXX	XXX	XXX	XXX	...	XXX	XXX	XXX				
66	Congel, Robert	6/-	XXX	XXX	XXX	XXX	XXX	XXX				
16	Darby, Brian	4/-	XXX	XXX	XXX	XXX				
4	Davis, Jaden	8/8	START	START	START	START	START	START	START	START				
21	Dennis, Kendall	6/-	XXX	XXX	XXX	...	XXX	XXX	XXX	...				
40	Downs, Ethan	8/8	START	START	START	START	START	START	START	START				
88	Dudley, Dallas	1/-	XXX				
1	Eaton, Joshua	3/-	XXX	XXX	XXX				
90	Ellison, Josh	8/-	XXX	XXX	XXX	XXX	XXX	XXX	XXX	XXX				
63	Ergenbright, Kyle	1/-	XXX				
7	Evers, Nick	1/-	XXX				
3	Farooq, Jalil	8/6	XXX	START	START	START	START	START	XXX	START				
82	Freeman, Gavin	8/-	XXX	XXX	XXX	XXX	XXX	XXX	XXX	XXX				
8	Gabriel, Dillon	7/7	START	START	START	START	START	...	START	START				
1	Gibson, Jayden	5/-	XXX	XXX	XXX	...	XXX	XXX				
44	Gilliam, Kelvin	8/-	XXX	XXX	XXX	XXX	XXX	XXX	XXX	XXX				
9	Graham, D.J.	6/1	XXX	XXX	XXX	XXX	XXX	START				
0	Gray, Eric	8/8	START	START	START	START	START	START	START	START				
14	Grimes, Reggie	8/7	START	START	START	START	START	START	START	XXX				
84	Groos, Carsten	3/-	...	XXX	XXX	XXX	...				
60	Guyton, Tyler	7/3	START	START	START	XXX	XXX	XXX	XXX	...				
56	Halton, Gracen	7/-	XXX	XXX	XXX	XXX	XXX	XXX	...	XXX				
17	Harmon, Damond	6/2	XXX	XXX	START	XXX	START	XXX				
37	Harrington, Justin	8/-	XXX	XXX	XXX	XXX	XXX	XXX	XXX	XXX				
71	Harrison, Anton	8/8	START	START	START	START	START	START	START	START				
18	Helms, Kaden	3/-	...	XXX	XXX	XXX	...				
13	Hester, JJ	3/-	XXX	XXX	XXX				
78	Hicks, Marcus	2/-	XXX	...	XXX				
49	Hudgens, Pierce	4/-	XXX	XXX	XXX	XXX	...				
77	Johnson, Jeffery	8/4	START	START	START	START	XXX	XXX	XXX	XXX				
7	Kanak, Jaren	8/-	XXX	XXX	XXX	XXX	XXX	XXX	XXX	XXX				
51	Kelleher, Kasey	8/-	XXX	XXX	XXX	XXX	XXX	XXX	XXX	XXX				
88	Kelley, Jordan	8/1	START	XXX	XXX	XXX	XXX	XXX	XXX	XXX				
8	Laulu, Jonah	8/1	XXX	XXX	XXX	XXX	XXX	XXX	XXX	XXX				
12	Lawrence, Key	7/3	START	...	XXX	XXX	XXX	XXX	START	START				
10	Lewis, Kip	1/-	XXX				
87	Llewellyn, Jason	8/-	XXX	XXX	XXX	XXX	XXX	XXX	XXX	XXX				
24	Major, Marcus	6/-	XXX	XXX	XXX	XXX	...	XXX	...	XXX				
41	McCoy, Jake	7/-	XXX	XXX	XXX	XXX	XXX	XXX	XXX	...				
72	Mettauer, McKade	8/8	START	START	START	START	START	START	START	START				
17	Mims Jr., Marvin	8/7	START	XXX	START	START	START	START	START	START				
64	Morris, Wanya	6/5	XXX	START	START	START	START	START				
6	Morrison, Trey	8/1	XXX	XXX	XXX	XXX	XXX	START	XXX	XXX				
56	Murray, Chris	8/8	START	START	START	START	START	START	START	START				
22	Parker, Daniel	7/-	...	XXX	XXX	XXX	XXX	XXX	XXX	XXX				
55	Parks, Aaryn	3/-	XXX	XXX	XXX				
43	Peoples, Ryan	1/-	XXX				
73	Raym, Andrew	8/8	START	START	START	START	START	START	START	START				
31	Redmond, Jalen	8/5	XXX	XXX	XXX	START	START	START	START	START				
27	Rowe, Jayden	3/-	XXX	XXX	XXX	...				
27	Sawchuk, Gavin	1/-	XXX				
34	Schmit, Zach	8/-	XXX	XXX	XXX	XXX	XXX	XXX	XXX	XXX				
39	Schuh, Peter	2/-	...	XXX	XXX				
76	Sexton, Jacob	6/-	XXX	XXX	XXX	...	XXX	XXX	...	XXX				
20	Smith, Clayton	4/-	XXX	XXX	XXX	...	XXX				
3	Spears-Jennings, R.	4/-	XXX	XXX	XXX	XXX				
12	Stoops, Drake	8/5	START	START	XXX	XXX	XXX	START	START	START				
33	Stripling, Marcus	7/-	XXX	XXX	XXX	XXX	...	XXX	XXX	XXX				
28	Stutsman, Danny	8/8	START	START	START	START	START	START	START	START				
79	Taylor, Jake	6/-	XXX	XXX	XXX	...	XXX	XXX	...	XXX				
36	Taylor, Ty	1/-	XXX				
32	Thomas, R Mason	5/-	XXX	XXX	XXX	XXX	XXX				
37	Turk, Michael	8/-	XXX	XXX	XXX	XXX	XXX	XXX	XXX	XXX				
2	Ugwogebu, David	8/8	START	START	START	START	START	START	START	START				
70	Walker, Brey	7/-	XXX	XXX	XXX	XXX	XXX	...	XXX	XXX				
26	Walker, Kani	3/-	XXX	XXX	XXX				
29	Walker, Tawee	7/-	XXX	XXX	XXX	...	XXX	XXX	XXX	XXX				
15	Washington, Bryson	1/-	XXX				
0	Washington, Woodi	8/8	START	START	START	START	START	START	START	START				
10	Wease, Theo	7/6	START	START	START	START	START	...	START	XXX				
81	West, Trevon	8/-	XXX	XXX	XXX	XXX	XXX	XXX	XXX	XXX				
23	White, DaShaun	8/8	START	START	START	START	START	START	START	START				
13	Whitter, Shane	4/-	XXX	...	XXX	XXX	XXX				
24	Williams, Gentry	8/-	XXX	XXX	XXX	XXX	XXX	XXX	XXX	XXX				
9	Willis, Brayden	8/8	START	START	START	START	START	START	START	START				

OKLAHOMA SEASON HIGHS

Rushes	21	Barnes, Jovantae vs Kansas (Oct 15, 2022)
Yards Rushing	176	Gray, Eric vs Kansas (Oct 15, 2022)
TD Rushes	2	Major, Marcus vs UTEP (Sep 03, 2022)
		Gray, Eric at Nebraska (Sep 17, 2022)
		Barnes, Jovantae at TCU (Oct 01, 2022)
		Gray, Eric vs Kansas (Oct 15, 2022)
		Barnes, Jovantae vs Kansas (Oct 15, 2022)
Long Rush	61	Gabriel, Dillon at Nebraska (Sep 17, 2022)
Pass attempts	42	Gabriel, Dillon vs Kansas (Oct 15, 2022)
Pass completions	29	Gabriel, Dillon vs Kansas (Oct 15, 2022)
Yards Passing	403	Gabriel, Dillon vs Kansas (Oct 15, 2022)
TD Passes	4	Gabriel, Dillon vs Kansas St. (Sep 24, 2022)
Long Pass	78	Gabriel, Dillon at TCU (Oct 01, 2022)
Receptions	9	Mims Jr., Marvin vs Kansas (Oct 15, 2022)
Yards Receiving	163	Mims Jr., Marvin vs Kent St. (Sep 10, 2022)
TD Receptions	2	Willis, Brayden vs UTEP (Sep 03, 2022)
		Mims Jr., Marvin vs Kent St. (Sep 10, 2022)
		Willis, Brayden vs Kansas St. (Sep 24, 2022)
Long Reception	78	Willis, Brayden at TCU (Oct 01, 2022)
Field Goals	2	Schmit, Zach vs Kansas St. (Sep 24, 2022)
		Schmit, Zach at Iowa State (Oct 29, 2022)
Long Field Goal	44	Schmit, Zach vs Kansas St. (Sep 24, 2022)
Punts	8	Turk, Michael at TCU (Oct 01, 2022)
		Turk, Michael vs Texas (Oct 08, 2022)
Punting Avg	55.0	Turk, Michael vs Kansas (Oct 15, 2022)
Long Punt	61	Turk, Michael at Iowa State (Oct 29, 2022)
Punts inside 20	3	Turk, Michael vs Kent St. (Sep 10, 2022)
		Turk, Michael at TCU (Oct 01, 2022)
Long Punt Return	41	Mims Jr., Marvin vs Kent St. (Sep 10, 2022)
Long Kickoff Return	47	Farooq, Jalil at TCU (Oct 01, 2022)
Tackles	15	Ugwoegbu, David vs Kansas St. (Sep 24, 2022)
Sacks	2.5	Grimes, Reggie vs UTEP (Sep 03, 2022)
Tackles For Loss	4.0	Stutsman, Danny vs Kent St. (Sep 10, 2022)
Interceptions	1	Williams, Gentry vs UTEP (Sep 03, 2022)
		Harrington, Justin vs Kent St. (Sep 10, 2022)
		Lawrence, Key at Nebraska (Sep 17, 2022)
		Coldon, C.J. vs Texas (Oct 08, 2022)
		Coldon, C.J. vs Kansas (Oct 15, 2022)
		White, DaShaun vs Kansas (Oct 15, 2022)
		Washington, Woodi at Iowa State (Oct 29, 2022)
		Broiles, Justin at Iowa State (Oct 29, 2022)
		Stutsman, Danny at Iowa State (Oct 29, 2022)

OKLAHOMA GAME HIGHS

Rushes	57	vs Kansas (Oct 15, 2022)
Yards Rushing	312	at Nebraska (Sep 17, 2022)
Yards Per Rush	6.8	vs UTEP (Sep 03, 2022)
TD Rushes	5	vs Kansas (Oct 15, 2022)
Pass attempts	43	vs Kansas (Oct 15, 2022)
Pass completions	29	vs Kansas (Oct 15, 2022)
Yards Passing	403	vs Kansas (Oct 15, 2022)
Yards Per Pass	10.6	vs Kent St. (Sep 10, 2022)
TD Passes	4	vs Kansas St. (Sep 24, 2022)
Total Plays	100	vs Kansas (Oct 15, 2022)
Total Offense	701	vs Kansas (Oct 15, 2022)
Yards Per Play	8.1	vs UTEP (Sep 03, 2022)
Points	52	vs Kansas (Oct 15, 2022)
Sacks By	6	vs UTEP (Sep 03, 2022)
First Downs	35	vs Kansas (Oct 15, 2022)
Penalties	11	vs Kansas St. (Sep 24, 2022)
Penalty Yards	87	vs Kansas St. (Sep 24, 2022)
Turnovers	3	vs Kansas (Oct 15, 2022)
Interceptions By	3	at Iowa State (Oct 29, 2022)
Punts	8	at TCU (Oct 01, 2022)
		vs Texas (Oct 08, 2022)
Punting Avg	55.0	vs Kansas (Oct 15, 2022)
Long Punt	61	at Iowa State (Oct 29, 2022)
Punts inside 20	3	vs Kent St. (Sep 10, 2022)
		at TCU (Oct 01, 2022)
Long Punt Return	41	vs Kent St. (Sep 10, 2022)

OPPONENT SEASON HIGHS

Rushes	25	Vaughn, Deuce, vs Kansas St. (Sep 24, 2022)
Yards Rushing	148	Martinez, Adrian, vs Kansas St. (Sep 24, 2022)
TD Rushes	4	Martinez, Adrian, vs Kansas St. (Sep 24, 2022)
Long Rush	69	Miller, Kendre, at TCU (Oct 01, 2022)
Pass attempts	57	Dekkers, Hunter, at Iowa State (Oct 29, 2022)
Pass completions	37	Dekkers, Hunter, at Iowa State (Oct 29, 2022)
Yards Passing	308	Dekkers, Hunter, at Iowa State (Oct 29, 2022)
TD Passes	4	Ewers, Quinn, vs Texas (Oct 08, 2022)
		Bean, Jason, vs Kansas (Oct 15, 2022)
Long Pass	73	Duggan, Max, at TCU (Oct 01, 2022)
Receptions	10	Palmer, Trey, at Nebraska (Sep 17, 2022)
		Hutchinson, Xavier, at Iowa State (Oct 29, 2022)
Yards Receiving	113	Arnold, Lawrence, vs Kansas (Oct 15, 2022)
TD Receptions	2	Sanders, Ja'Tavi, vs Texas (Oct 08, 2022)
		Fairchild, Mason, vs Kansas (Oct 15, 2022)
		Arnold, Lawrence, vs Kansas (Oct 15, 2022)
Long Reception	73	Barber, Taye, at TCU (Oct 01, 2022)
Field Goals	2	Baechle, Gavin, vs UTEP (Sep 03, 2022)
		Tennant, Chris, vs Kansas St. (Sep 24, 2022)
		Gilbert, Jace, at Iowa State (Oct 29, 2022)
Long Field Goal	54	Baechle, Gavin, vs UTEP (Sep 03, 2022)
Punts	6	Smith, Josh, vs Kent St. (Sep 10, 2022)
		Buschini, Brian, at Nebraska (Sep 17, 2022)
Punting Avg	51.0	Bleekrode, Timmy, at Nebraska (Sep 17, 2022)
Long Punt	60	Vernon, Reis, vs Kansas (Oct 15, 2022)
Punts inside 20	3	Perkins, Tyler, at Iowa State (Oct 29, 2022)
Long Punt Return	13	James, Raymond, vs Kent St. (Sep 10, 2022)
Long Kickoff Return	58	Knowles, Malik, vs Kansas St. (Sep 24, 2022)
Tackles	14	Logan Jr., Kenny, vs Kansas (Oct 15, 2022)
Sacks	2.0	Johns, Khalib, vs Kent St. (Sep 10, 2022)
		Winters, Dee, at TCU (Oct 01, 2022)
Tackles For Loss	2.0	Johns, Khalib, vs Kent St. (Sep 10, 2022)
		Winters, Dee, at TCU (Oct 01, 2022)
		Sweat, T'Vondre, vs Texas (Oct 08, 2022)
		Coburn, Keondre, vs Texas (Oct 08, 2022)
Interceptions	1	Jamison, D'Shawn, vs Texas (Oct 08, 2022)
		Barron, Jahdae, vs Texas (Oct 08, 2022)
		Logan Jr., Kenny, vs Kansas (Oct 15, 2022)

OPPONENT GAME HIGHS

Rushes	52	vs Kent St. (Sep 10, 2022)
Yards Rushing	361	at TCU (Oct 01, 2022)
Yards Per Rush	8.8	at TCU (Oct 01, 2022)
TD Rushes	5	at TCU (Oct 01, 2022)
Pass attempts	57	at Iowa State (Oct 29, 2022)
Pass completions	37	at Iowa State (Oct 29, 2022)
Yards Passing	308	at Iowa State (Oct 29, 2022)
Yards Per Pass	9.8	vs Kansas (Oct 15, 2022)
TD Passes	4	vs Texas (Oct 08, 2022)
		vs Kansas (Oct 15, 2022)
Total Plays	84	at Iowa State (Oct 29, 2022)
Total Offense	668	at TCU (Oct 01, 2022)
Yards Per Play	8.9	at TCU (Oct 01, 2022)
Points	55	at TCU (Oct 01, 2022)
Sacks By	4	at TCU (Oct 01, 2022)
First Downs	34	vs Texas (Oct 08, 2022)
Penalties	7	vs Kent St. (Sep 10, 2022)
Penalty Yards	69	vs Kent St. (Sep 10, 2022)
Turnovers	3	at Iowa State (Oct 29, 2022)
Interceptions By	2	vs Texas (Oct 08, 2022)
Punts	7	at Nebraska (Sep 17, 2022)
Punting Avg	47.4	vs Kansas St. (Sep 24, 2022)
Long Punt	60	vs Kansas (Oct 15, 2022)
Punts inside 20	3	at Iowa State (Oct 29, 2022)
Long Punt Return	13	vs Kent St. (Sep 10, 2022)

OKLAHOMA'S LONGEST PLAYS

Rushing	61	Dillon Gabriel at Nebraska (Sept. 17, 2022)
Passing	78	Dillon Gabriel to Brayden Willis at TCU (Oct. 1, 2022)
Field Goal	44	Zach Schmit vs. Kansas State (Sept. 24, 2022)
Punt	60	Michael Turk vs. K-State (9/24/22); at TCU (10/1/22)
Punt Return	41	Marvin Mims Jr. vs. Kent State (Sept. 10, 2022)
Kickoff Return	47	Jalil Farooq at TCU (Oct. 1, 2022)
Interception Return	22	Justin Harrington vs. Kent State (Sept. 10, 2022)
Fumble Return	N/A	

OKLAHOMA'S LONGEST RUSHES

Date	Opponent	OU Player	Yards
9/17	Nebraska	Dillon Gabriel	61 (TD)
9/3	UTEP	Gavin Freeman	46 (TD)
9/10	Kent State	Eric Gray	44
10/15	Kansas	Eric Gray	35
9/3	UTEP	Eric Gray	35
9/17	Nebraska	Jovantae Barnes	31
10/15	Kansas	Eric Gray	28 (TD)
9/3	UTEP	Marcus Major	27
9/24	Kansas State	Dillon Gabriel	26
10/15	Kansas	Eric Gray	25
9/24	Kansas State	Eric Gray	25
9/17	Nebraska	Eric Gray	25
10/8	Texas	Jalil Farooq	24
9/17	Nebraska	Eric Gray	21 (TD)
10/29	Iowa State	Jalil Farooq	20
10/1	TCU	Jovantae Barnes	20 (TD)
9/24	Kansas State	Dillon Gabriel	20

OKLAHOMA'S LONGEST PASS PLAYS

Date	Opponent	OU Players	Yards
10/1	TCU	Dillon Gabriel to Brayden Willis	78
9/10	Kent State	Dillon Gabriel to Marvin Mims Jr.	58 (TD)
9/24	Kansas State	Dillon Gabriel to Theo Wease	56 (TD)
9/24	Kansas State	Dillon Gabriel to Marvin Mims Jr.	50 (TD)
9/3	UTEP	Dillon Gabriel to Marvin Mims Jr.	42
10/29	Iowa State	Dillon Gabriel to Jalil Farooq	41 (TD)
10/15	Kansas	Dillon Gabriel to Gavin Freeman	41
10/15	Kansas	Dillon Gabriel to Brayden Willis	38
9/17	Nebraska	Dillon Gabriel to Marvin Mims Jr.	38
9/10	Kent State	Dillon Gabriel to Marvin Mims Jr.	36 (TD)
10/15	Kansas	Dillon Gabriel to Marvin Mims Jr.	33
9/3	UTEP	Dillon Gabriel to Theo Wease	33
9/10	Kent State	Dillon Gabriel to Marvin Mims Jr.	32
9/17	Nebraska	Dillon Gabriel to Theo Wease	31
9/3	UTEP	Dillon Gabriel to Marvin Mims Jr.	31
9/24	Kansas State	Dillon Gabriel to Jalil Farooq	30
9/3	UTEP	Dillon Gabriel to Brayden Willis	28
10/15	Kansas	Dillon Gabriel to Brayden Willis	26
9/24	Kansas State	Dillon Gabriel to Jalil Farooq	26
9/17	Nebraska	Dillon Gabriel to Jalil Farooq	25 (TD)
9/17	Nebraska	Dillon Gabriel to Jalil Farooq	25
10/15	Kansas	Dillon Gabriel to Theo Wease	24 (TD)
9/17	Nebraska	Brayden Willis to Marcus Major	24 (TD)
9/3	UTEP	Dillon Gabriel to Eric Gray	24
10/15	Kansas	Dillon Gabriel to Jalil Farooq	21
9/10	Kent State	Dillon Gabriel to Theo Wease	20

OKLAHOMA'S LONGEST RETURN PLAYS

Date	Opponent	OU Player	Yards
9/10	Kent State	Marvin Mims Jr. (PR)	41
10/29	Iowa State	Danny Stutsman (INT)	37
9/17	Nebraska	Marvin Mims Jr. (PR)	34
9/3	UTEP	Billy Bowman (KR)	26
9/10	Kent State	Justin Harrington (INT)	22
10/15	Kansas	Jalil Farooq (KR)	21
10/8	Texas	C.J. Coldon (INT)	20
9/10	Kent State	Billy Bowman (KR)	20

OKLAHOMA'S LONGEST SCORING DRIVES

Date	Opponent	Quarter	Plays-Yards	TOP	Drive Ended
9/3	UTEP	1st	6-93	1:48	Touchdown
10/29	Iowa State	1st	15-85	4:38	Touchdown
9/10	Kent State	3rd	3-82	0:33	Touchdown
10/15	Kansas	1st	5-80	0:57	Touchdown
9/10	Kent State	3rd	4-80	0:58	Touchdown
9/3	UTEP	3rd	10-80	2:40	Touchdown
10/15	Kansas	1st	10-79	2:41	Touchdown
10/29	Iowa State	3rd	8-78	2:47	Touchdown
10/1	TCU	1st	4-76	1:32	Touchdown
9/10	Kent State	2nd	5-76	0:52	Touchdown
10/15	Kansas	3rd	10-75	3:20	Touchdown
10/15	Kansas	1st	9-75	2:22	Touchdown
9/24	Kansas State	4th	9-75	3:24	Touchdown
9/24	Kansas State	4th	12-75	1:23	Touchdown
9/17	Nebraska	1st	5-75	1:49	Touchdown
9/3	UTEP	1st	5-75	1:17	Touchdown
10/1	TCU	3rd	14-73	5:10**	Touchdown
9/24	Kansas State	1st	3-70	0:52	Touchdown
9/10	Kent State	3rd	7-68	2:13	Touchdown
9/3	UTEP	2nd	11-68	4:01	Touchdown
10/15	Kansas	2nd	7-65	2:12	Touchdown
10/1	TCU	2nd	7-65	1:41	Touchdown
9/17	Nebraska	2nd	5-65	1:10	Touchdown
9/3	UTEP	3rd	7-64	1:51	Touchdown
9/24	Kansas State	2nd	4-63	1:09	Touchdown
9/17	Nebraska	2nd	6-63	1:55	Touchdown
9/17	Nebraska	1st	7-63	2:17	Touchdown
9/17	Nebraska	3rd	9-60	3:10	Touchdown
10/15	Kansas	4th	16-55	5:15^	Field Goal
9/3	UTEP	1st	2-55	0:30*	Touchdown
10/15	Kansas	2nd	3-54	0:49	Touchdown
9/24	Kansas State	2nd	8-51	3:28	Field Goal

*Shortest scoring drive by time of possession

**Longest touchdown drive by time of possession | ^Longest scoring drive by TOP

OPPONENTS' LONGEST PLAYS

Rushing	69	Keandre Miller, TCU (Oct. 1, 2022)
Passing	32	Max Duggan to Taye Barber, TCU (Oct. 1, 2022)
Field Goal	54	Gavin Baechle, UTEP (Sept. 3, 2022)
Punt	57	Tyler Perkins, Iowa State (Oct. 29, 2022)
Punt Return	2	Marcus Bellon, UTEP (Sept. 3, 2022)
Kickoff Return	58	Malik Knowles, Kansas State (Sept. 24, 2022)
Interception Return	17	Kenny Logan Jr., Kansas (Oct. 15, 2022)
Fumble Return	N/A	


BIG 12/NCAA RANKINGS

INDIVIDUAL

Category	Player	Stat	Big 12 Rank	NCAA Rank
Completion Percentage	Dillon Gabriel	64.2	6	52
Completions/Game	Dillon Gabriel	18.4	5	62
Passing Efficiency	Dillon Gabriel	160.0	3	17
Passing Yards	Dillon Gabriel	1,766	6	60
Passing TDs	Dillon Gabriel	14	3	43
Passing Yards/Game	Dillon Gabriel	252.3	4	41
Yards/Pass Attempt	Dillon Gabriel	8.8	3	23
Yards/Pass Completion	Dillon Gabriel	13.7	3	39
Rushing Yards	Eric Gray	796	4	19
Rushing Yards/Game	Eric Gray	99.5	4	19
Rush Yards/Carry	Eric Gray	6.8	1	7
Rushing TDs	Marcus Major	6	8	62
Receiving Yards	Marvin Mims Jr.	558	4	70
Receiving Yards/Game	Marvin Mims Jr.	69.8	4	71
Yards/Reception	Theo Wease	16.7	7	58
	Marvin Mims Jr.	16.4	9	66
Receiving TDs	Brayden Willis	5	2	51
All Purpose Yards/Game	Eric Gray	114.4	4	43
Total Offense/Game	Dillon Gabriel	278.0	3	33
Field Goals/Game	Zach Schmit	1.0	8	74
Field Goal Pct.	Zach Schmit	88.9	4	25
Total Points Scored	Zach Schmit	64	7	48
Points Scored/Game	Sach Schmit	8.0	8	48
Points Responsible For	Dillon Gabriel	102	3	44
Points Responsible For/Game	Dillon Gabriel	14.6	4	36
Total Interceptions	C.J. Coldon	2	3	49
Forced Fumbles/Game	Key Lawrence	0.3	1	23
Sacks/Game	Reggie Grimes	0.5	5	84
Total Tackles/Game	David Ugwoegbu	8.5	3	49
	Danny Stutsman	8.4	4	53
Punting	Michael Turk	45.8	1	6

TEAM

Category	Stat	Big 12 Rank	NCAA Rank
Scoring Offense	33.0	8	40
Scoring Defense	28.8	6	83
Total Offense	454.4	4	29
Total Defense	438.0	8	113
Rushing Offense	217.5	3	16
Rushing Defense	189.8	10	114
Pass Offense	236.9	8	70
Pass Defense	248.2	5	90
Pass Efficiency	148.5	5	36
Pass Defense Efficiency	131.8	8	77
Passes Had Intercepted	3	3	10
Passes Intercepted	9	2	22
Sacks/Game	2.0	7	76
Sacks Allowed/Game	2.1	9	73
Tackles for Loss/Game	7.5	2	11
First Downs	188	6	39
First Downs Allowed	202	10	127
3rd-Down Conversion Pct.	43.3	6	41
Opp. 3rd-Down Conversion Pct.	43.2	9	104
4th-Down Conversion Pct.	50.0	8	68
Opp. 4th-Down Conversion Pct.	42.9	2	33
Red Zone Offense Pct.	86.2	8	50
Red Zone Defense Pct.	83.9	3	70
Penalties/Game	5.9	7	51
Penalty Yards/Game	53.5	10	58
Time of Possession	26:41	10	122
Turnover Margin	0.4	4	42
Net Punt Average	42.1	1	10
Kick Return Average	19.2	7	90
Kickoff Coverage	24.0	9	111
Punt Return Average	15.9	2	12
Punt Coverage	1.3	4	8

9/5/22 • Gaylord Family – Oklahoma Memorial Stadium (83,173) • Norman			
	UTEP	13	
	#9 OKLAHOMA	45	

NORMAN — Oklahoma made Brent Venables' first game as a head coach a memorable one as it raced to a 21-0 lead in the first 8:17 and beat UTEP 45-13. The Sooners outgained the Miners by 176 yards (492-316) and showcased a balanced offensive attack with 259 rushing yards and 233 passing yards. They allowed just 28 rushing yards on 31 carries.

In his OU debut, quarterback Dillon Gabriel completed 15 of 23 passes for 233 yards and two touchdowns. He also rushed six times for 20 yards and scored on a 12-yard burst for the game's first points. Tight end Brayden Willis caught both TD passes (scoring from six and 28 yards) the second of which gave OU a 28-10 lead.

Eric Gray rushed a team-high 16 times for 102 yards, marking his sixth-career 100-yard game and first as a Sooner. Marcus Major ran seven times for 54 yards and scored from one and six yards in the third quarter. On his second-career play and first touch, freshman receiver Gavin Freeman scored on a 46-yard rushing play to give the Sooners a 21-0 lead.

Safety Billy Bowman and linebacker Danny Stutsman led OU with nine tackles apiece, career highs for both. Defensive end Reggie Grimes finished with a career-high 2.5 sacks and cornerback Gentry Williams recorded an interception in the end zone on UTEP's final possession. OU possessed the ball for just 21:27 out of 60 minutes.

Score by Quarters	1	2	3	4	Score
UTEP	0	10	0	3	13
Oklahoma	21	7	14	3	45

Record: (0-2, 0-0 C-USA)
Record: (1-0, 0-0 Big 12)

Scoring Summary:

1st	13:43 OU - Gabriel, Dillon 12 yd run (Schmit, Zach kick)	
	5 plays, 75 yards, TOP 01:17	0 - 7
1st	09:18 OU - Willis, Brayden 6 yd pass from Gabriel, Dillon (Schmit, Zach kick)	
	6 plays, 93 yards, TOP 01:48	0 - 14
1st	06:43 OU - Freeman, Gavin 46 yd run (Schmit, Zach kick)	
	2 plays, 55 yards, TOP 00:30	0 - 21
2nd	14:12 UTEP - Baechle, Gavin 48 yd field goal	
	14 plays, 44 yards, TOP 07:31	3 - 21
2nd	08:18 UTEP - Awatt, Ronald 2 yd run (Baechle, Gavin kick)	
	10 plays, 85 yards, TOP 05:10	10 - 21
2nd	00:55 OU - Willis, Brayden 28 yd pass from Gabriel, Dillon (Schmit, Zach kick)	
	11 plays, 68 yards, TOP 04:01	10 - 28
3rd	10:48 OU - Major, Marcus 1 yd run (Schmit, Zach kick)	
	10 plays, 80 yards, TOP 02:40	10 - 35
3rd	03:16 OU - Major, Marcus 6 yd run (Schmit, Zach kick)	
	7 plays, 64 yards, TOP 01:51	10 - 42
4th	14:01 UTEP - Baechle, Gavin 54 yd field goal	
	11 plays, 38 yards, TOP 04:15	13 - 42
4th	05:17 OU - Schmit, Zach 22 yd field goal	
	9 plays, 37 yards, TOP 05:28	13 - 45

	UTEP	OU
FIRST DOWNS	26	23
RUSHES-YARDS (NET)	31-28	38-259
PASSING YDS (NET)	288	233
Passes Att-Comp-Int	31-51-1	15-23-0
TOTAL OFFENSE PLAYS-YARDS	82-316	61-492
Fumble Returns-Yards	0-0	0-0
Punt Returns-Yards	2-(-2)	2-17
Kickoff Returns-Yards	2-31	2-51
Interception Returns-Yards	0-0	1-0
Punts (Number-Avg)	5-42.2	3-45.3
Fumbles-Lost	3-0	1-0
Penalties-Yards	6-50	7-59
Possession Time	38:33	21:27
Third-Down Conversions	5 of 15	3 of 8
Fourth-Down Conversions	1 of 2	1 of 1
Red-Zone Scores-Chances	1-1	5-5
Sacks By: Number-Yards	2-10	6-46

RUSHING: UTEP – Awatt, R. 12-39; Hankins, D. 6-15; Walker, C. 2-9; Burgess Jr., T. 1-5; Brownholtz 2-0; Akharaiyi, K. 1-6; Hardison, G. 7-34. **OU** – Gray, E. 16-102; Major, M. 7-54; Freeman, G. 1-46; Barnes, J. 4-25; Gabriel, D. 6-20; Walker, T. 2-10; Beville, D. 1-4; TEAM 1-2.

PASSING: UTEP – Hardison, G. 26-42-0-244; Brownholtz, C. 5-8-0-44. **OU** – Gabriel, D. 15-23-2-233.

RECEIVING: UTEP – Flores, R. 7-76; Smith, T. 8-71; Ballard, J. 5-39; Akharaiyi, K. 4-36; Tupou, J. 1-24; Clarke, J. 1-13; Awatt, R. 1-11; Dawn Jr., W. 2-9; Fryar, Z. 1-5; Bellon, M. 1-4. **OU** – Mims, M. 3-81; Willis, B. 3-40; Wease, T. 3-37; Gray, E. 2-33; Stoops, D. 2-25; Farooq, J. 1-9; Major, M. 1-8.

TACKLES (UA-A): UTEP – Prince, J. 7-3; Knight, T. 6-3; Hylton, K. 3-5; Wallerstedt, C. 2-3; Taylor, J. 3-1; Neal, J. 1-2; Baptist, D. 1-2; Wilston, T. 1-1; James, T. 1-1; Wilson Jr., J. 1-1; Moss, K. 0-2; Shelton, L. 2-0; Hugue, T. 0-2; Barnes, D. 1-1; Johnson, I. 0-2; Rudolph, J. 1-1; Westmoreland, M. 0-1; Thompson, B. 0-1; Williams, T. 1-0; Trotter, D. 0-1; Allen, J. 1-0; Tejada, A. 0-1; Williams, D. 0-1; Tonga'uia, S. 0-1. **OU** – Bowman, B. 7-2; Stutsman, D. 6-3; Ugwoegbu, 3-4; Morrison, T. 1-4; White, D. 2-3; Harrington, J. 4-1; Kanak, J. 0-4; Whittier, S. 1-3; Broiles, J. 0-4; Davis, J. 1-2; Lawrence, K. 0-3; Grimes, R. 2-1; Johnson, J. 0-3; Graham, D. J. 2-0; Harmon, D. 1-1; Coldon, C. J. 1-1; Thomas, R. 1-1; Downs, E. 1-1; Gilliam, K. 1-1; Ellison, J. 1-1; Coe, I. 1-1; Washington, W. 1-0; Lulu, J. 0-1; Dennis, K. 0-1; Williams, G. 1-0; Redmond, J. 0-1; Kelley, J. 0-1.

9/10/21 • Gaylord Family – Oklahoma Memorial Stadium (83,911) • Norman		
	KENT STATE	3
	#7 OKLAHOMA	33

NORMAN — No. 7/7 Oklahoma trailed 3-0 late in the first half but drove 76 yards to score a touchdown with 18 seconds remaining in the second quarter and outscored Kent State 26-0 after halftime to post a 33-3 home win. The Golden Flashes were picked by MAC head coaches to win the league's east division title.

Kent State's three points were the fewest Oklahoma allowed an FBS opponent since a 41-3 win at Kansas in 2017. The Sooners recorded 14 tackles for loss against the Golden Flashes (their most since 2019) and three sacks.

Dillon Gabriel completed 21 of 28 pass attempts for 296 yards and three touchdowns without an interception. His TD passes covered 36, 18 and 58 yards. The 36- and 58-yarders went to receiver Marvin Mims Jr., who tied a career high with seven catches for a career-high 163 yards. He also set a career high with 203 all-purpose yards with the help of a 41-yard punt return, OU's longest since 2019.

For the first time since 2018, three Sooners registered double-digit tackles in a game. Linebacker Danny Stutsman (12) and safety Billy Bowman (11) set career highs in tackles for the second straight game, while safety Justin Broiles tied a career high with 11 stops in his first start of the season. Stutsman recorded 4.0 tackles for loss, OU's most in three seasons, and added a sack, while Bowman was credited with a forced fumble and recovery on the same play.

Justin Harrington made his first career interception, David Ugwoegbu logged a safety and Reggie Grimes recorded 2.5 TFLs and 1.5 sacks.

Score by Quarters	1	2	3	4	Score
Kent State	0	3	0	0	3
Oklahoma	0	7	24	2	33

Record: (0-2, 0-0 MAC)
Record: (2-0, 0-0 Big 12)

Scoring Summary:

1st	12:01 OU - Stogner, Austin 20 yd pass from Rattler, S. (Brkic, Gabe kick)	
	3 plays, 45 yards, TOP 1:08	
2nd	8:27 KSU - A.Glass 37 yd FG	
	15 plays, 72 yards, TOP 7:21	
2nd	0:18 OU - Mims, Marvin 36 yd pass from Gabriel, D. (Schmit, Z. kick)	
	5 plays, 76 yards, TOP 0:52	
3rd	12:41 OU - Major, Marcus 16 yd rush (Schmit, Z. kick)	
	7 plays, 68 yards, TOP 2:13	
3rd	9:51 OU - Schmit, Zach 25 yd FG	
	7 plays, 26 yards, TOP 1:39	
3rd	5:31 OU - Stoops, Drake 18 yd pass from Gabriel, D. (#34 Z.Schmit kick)	
	4 plays, 80 yards, TOP 0:58	
3rd	1:35 OU - Mims, Marvin, 58 yd pass from Gabriel, D. (#34 Z.Schmit kick)	
	3 plays, 82 yards, TOP 0:33	
4th	12:00 OU - Ugwoegbu, David, safety, TOP 1:16	

	KSU	OU
FIRST DOWNS	20	20
RUSHES-YARDS (NET)	52-164	36-134
PASSING YDS (NET)	131	296
Passes Att-Comp-Int	11-21-1	21-28-0
TOTAL OFFENSE PLAYS-YARDS	73-295	64-430
Fumble Returns-Yards	1-0	0-0
Punt Returns-Yards	6-260	6-232
Kickoff Returns-Yards	3-173	6-390
Interception Returns-Yards	0-0	1-22
Punts (Number-Avg)	6-43.3	6-38.7
Fumbles-Lost	1-1	1-0
Penalties-Yards	7-56	5-25
Possession Time	36:19	23:41
Third-Down Conversions	6-16	3-12
Fourth-Down Conversions	0-1	1-2
Red-Zone Scores-Chances	1-2	3-3
Sacks By: Number-Yards	3-10	3-18

RUSHING: KSU – Schlee, C. 12-74; Cooper, M. 22-73; Bradford, B. 8-31; Garcia, G. 5-29; Bangura, D. 3-7; Cephas, D. 1-4. **OU** – Gray, E. 10-71; Major, M. 5-39-1; Barnes, J. 9-21; Walker, T. 5-21; Mims, M. 1-0; Gabriel, D. 4-0.

PASSING: Kent State– Schlee, C. 11-19-0; Kargman, D. 0-2-1. **OU** – Gabriel, D. 21-28-0.

RECEIVING: Kent State – Cephas, D. 4-50; James, R. 2-10; Leach, K. 1-23; Copper, M. 1-22; Walker, D. 1-12; Bradford, B. 1-11; Orr, K. 1-3. **OU** – Mims, M. 7-163; Wease, T. 3-37; Stoops, D. 3-33; Parker, D. 2-21; Hester, J. 1-13; Major, M. 1-11; Walker, T. 1-7; Gray, E. 1-6; Willis, B. 1-4; Freeman, G. 1-1.

TACKLES (UA-A): Kent State – Bolden, N. 4-8; Pierre, M. 4-4; Richardson, A. 3-4; Evans, J. 4-2; Miller, D. 2-4; Johns, K. 2-4; Slattery, S. 2-3; Michael, G. 3-1; Baka, J. 1-2; Miller, M. 0-3; Murphy, L. 0-3; Harris, C. 1-1; Harmon, M. 1-1; Wallace, J. 1-0; Blue, C. 1-0; Smith, J. 1-0; Garcia, G. 1-0; Billotte, O. 0-1; West, Z. 0-1; Gamble, K. 0-1; Diaby, S. 0-1; Gater, L. 0-1; Branch, A. 0-1. **OU** – Stutsman, D. 9-3; Broiles, J. 5-6; Bowman, B. 4-7; Ugwoegbu, D. 3-3; White, D. 1-4; Harmon, D. 1-4; Grimes, R. 3-1; Redmond, J. 2-1; Ellison, J. 1-2; Kanak, J. 0-3; Downs, E. 0-3; Halton, G. 0-3; Johnson, J. 1-1; Washington, W. 1-1; Harrington, J. 0-2; Davis, J. 1-0; Kelley, J. 1-0; Coe, I. 1-0; West, T. 1-0; Morrison, T. 1-0; Goldon, C. 1-0; Gilliam, K. 0-1; Lulu, J. 0-1; Smith, C. 0-1; McCoy, J. 0-1; Graham, D. 0-0.

9/17/22 • Memorial Stadium (87,161) • Lincoln, Neb.		
	#6 OKLAHOMA	49
	NEBRASKA	14

LINCOLN, Neb. — In its first game at Nebraska since 2009, No. 6/6 Oklahoma scored seven consecutive touchdowns and posted its highest point and yardage (580) totals ever in Lincoln in a 49-14 win. OU's 35-point victory margin was its largest in a true road game since 2017.

The Sooners surrendered 77 yards on Nebraska's first possession but just 71 more the rest of the first half in taking a 35-7 lead to the locker room. For the game, Oklahoma outgained the Huskers by 253 yards (580-327).

Eric Gray rushed for a game-high 113 yards and two touchdowns on just 11 carries (10.3 yards per rush) while Marcus Major carried 12 times for 35 yards and a 1-yard score. Major also caught a 24-yard touchdown pass, the first receiving score of his career, that came from tight end Brayden Willis. It was Willis' first career pass.

Dillon Gabriel completed 16 of 27 pass attempts for 230 yards and two touchdowns (no interceptions) in his two-and-a-half quarters of work. After NU took its 7-0 lead, Gabriel ran for a 61-yard touchdown, the longest rush of his career.

Jalil Farooq finished with three catches for 58 yards, including a 25-yard touchdown that marked his first career score. Theo Wease caught a 15-yard TD pass, his first score since the 2020 season.

Freshman linebacker Jaren Kanak logged game and career highs of 10 tackles and forced and recovered a fumble on the first play of the third quarter. Junior defensive back Key Lawrence had six tackles, an interception, a forced fumble and a pass breakup.

Score by Quarters	1	2	3	4	Score	
Oklahoma	14	21	14	0	49	Record: (3-0, 0-0 Big 12)
Nebraska	7	0	0	7	14	Record: (1-3, 0-1 Big Ten)

Scoring Summary:

1st	11:19 NEB - Palmer, T. 32 yd pass from Thompson, C. (Bleekrode, T. kick)	
	6 plays, 77 yards, TOP 01:57	0-7
1st	09:30 OU - Gabriel, D. 61 yd rush (Schmit, Z. kick)	
	5 plays, 75 yards, TOP 01:49	7-7
1st	01:57 OU - Farooq, J. 25 yd pass from Gabriel, D. (Schmit, Z. kick)	
	7 plays, 63 yards, TOP 02:17	14-7
2nd	14:48 OU - Major, M. 1 yd rush (Schmit, Z. kick)	
	5 plays, 23 yards, TOP 00:55	21-7
2nd	11:35 OU - Major, M. 24 yd pass from Willis, B. (Schmit, Z. kick)	
	6 plays, 63 yards, TOP 01:55	28-7
2nd	01:44 OU - Gray, E. 16 yd rush (Schmit, Z. kick)	
	5 plays, 65 yards, TOP 01:10	35-7
3rd	13:13 OU - Gray, E. 21 yd rush (Schmit, Z. kick)	
	7 plays, 46 yards, TOP 01:41	42-7
3rd	08:59 OU - Wease, T. 15 yd pass from Gabriel, D. (Schmit, Z. kick)	
	9 plays, 60 yards, TOP 03:10	49-7
4th	03:17 NEB - Purdy, C. 8 yd rush (Bleekrode T. kick)	
	13 plays, 82 yards, TOP 05:04	49-14

	OU	NU
FIRST DOWNS	31	21
RUSHES-YARDS (NET)	54-312	45-163
PASSING YDS (NET)	268	164
Passes Comp-Att-Int	19-30-0	21-31-1
TOTAL OFFENSE PLAYS-YARDS	84-580	76-327
Fumble Returns-Yards	0-0	0-0
Punt Returns-Yards	4-61	1--1
Kickoff Returns-Yards	0-0	0-0
Interception Returns-Yards	1-0	0-0
Punts (Number-Avg)	3-48.7	7-42.3
Fumbles-Lost	3-1	2-1
Penalties-Yards	6-65	5-40
Possession Time	29:36	30:24
Third-Down Conversions	10 of 16	6 of 17
Fourth-Down Conversions	1 of 2	0 of 2
Red-Zone Scores-Chances	3-4	1-2
Sacks By: Number-Yards	4-32	2-7

RUSHING: OU — Gray, E. 11-113; Barnes, J. 13-77; Gabriel, D. 6-55; Major, M. 12-35; Walker, T. 4-17; Beville, D. 1-13; Stoops, D. 2-5; Mims, M. 1-4. **NU** — Ervin, G. 7-60; Allen, A. 11-49; Grant, A. 13-36; Purdy, C. 5-29; Yant, J. 4-19; Thompson, C. 5--30.

PASSING: OU — Gabriel, D. 16-27-0-230; Beville, D. 2-2-0-14; Willis, B. 1-1-0-24. **NU** — Thompson, C. 14-20-0-129; Purdy, C. 7-11-1-35.

RECEIVING: OU — Mims, M. 4-66; Farooq, J. 3-58; Stoops, D. 3-32; Wease, T. 2-46; Willis, B. 2-19; Major, M. 1-24; Bunkley-Shelton, L. 1-10; Parker, D. 1-5; Gray, E. 1-4; Helms, K. 1-4. **NU** — Palmer, T. 10-92; Washington, M. 2-17; Belt, B. 2-9; Martin, O. 1-18; Brown, A. 1-11; Brewington, C. 1-6; Liewer, W. 1-5; Boerkercher, N. 1-4; Vokolek, T. 1-2; Garcia-Castaneda, I. 1-0.

TACKLES (UA-A): OU — Kanak, J. 3-7; White, D. 4-2; Lawrence, K. 4-2; Ugwoegbu, D. 3-3; Harrington, J. 1-4; Bowman, B. 3-1; Smith, C. 3-1; Stutsman, D. 2-2; Morrison, T. 2-2; Whittier, S. 1-3; Downs, E. 3-0; Washington, W. 2-1; Grimes, R. 2-1; Graham, D. 1-2; Harmon, D. 1-1; Lailu, J. 1-1; Stripling, M. 0-2; Halton, G. 0-2; Redmond, J. 1-0; Davis, J. 1-0; Gilliam, K. 1-0; Dennis, K. 1-0; Broiles, J. 0-1; Walker, K. 0-1; Kelley, J. 0-1; Williams, G. 0-1; Cordon, C. 0-1. **NU** — Reimer, L. 3-5; Kolarevic, C. 2-6; Buford, M. 6-1; Mathis, O. 4-3; Farmer, M. 4-2; Henrich, N. 3-3; Newsome, Q. 4-1; Nelson, G. 3-2; Mauga-Clements, E. 3-2; Wynn, S. 1-3; Gifford, I. 3-0; Drew, D. 1-2; Tannor, C. 1-1; Hutmacher, N. 0-2; Hill, T. 1-0; Buschini, B. 1-0; Sanford, P. 1-0; Robinson, T. 1-0; Clark, B. 1-0; Lynum, T. 1-0; Butler, J. 1-0; Hausmann, E. 1-0; Brewington, C. 0-1.

9/24/22 • Gaylord Family — Oklahoma Memorial Stadium (84,376) • Norman		
	KANSAS STATE	41
	#6 OKLAHOMA	34

NORMAN — No. 6/6 Oklahoma racked up 550 yards of offense and didn't commit a turnover, but came up on the wrong end of a 41-34 outcome. The loss snapped OU's 10-game home winning streak and was just its second defeat in its last 30 home outings (both to the Wildcats).

Kansas State scored on its first two possessions to take a 14-0 lead before OU responded with a pair of long touchdown passes from Dillon Gabriel to knot the score. The scoring throws went to Theo Wease (career-long 56-yard reception) with 52 seconds left in the first quarter and Marvin Mims Jr. (50-yarder) with 12:24 left in the second quarter. The Wildcats led 24-17 at halftime and the Sooners never got closer than four points the rest of the way.

Gabriel completed 26 of 39 passes (67%) and set personal OU highs of 330 passing yards and four passing touchdowns. He also rushed seven times for 61 yards. Mims finished with four catches for a game-high 87 yards, Wease caught three passes for 75 yards, Jalil Farooq had five receptions for 69 yards and Brayden Willis caught five passes for 41 yards, two of them for fourth-quarter touchdowns.

Eric Gray rushed for 114 yards on 16 carries (7.1 yards per rush) for his third 100-yard effort of the season. He also caught a team-high seven passes for 45 yards.

Kansas State quarterback Adrian Martinez accounted for five touchdowns, rushing 21 times for 148 yards and four scores and throwing for 234 yards and another TD.

Score by Quarters	1	2	3	4	Score	
Kansas State	14	10	3	14	41	Record: (3-1, 1-0 Big 12)
Oklahoma	7	10	3	14	34	Record: (3-1, 0-1 Big 12)

Scoring Summary:

1st	09:57 KSU - Martinez, A. 6 yd rush (Tennant, C. kick)	
	12 plays, 75 yards, TOP 05:03	7-0
1st	05:37 KSU - Knowles, M. 6 yd pass from Martinez, A. (Tennant, C. kick)	
	7 plays, 80 yards, TOP 03:11	14-0
1st	02:32 OU - Wease, T. 56 yd pass from Gabriel, D. (Schmit, Z. kick)	
	3 plays, 70 yards, TOP 00:52	14-7
2nd	12:24 OU - Mims, M. 50 yd pass from Gabriel, D. (Schmit, Z. kick)	
	4 plays, 63 yards, TOP 01:09	14-14
2nd	06:15 KSU - Martinez, A. 3 yd rush (Tennant, C. kick)	
	11 plays, 42 yards, TOP 05:59	21-14
2nd	02:47 OU - Schmit, Z. 41 yd FG	
	8 plays, 51 yards, TOP 03:28	21-17
2nd	00:00 KSU - Tennant, C. 23 yd FG	
	10 plays, 70 yards, TOP 02:47	24-17
3rd	11:42 OU - Schmit, Z. 44 yd FG	
	8 plays, 48 yards, TOP 03:18	24-20
3rd	03:24 KSU - Tennant, C. 29 yd FG	
	11 plays, 69 yards, TOP 03:53	27-20
4th	08:00 KSU - Martinez, A. 15 yd rush (Tennant, C. kick)	
	8 plays, 80 yards, TOP 03:45	34-20
4th	04:36 OU - Willis, B. 1 yd pass from Gabriel, D. (Schmit, Z. kick)	
	9 plays, 75 yards, TOP 03:24	34-27
4th	01:58 KSU - Martinez, A. 1 yd rush (Tennant, C. kick)	
	7 plays, 75 yards, TOP 02:38	41-27
4th	00:35 OU - Willis, B. 10 yd pass from Gabriel, D. (Schmit, Z. kick)	
	12 plays, 75 yards, TOP 01:23	41-34


	KSU	OU
FIRST DOWNS	28	26
RUSHES-YARDS (NET)	49-275	34-220
PASSING YDS (NET)	234	330
Passes Att-Comp-Int	21-34-0	26-39-0
TOTAL OFFENSE PLAYS-YARDS	83-509	73-550
Fumble Returns-Yards	0-0	0-0
Punt Returns-Yards	0-0	0-0
Kickoff Returns-Yards	1-58	1-10
Interception Returns-Yards	0-0	0-0
Punts (Number-Avg)	5-47.4	5-51.2
Fumbles-Lost	0-0	0-0
Penalties-Yards	6-37	11-87
Possession Time	35:04	24:56
Third-Down Conversions	8 of 17	4 of 13
Fourth-Down Conversions	2 of 2	1 of 2
Red-Zone Scores-Chances	7-7	3-3
Sacks By: Number-Yards	1-5	0-0

RUSHING: KSU — Martinez, A. 21-148; Vaughn, D. 25-116; Giddens, D. 2-13. **OU** — Gray, E. 16-115; Gabriel, D. 7-61; Major, M. 9-37; Farooq, J. 2-8.

PASSING: KSU — Martinez, A. 21-34-0-234. **OU** — Gabriel, D. 26-39-0-330.

RECEIVING: KSU — Brooks, P. 7-56; Sinnott, B. 4-80; Knowles, M. 4-52; Warner, K. 3-26; Vaughn, D. 2-13; Garcia, R. 1-7. **OU** — Gray, E. 7-45; Farooq, J. 5-69; Willis, B. 5-41; Mims, M. 4-87; Wease, T. 3-75; Major, M. 2-13.

TACKLES (UA-A): KSU — Savage, K. 8-3; Moore, A. 4-5; Brents, J. 4-5; Hayes, J. 2-6; Cheatum, D. 2-3; Pickle, J. 2-3; Boye-Doe, E. 3-1; Green, D. 2-2; Anudike-Uzomah, F. 0-4; Smith, T. 3-0; Duke, K. 1-2; Huggins, E. 2-0; Purnell, D. 1-1; Allen, N. 1-1; Hentz, R. 0-2; Mason, C. 1-0; Payne, V. 1-0; Mott, B. 0-1; Stufflebean, C. 0-1. **OU** — Ugwoegbu, D. 7-8; Broiles, J. 7-3; Stutsman, D. 6-4; Bowman, B. 7-2; White, D. 3-4; Lawrence, K. 2-5; Davis, J. 2-4; Washington, W. 3-2; Redmond, J. 1-3; Lailu, J. 0-3; Coe, I. 2-0; Johnson, J. 1-0; Downs, E. 1-0; Stripling, M. 1-0; Morrison, T. 1-0; Graham, D. 0-1; Ellison, J. 0-1.

10/1/22 • Amon G. Carter Stadium (49,095) • Fort Worth, Texas		
	#18 OKLAHOMA	24
	TCU	55

FORT WORTH, Texas — No. 18/16 Oklahoma lost a fumble on the game's opening possession that led to a touchdown and gave up three more first-quarter TDs in a 55-24 loss at TCU. It was the most points OU surrendered since the 2019 CFP Semifinal at the Peach Bowl and snapped its eight-game winning streak over the Horned Frogs.

Playing the majority of the game without starting quarterback Dillon Gabriel, who left the contest due to injury with 9:39 left in the second quarter and didn't return, the Sooners registered a season-low 355 yards of offense and averaged 4.4 yards per play, their lowest figure since 2015. Gabriel completed 7 of 16 pass attempts for 126 yards, 78 of which came on one throw to tight end Brayden Willis. Gabriel was replaced by redshirt junior QB Davis Beville, who completed 7 of 16 pass attempts for 50 yards.

OU's three touchdowns were by running backs Eric Gray and Jovantae Barnes. Gray scored on a 1-yard run with 2:15 left in the first quarter to cut TCU's lead to 20-10, while Barnes scored on a 20-yard scamper with 8:49 left in the second quarter and a 1-yard plunge with 11:24 left in the fourth. Barnes finished with a career-high 100 yards on 18 carries (5.6 average) while Gray had 60 yards on 13 rushes.

TCU's 668 offensive yards were the most OU gave up to a Big 12 foe since 2016.

Score by Quarters	1	2	3	4	Score
Oklahoma	10	7	0	7	24
TCU	27	14	14	0	55

Record: (3-2, 0-2 Big 12)

Record: (4-0, 1-0 Big 12)

Scoring Summary:

1st	12:45	TCU - Williams, S. 19 yd pass from Duggan, M. (Kell, G. kick)	
		4 plays, 46 yards, TOP 01:18	0-7
1st	09:49	OU - Schmit, Z. 43 yd FG	
		5 plays, 19 yards, TOP 00:56	3-7
1st	08:35	TCU - Barber, T. 73 yd pass from Duggan, M. (Kell, G. kick missed)	
		3 plays, 75 yards, TOP 01:14	3-13
1st	07:17	TCU - Duggan, M. 67 yd rush (Kell, G. kick)	
		1 play, 67 yards, TOP 00:11	3-20
1st	02:15	OU - Gray, E. 1 yd rush (Schmit, Z. kick)	
		4 plays, 76 yards, TOP 01:32	10-20
1st	00:07	TCU - Miller, K. 15 yd rush (Kell, G. kick)	
		6 plays, 75 yards, TOP 02:08	10-27
2nd	10:30	TCU - Demercado, E. 1 yd rush (Kell, G. kick)	
		9 plays, 89 yards, TOP 03:50	10-34
2nd	08:49	OU - Barnes, J. 20 yd rush (Schmit, Z. kick)	
		7 plays, 65 yards, TOP 01:41	17-34
2nd	01:34	TCU - Henderson, G. 62 yd pass from Duggan, M. (Kell, G. kick)	
		6 plays, 89 yards, TOP 02:28	17-41
3rd	09:30	TCU - Miller, K. 69 yd rush (Kell, G. kick)	
		3 plays, 80 yards, TOP 01:09	17-48
3rd	01:40	TCU - Duggan, M. 2 yd rush (Kell, G. kick)	
		6 plays, 67 yards, TOP 02:49	17-55
4th	11:24	OU - Barnes, J. 1 yd rush (Schmit, Z. kick)	
		14 plays, 73 yards, TOP 05:10	24-55

	OU	TCU
FIRST DOWNS	22	29
RUSHES-YARDS (NET)	49-179	41-361
PASSING YDS (NET)	176	307
Passes Att-Comp-Int	14-32-0	24-34-0
TOTAL OFFENSE PLAYS-YARDS	81-355	75-668
Fumble Returns-Yards	0-0	0-0
Punt Returns-Yards	0-0	1-1
Kickoff Returns-Yards	7-174	1-19
Interception Returns-Yards	0-0	0-0
Punts (Number-Avg)	8-46.9	5-38.4
Fumbles-Lost	1-1	0-0
Penalties-Yards	7-80	4-55
Possession Time	27:11	32:49
Third-Down Conversions	6 of 18	7 of 14
Fourth-Down Conversions	1 of 3	0 of 2
Red-Zone Scores-Chances	3-3	4-5
Sacks By: Number-Yards	1-10	4-17

RUSHING: OU - Barnes, J. 18-100; Gray, E. 13-60; Walker, T. 5-11; Stoops, D. 1-7; Bunkley-Shelton, L. 1-5; Sawchuk, G. 2-5; Freeman, G. 1-2; Gabriel, D. 1-0; Beville, D. 6-11. **TCU** - Miller, K. 13-136; Duggan, M. 5-116; Demercado, E. 8-62; Bailey, E. 5-24; Battle, T. 3-20; Wren, C. 3-6; Johnston, Q. 1-2; Jackson, S. 3--5.

PASSING: OU - Gabriel, D. 7-16-0-126; Beville, D. 7-16-0-50. **TCU** - Duggan, M. 23-33-0-302; Jackson, S. 1-1-0-5.

RECEIVING: OU - Mims, M. 4-41; Willis, B. 2-81; Farooq, J. 2-17; Barnes, J. 2-14; Gibson, J. 1-12; Stoops, D. 1-5; Gray, E. 1-4; Parker, D. 1-2. **TCU** - Davis, D. 7-32; Johnston, Q. 4-41; Barber, T. 3-107; Williams, S. 3-31; Wren, C. 2-2; Henderson, G. 1-62; Bailey, E. 1-14; Hudson, J. 1-10; Jackson, C. 1-5; Miller, K. 1-3.

TACKLES (UA-A): OU - Ugwoegbu, D. 5-5; Harrington, J. 4-4; Stutsman, D. 3-4; McCoy, J. 4-1; Morrison, T. 2-3; Harmon, D. 1-4; Broiles, J. 3-1; Washington, W. 2-1; Halton, G. 1-2; Walker, K. 2-0; Graham, D. 1-1; Lawrence, K. 1-1; Coe, I. 1-1; Spears-Jennings, R. 1-1; Downs, E. 0-2; Davis, J. 0-2; Bowman, B. 1-0; Johnson, J. 1-0; White, D. 0-1; Redmond, J. 0-1; Kelleher, K. 0-1; West, T. 0-1; Gilliam, K. 0-1; Kanak, J. 0-1; Parker, D. 0-1; Ellison, J. 0-1; Williams, G. 0-1. **TCU** - Hodges, J. 5-5; Winters, D. 3-5; Bradford, M. 5-1; Foster, J. 4-2; Camara, A. 5-0; Perry, M. 3-2; Obiazor, N. 2-3; Horton, D. 3-1; Mitchell, T. 1-3; Fox, C. 0-4; Brooks, M. 1-2; Newton, J. 2-0; McCuin, D. 2-0; Hodges-Tomlinson, T. 1-1; Marcheselli, Z. 1-1; Banks, S. 1-1; Uguak, L. 1-1; Hodge, J. 0-2; Williams, D. 0-2; McMillan, J. 1-0; Biddle, C. 1-0; Clark, B. 1-0.

10/8/22 • Cotton Bowl (92,100) • Dallas		
	TEXAS	49
	OKLAHOMA	0

DALLAS — Playing without injured starting quarterback Dillon Gabriel, Oklahoma had its four-game winning streak against Texas snapped in a 49-0 defeat at the Cotton Bowl in Dallas. The Sooners were outgained 585-195 in total yardage and managed just 24 yards after halftime. It was the first time OU got shut out since 1998.

Without Gabriel, OU started redshirt junior Davis Beville got his first career start at quarterback and the Sooners used a variety of players in "wildcat" packages to try to kickstart an offense that averaged 3.7 yards per play on the day. Beville completed 6 of 12 pass attempts for 38 yards and was intercepted once.

The Sooners held Texas to seven points in the first quarter before allowing 21 in the second, 14 in the third and seven in the fourth.

Receiver Jilil Farooq was OU's leading rusher, carrying five times for 60 yards, while running back Eric Gray finished with 59 yards on 11 carries. Tight end Brayden Willis got several snaps in the "wildcat" package and gained 18 yards on seven rushes.

Linebacker Danny Stutsman logged a game- and career-high 13 tackles and was joined in double digits by defensive back Woodi Washington (career-high-tying 10) and linebacker David Ugwoegbu (10). It was Ugwoegbu's third straight game with at least 10 stops (the only double-digit games of his career). Defensive back C.J. Colder registered one of OU's four tackles for loss, as well as his first interception as a Sooner that he returned 20 yards.

Score by Quarters	1	2	3	4	Score
Texas	7	21	14	7	49
Oklahoma	0	0	0	0	0

Record: (4-2, 2-1 Big 12)

Record: (3-3, 0-3 Big 12)

Scoring Summary:

1st	06:48	UT - Robinson, B. 2 yd rush (Auburn, B. kick)	
		12 plays, 90 yards, TOP 04:31	7-0
2nd	12:40	UT - Worthy, X. 10 yd pass from Ewers, Q. (Auburn, B. kick)	
		8 plays, 92 yards, TOP 03:03	14-0
2nd	07:31	UT - Robinson, K. 15 yd pass from Ewers, Q. (Auburn, B. kick)	
		9 plays, 80 yards, TOP 03:10	21-0
2nd	00:18	UT - Sanders, J. 24 yd pass from Ewers, Q. (Auburn, B. kick)	
		9 plays, 79 yards, TOP 02:48	28-0
3rd	05:01	UT - Robinson, B. 11 yd rush (Auburn, B. kick)	
		7 plays, 76 yards, TOP 03:07	35-0
3rd	01:57	UT - Sanders, J. 18 yd pass from Ewers, Q. (Auburn, B. kick)	
		6 plays, 47 yards, TOP 02:07	42-0
4th	12:11	UT - Brooks, J. 18 yd rush (Auburn, B. kick)	
		5 plays, 54 yards, TOP 02:37	49-0

	UT	OU
FIRST DOWNS	36	11
RUSHES-YARDS (NET)	50-296	42-156
PASSING YDS (NET)	289	39
Passes Att-Comp-Int	21-31-1	9-17-2
TOTAL OFFENSE PLAYS-YARDS	81-585	59-195
Fumble Returns-Yards	0-0	0-0
Punt Returns-Yards	2-11	0-0
Kickoff Returns-Yards	0-0	2-33
Interception Returns-Yards	2-6	1-20
Punts (Number-Avg)	3-40.7	8-42.0
Fumbles-Lost	0-0	0-0
Penalties-Yards	2-10	3-36
Possession Time	32:59	27:01
Third-Down Conversions	10-15	3-15
Fourth-Down Conversions	0-0	2-4
Red-Zone Scores-Chances	6-7	0-2
Sacks By: Number-Yards	3-17	0-0

RUSHING: UT - Robinson, B. 22-130; Johnson, R. 9-57; Brooks, J. 7-39; Robinson, K. 4-32; Ewers, Q. 2-17; Blue, J. 5-14; Worthy, X. 1-7. **OU** - Farooq, J. 5-60; Gray, E. 11-59; Barnes, J. 7-24; Willis, B. 7-18; Major, M. 5-11; Stoops, D. 2-5; Beville, D. 5--21.

PASSING: UT - Ewers, Q. 21-31-1-289. **OU** - Beville, D. 6-12-1-38; Gray, E. 1-2-1-0; Turk, M. 1-1-0-3; Major, M. 1-1-0--2; Evers, N. 0-1-0-0.

RECEIVING: UT - Whittington, J. 5-97; Sanders, J. 5-71; Worthy, X. 3-29; Johnson, R. 2-36; Robinson, K. 2-28; Robinson, B. 2-15; Helm, G. 2-13. **OU** - Willis, B. 2-25; Barnes, J. 2-7; Stoops, D. 2-6; Schmit, Z. 1-3; Farooq, J. 1-0; Mims, M. 1--2.

TACKLES (UA-A): UT - Thompson, J. 4-3; Ford, J. 4-3; Barron, J. 3-3; Overshown, D. 2-4; Ojomo, M. 2-3; Cook, A. 1-4; Sweat, T. 2-2; Tucker-Dorsey, D. 1-3; Bush, J. 1-3; Oghoufo, O. 2-1; Crawford, K. 2-1; Jamison, D. 1-2; Coburn, K. 1-2; Collins, A. 1-1; Taaffe, M. 1-1; Finkley, J. 0-2; Johnson, R. 1-0; Watts, R. 1-0; Murphy, B. 1-0; Coffey, J. 1-0; Richardson, D. 1-0; Burke, E. 1-0; Dorbah, P. 0-1; Guilbeau, J. 0-1. **OU** - Stutsman, D. 2-11; Washington, W. 6-4; Ugwoegbu, D. 3-7; Davis, J. 4-3; Graham, D. 1-5; Lawrence, K. 3-1; Broiles, J. 2-2; Colder, C. 2-1; Morrison, T. 2-1; White, D. 1-2; Redmond, J. 1-2; Grimes, R. 0-3; McCoy, J. 2-0; Mason Thomas, R. 1-1; Downs, E. 1-1; Laulu, J. 1-1; Kelley, J. 1-1; Williams, G. 1-1; Dennis, K. 0-2; Spears-Jennings, R. 0-2; Johnson, J. 1-0; Gray, E. 1-0; Kanak, J. 1-0; Coe, I. 0-1; West, T. 0-1.

10/15/22 • Gaylord Family – Oklahoma Memorial Stadium (83,874) • Norman			
	KANSAS		42
	OKLAHOMA		52

NORMAN — Oklahoma snapped its first three-game losing streak since 1998 with a 52-42 home win over No. 19/20 Kansas. OU never trailed in the contest and led by as many as 21 points (42-21 and 49-28). The Sooners, who converted 16 of 21 third-down tries, ran 100 offensive plays, the 12th time in school history to run at least that many (first since 2014).

The Sooners' 701 yards of offense (403 passing, 298 rushing) were their most against a conference opponent since 2018. Their 487 first-half yards (304 passing, 183 rushing) were their second most ever in a half.

Quarterback Dillon Gabriel returned to action after missing the previous game and a half (injury) to complete 29 of 42 passes for 403 yards and two touchdowns. He also rushed 10 times for 37 yards and a score. Gabriel threw for 304 yards in the first half alone.

Running backs Jovantae Barnes and Eric Gray each had two rushing touchdowns in the game, OU's first time for the feat against an FBS opponent since 2015. Gray finished with 176 yards on 20 carries (8.8 per rush) while Barnes carried 21 times for 69 yards.

OU produced two 100-yard receivers. Marvin Mims had 106 yards (career-high nine catches) and Brayden Willis had a career-high 102 yards (career-high-tying five receptions).

Score by Quarters	1	2	3	4	Score	
Kansas	14	7	7	14	42	Record: (5-2, 2-2 Big 12)
Oklahoma	14	21	14	3	52	Record: (4-3, 1-3 Big 12)

Scoring Summary:

1st	12:14	OU - Barnes, J. 1 yd rush (Schmit, Z. kick)	
		10 plays, 79 yards, TOP 02:41	0-7
1st	09:35	KU - Arnold, L. 39 yd pass from Bean, J. (Borcila, J. kick)	
		6 plays, 75 yards, TOP 02:39	7-7
1st	07:13	OU - Gray, E. 2 yd rush (Schmit, Z. kick)	
		9 plays, 75 yards, TOP 02:22	7-14
1st	02:39	KU - Neal, D. 11 yd rush (Borcila, J. kick)	
		9 plays, 65 yards, TOP 04:28	14-14
2nd	14:26	OU - Barnes, J. 6 yd rush (Schmit, Z. kick)	
		5 plays, 80 yards, TOP 00:57	14-21
2nd	05:42	OU - Wease, T. 24 yd pass from Gabriel, D. (Schmit, Z. kick)	
		7 plays, 65 yards, TOP 02:12	14-28
2nd	02:40	OU - Gray, E. 28 yd rush (Schmit, Z. kick)	
		3 plays, 54 yards, TOP 00:49	14-35
2nd	01:36	KU - Fairchild, M. 18 yd pass from Bean, J. (Borcila, J. kick)	
		4 plays, 75 yards, TOP 01:04	21-35
3rd	10:16	OU - Gabriel, D. 1 yd rush (Schmit, Z. kick)	
		9 plays, 47 yards, TOP 02:33	21-42
3rd	05:56	KU - Arnold, L. 28 yd pass from Bean, J. (Borcila, J. kick)	
		3 plays, 47 yards, TOP 00:53	28-42
3rd	02:36	OU - Willis, B. 26 yd pass from Gabriel, D. (Schmit, Z. kick)	
		10 plays, 75 yards, TOP 03:20	28-49
4th	10:33	KU - Thomas, K. 1 yd rush (Borcila, J. kick)	
		7 plays, 28 yards, TOP 03:36	35-49
4th	05:18	OU - Schmit, Z. 37 yd FG	
		16 plays, 55 yards, TOP 05:15	35-52
4th	03:31	KU - Fairchild, M. 9 yd pass from Bean, J. (Borcila, J. kick)	
		7 plays, 75 yards, TOP 01:47	42-52

	KU	OU
FIRST DOWNS	22	36
RUSHES-YARDS (NET)	35-165	57-298
PASSING YDS (NET)	265	403
Passes Comp-Att-Int	16-27-2	29-43-1
TOTAL OFFENSE PLAYS-YARDS	62-430	100-701
Fumble Returns-Yards	0-0	0-0
Punt Returns-Yards	0-0	0-0
Kickoff Returns-Yards	1-31	1-21
Interception Returns-Yards	1-17	2-0
Punts (Number-Avg)	5-42.4	1-55.0
Fumbles-Lost	0-0	2-2
Penalties-Yards	5-45	4-45
Possession Time	29:41	30:19
Third-Down Conversions	5 of 11	16 of 21
Fourth-Down Conversions	0 of 0	1 of 1
Red-Zone Scores-Chances	4-4	5-6
Sacks By: Number-Yards	1-6	1-9

RUSHING: OU – Gray, E. 20-176; Barnes, J. 21-69; Gabriel, D. 10-37; Stoops, D. 2-23; Willis, B. 1-0. **KU** – Neal, D. 12-84; Bean, J. 10-41; Skinner, Q. 0-20; Thomas, K. 9-18; Morrison, S. 3-1; Scott, T. 1-0.

PASSING: OU – Gabriel, D. 29-42-1-403. **KU** – Bean, J. 16-27-2-265.

RECEIVING: OU – Mims, M. 9-106; Willis, B. 5-102; Wease, T. 4-56; Stoops, D. 4-43; Farooq, J. 4-42; Gray, E. 2-13; Freeman, G. 1-41. **KU** – Fairchild, M. 6-106; Arnold, L. 5-113; Grimm, L. 1-19; Casey, J. 1-9; Locklin, T. 1-8; Skinner, Q. 1-7; Neal, D. 1-3.

TACKLES (UA-A): OU – Ugwoegbu, D. 5-3; White, D. 4-4; Stutsman, D. 6-1; Lawrence, K. 5-1; Spears-Jennings, R. 3-1; Davis, J. 2-1; Washington, W. 2-1; Broiles, J. 1-2; Downs, E. 1-2; Cordon, C. 2-0; Kanak, J. 2-0; McCoy, J. 1-0; Raym, A. 1-0; Mason-Thomas, R. 1-0; Coe, I. 1-0; Redmond, J. 0-1; Ellison, J. 0-1; Laulu, J. 0-1; Johnson, J. 0-1. **KU** – Logan, K. 7-7; McCaskill, L. 7-4; Miller, R. 4-5; Dotson, R. 3-4; Burroughs, O. 3-3; Berryhill, T. 3-3; Grant, M. 3-3; Gervin, K. 3-2; Bryant, C. 3-1; Robinson, J. 2-2; Wilson, E. 2-2; Lee, M. 2-2; Taylor, C. 1-3; Young, C. 2-1; Gaines, D. 1-0; Phelps, L. 1-0; Satterwhite, J. 1-0; Hatcher, H. 1-0; DeBoise, Z. 1-0; Gilyard, E. 0-1; Dunn, T. 0-1.

10/29/22 • Jack Trice Stadium (58,716) • Ames, Iowa		
	OKLAHOMA	27
	IOWA STATE	13

AMES, Iowa — Oklahoma registered three interceptions and held Iowa State to 66 rushing yards (2.4 per carry) in a 27-13 victory, giving the Sooners their 25th win in their last 26 trips to Ames. The 14-point margin marked ISU's largest in defeat this season.

OU, which never trailed for the second straight game, rushed for 182 yards, the second highest total by an Iowa State opponent on the year. The Cyclones entered the day allowing just 105.3 rushing yards per contest.

Oklahoma took a 13-3 to halftime and kicker Zach Schmit accounted for all 13 of the team's points with a 41-yard field goal, a two-yard receiving touchdown on a fake field goal, a PAT and a 34-yard field goal. The touchdown was thrown by holder Michael Turk, who became OU's first full-time punter to throw a TD pass since 1970.

Eric Gray turned in his fifth 100-yard rushing performance of the season, finishing with 101 yards and a four-yard touchdown on 20 carries (5.0 average). It was the second most rushing yards ISU gave up to an individual player on the year.

Dillon Gabriel completed 15 of 26 passes for 148 yards and a touchdown. The TD throw was a 41-yarder in third quarter to receiver Jalil Farooq, who finished with four catches for a team-high 74 yards. The TD was the second of his career.

OU's three interceptions were its most since the 2020 Cotton Bowl vs. Florida and came from Woodi Washington on Iowa State's second play and Justin Broiles and Danny Stutsman in the fourth quarter. Stutsman's pick was the first of his career.

DaShaun White registered a career-high 14 tackles (10 solo) and a team-high-tying 1.5 tackles for loss.

Turk punted six times for an average of 49.3 yards. He had key 61- and 60-yard punts in the fourth quarter that flipped the field and OU's defense registered takeaways on the ensuing possessions.

Score by Quarters	1	2	3	4	Score	
Oklahoma	3	10	7	7	27	Record: (5-3, 2-3 Big 12)
Iowa State	3	3	0	7	13	Record: (3-5, 0-5 Big 12)

Scoring Summary:

1st	06:31	OU - Schmit, Z. 41 yd FG	
		6 plays, 22 yards, TOP 02:01	3-0
1st	02:08	ISU - Gilbert, J. 27 yd FG	
		11 plays, 66 yards, TOP 04:23	3-3
2nd	12:23	OU - Schmit, Z. 2 yd pass from Turk, M. (Schmit, Z. kick)	
		15 plays, 85 yards, TOP 04:38	10-3
2nd	06:30	OU - Schmit, Z. 34 yd FG	
		14 plays, 48 yards, TOP 5:31	13-3
2nd	00:45	ISU - Gilbert, J. 43 yd FG	
		7 plays, 25 yards, TOP 1:10	13-6
3rd	04:18	OU - Farooq, J. 41 yd pass from Gabriel, D. (Schmit, Z. kick)	
		8 plays, 78 yards, TOP 02:47	20-6
4th	10:29	ISU - Noel, J. 15 yd pass from Dekkers, H. (Nettelles, D. kick)	
		12 plays, 53 yards, TOP 04:53	20-13
4th	04:36	OU - Gray, E. 4 yd rush (Schmit, Z. kick)	
		2 plays, 2 yards TOP 00:48	27-13

	OU	ISU
FIRST DOWNS	19	20
RUSHES-YARDS (NET)	47-182	27-66
PASSING YDS (NET)	150	308
Passes Att-Comp-Int	16-27-0	37-57-3
TOTAL OFFENSE PLAYS-YARDS	74-332	87-374
Fumble Returns-Yards	0-0	0-0
Punt Returns-Yards	0-0	0-0
Kickoff Returns-Yards	2-23	1-13
Interception Returns-Yards	3-37	0-0
Punts (Number-Avg)	6-49.3	5-44.6
Fumbles-Lost	1-1	2-0
Penalties-Yards	4-31	3-21
Possession Time	29:15	30:45
Third-Down Conversions	7 of 17	7 of 20
Fourth-Down Conversions	1 of 2	3 of 5
Red-Zone Scores-Chances	3-3	2-3
Sacks By: Number-Yards	1-9	1-14

RUSHING: OU – Gray, E. 20-101; Major, M. 12-29; Farooq, J. 2-26; Gabriel, D. 9-17; Freeman, G. 3-16. **ISU** – Dekkers, H. 4-31; Norton, C. 11-27; Brock, J. 11-22.

PASSING: OU – Gabriel, D. 15-26-0-148; Turk, M. 1-1-0-2. **ISU** – Dekkers, H. 37-57-3-308.

RECEIVING: OU – Farooq, J. 4-74; Stoops, D. 3-34; Mims, M. 2-16; Gray, E. 2-14; Willis, B. 2-8; Major, M. 2-2; Schmit, Z. 1-2. **ISU** – Hutchinson, X. 10-72; Noel, J. 7-54; Stanley, D. 6-90; Silas, D. 4-19; Brock, J. 3-29; Norton, C. 3-8; Hanika, D. 1-23; Wilson, D. 1-5; Shaw, S. 1-5; Dean, E. 1-3.

TACKLES (UA-A): OU – White, D. 10-4; Washington, W. 6-2; Davis, J. 6-0; Ugwoegbu, D. 3-3; Stutsman, D. 3-2; Broiles, J. 2-2; Laulu, J. 1-3; Lawrence, K. 3-0; Morrison, T. 3-0; Downs, E. 2-1; Redmond, J. 1-2; Johnson, J. 1-1; Coe, I. 0-2; Bowman, B. 0-2; Stripling, M. 0-2; Kelley, J. 1-0; Grimes, R. 1-0; Spears-Jennings, R. 0-1; West, T. 0-1. **ISU** – Johnson, A. 5-3; Vance, O. 3-5; Tampa, T. 7-0; Freyler, B. 2-4; Purchase, M. 3-2; Vaughn, G. 2-3; McDonald, W. 2-3; Cooper, J. 3-1; Kyle, T. 3-0; Peterson, J. 1-2; Willich, C. 1-2; Anderson, M. 1-2; Onyedim, T. 0-3; Chambers, M. 1-1; Lee, I. 0-2; McLaughlin, W. 0-2; Zenzen, H. 1-0; Peterson, B. 1-0; McGee, T. 1-0; Porter, D. 1-0; Orange, D. 1-0; Dekkers, H. 1-0; Jones, T. 0-1; Jackson, K. 0-1; Mendezsoon, M. 0-1.